Lighting Program
2016/2017

Light is OSRAM

OSRAM

Lighting Program
2016/2017

Light is OSRAM

OSRAM

Any manipulation of our products or packaging, including but not limited to modification, reworking or restamping, is prohibited and infringes our registered trademark rights. Such modifications may impair the technical properties of our products, destroy them or cause consequential damage or injury, for which OSRAM cannot under any circumstances be held responsible.

For more information on our products, go to:
www.osram.de
www.osram.com

Printed on paper treated with chlorine-free bleach.

Printed in Germany.

Subject to change without notice. Errors and omissions excepted. The pictures in the catalog are for illustration purposes only.

LIGHTIFY®	1.00–1.19
LED lamps	2.00–2.61
Light engines and LED modules	3.00–3.115
LED drivers	4.00–4.57
Light management systems	5.00–5.103
Fluorescent lamps	6.00–6.51
Discharge lamps	7.00–7.55
Compact fluorescent lamps with integrated control gear	8.00–8.13
Compact fluorescent lamps without integrated control gear	9.00–9.29
Halogen lamps	10.00–10.39
Display and signal lamps	11.00–11.13
General lighting service lamps	12.00–12.05
Electronic control gears	13.00–13.113
Index and general information	14.00–14.44

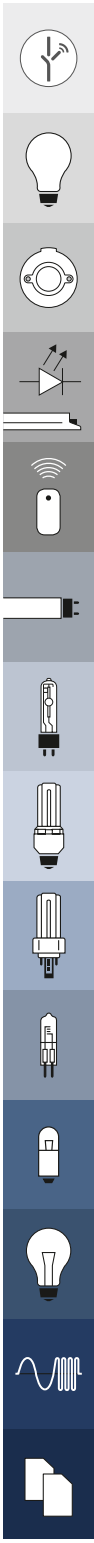

Creating the future of light with OSRAM



The lighting industry continues to undergo profound changes. Increasing regulatory requirements related to energy-efficient lighting, lower manufacturing costs as well as the continuous improvement of LED chips have led to an accelerated shift towards semiconductor-based products (SSL) in the lighting industry. In addition, shorter product life cycles and innovative technologies are necessitating a rethink in the industry.

To seize the opportunities related to this shift, OSRAM is investing extensively in the research and development of new, trendsetting technologies and will be further strengthening its semiconductor competences. We continuously adapt our product portfolio and complement our traditional lamps business with LED lamps and integrated LED luminaires as well as smart and connected solutions for homes, buildings and cities.

Our comprehensive expertise in the lighting industry demonstrates our passion for light. We have been using this expertise for almost a century to provide a broad, state-of-the-art product portfolio that makes it simple for our customers to serve their own customers. We cover all relevant product segments, including lamps, electronic control gears, modules, light management systems and luminaires. With a strong global brand, OSRAM also has excellent market access. As a reliable partner in the volume as well as the solution business, we are dedicated to close, long-term relationships and serve our customers worldwide – from demand forecasting to supporting their marketing.



We are more than our customers' partner for their current needs – OSRAM understands the challenges and opportunities of innovative lighting in the future and is driving the technological change in the lighting industry. Facilitated by trends such as digitalization, connectivity and new technologies, light will play a fundamental role in our lives in the future that goes beyond illumination – for instance in areas such as health, mobility, security and data transmission. Smart and connected systems will make our homes and cities more comfortable, secure and energy-efficient. Furthermore, light will dynamically adapt to peoples' needs and body clocks to help increase health, productivity and well-being. With LED-based products making up a share of 43 percent of the total turnover, OSRAM is already setting significant trends with regard to technological changes in the lighting market that improve quality of life.

As one of the two leading light manufacturers in the world, OSRAM can leverage almost a century of industry expertise in this market. OSRAM had around 33,000 employees worldwide at the end of fiscal year 2015 and generated a revenue of almost 5.6 billion euros in that year. The company's comprehensive portfolio covers vertically integrated products and solutions throughout the entire value chain ranging from components and lamps, luminaires and light management systems to smart and connected lighting solutions for buildings and cities.

For more information, please go to www.osram.com





Innovative and compliant

As part of the Kyoto Protocol on climate change (1997), the European Union devised a series of measures governing the efficient and sustainable use of resources. These measures include Directive 2009/125/EC covering the environmentally conscious design of energy-related products (ErP).

The implementation rules for non-directional household lamps (Regulation (EC) 244/2009) and for professional lighting with fluorescent lamps and high-pressure discharge lamps reflect the climate goals that the EU set at the beginning of 2007 for achievement by 2020. The implementation rules (Regulation (EU) 1194/2012) that are being implemented in three phases from 2013 to 2016 also address minimum requirements for directional lamps and LED lamps (including LED modules) for the first time as part of the EU's effort to accomplish its climate objectives. The primary focus of these ambitious targets is cutting CO_2 emissions in the EU by 20 percent through the year of 2020.



A world fit to live in – today and tomorrow

As an international company, we assume global responsibility for people and the environment as well as for our own actions. The concept of sustainability guides these actions – just as it does with all other activities of the company. We base our strategic decisions on the integrated, three-pillar concept of sustainability: economy, environment and society. These three elements serve as the broad basis for our thoughts and actions. Because artificial light is responsible for about 15 percent of global electricity usage, we combat the greenhouse gas effect by developing energy-saving lamps and systems and, at the same time, we help our customers lower their electricity costs. At the same time, we use resources efficiently and avoid the production of waste wherever possible. We act in an environmentally conscious, innovative and responsible manner – from product development to recycling. The steps we take in this effort include researching and selecting the most environmentally safe raw materials possible, reducing production waste to the greatest extent possible, employing environmentally friendly pakkaging and efficiently using energy in all production processes. As a result, sustainability affects the entire value chain, including our suppliers.



You will find more information on this topic at www.osram.com/global-care

Information from professionals for professionals – the OSRAM Professional Portal

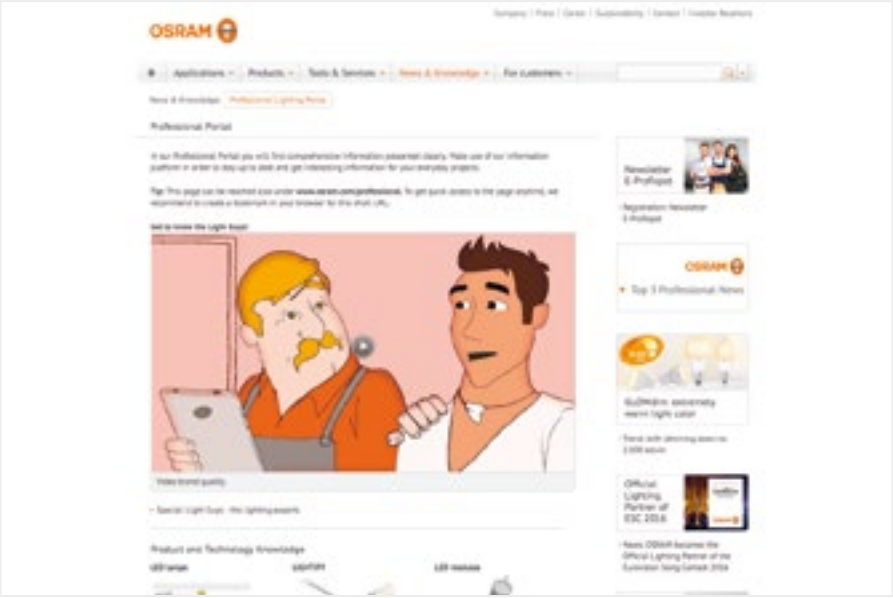

Our Professional Portal provides you with clearly arranged, in-depth information. Use this platform to keep up to date and receive interesting information for your daily projects.
www.osram.com/professional

OSRAM's Online Calculators
Quickly and easily determine online the potential savings or the ROI of your next LED project. For use in your own planning or as a persuasive sales pitch for your customers.
www.osram.com/calculators

OSRAM Mobile Apps
Take advantage of the many possibilities offered by mobile apps for Apple and Android devices. Functions: technical information, product search and comparison, or efficiency calculator.
www.osram.com/mobile-apps

OSRAM News Portal
The OSRAM newsletter for professionals. Major news stories from the world of lighting for your daily projects. Up-to-date, informative and specially designed for lighting professionals.
www.osram.com/news

OSRAM Case Studies
The OSRAM Case Studies Tool presents a selection of special lighting projects involving OSRAM products.
www.osram.com/case-studies

OSRAM Energy Audit projects
All over the world, OSRAM can offer professional energy audits for energy-efficient lighting solutions from a single source. Energy saving potential: up to 75 %.
www.osram.com/energyaudit

Online Training and Live Webinars
OSRAM Training offers a broad range of online training modules and webinars. Let us take you on a tour of the world of light and quickly gain useful knowledge and new information about all areas of lighting.
www.osram.com/training

OSRAM Lighting Planning with DIALux and RELUX
The latest lamp and luminaire data plus plug-ins for DIALux and RELUX planning software can be downloaded here.
www.osram.com/dialux-plugin



LIGHTIFY®

LIGHTIFY® CLASSIC A Tunable White	1.03
LIGHTIFY® CLASSIC A RGBW	1.04
LIGHTIFY® CLASSIC A White	1.05
LIGHTIFY® CLASSIC B Tunable White	1.06
LIGHTIFY® PAR16 Tunable White	1.07
LIGHTIFY® PAR16 RGBW	1.08
LIGHTIFY® Downlight Tunable White	1.09
LIGHTIFY® Surface Light Tunable White	1.10
LIGHTIFY® Flex RGBW	1.11
LIGHTIFY® Gardenspot Mini White	1.12
LIGHTIFY® Gardenspot Mini White Add-on	1.13
LIGHTIFY® Gardenspot Mini RGB	1.14
LIGHTIFY® Gardenspot Mini RGB Add-on	1.15
LIGHTIFY® Gateway Home	1.16
LIGHTIFY® Switch	1.17
LIGHTIFY® Plug	1.18

LIGHTIFY® – smart and individual light at home

The future has arrived with smart connected light and LIGHTIFY®. Mobile light control via app ensures helpful, individual and personalized experiences at home, work or even outdoors. This new system for wirelessly networking lamps and luminaires makes individual light control easy and offers many more supportive functions such as remote access, timer features, scene configuration and default settings. Up to 50 products can be paired and controlled in one system: Dimming the brightness, selection of cool or warm white tones as well as decorating a home in any colored light that one prefers.



Lighting just got a bit more exciting and smarter and offers a first and simple step towards the smart home future.

LIGHTIFY® is beneficial by enhancing life as well as work quality:

- Simple installation with plug and play
- Grouping of lamps and luminaires for collective control
- Individualization with personal settings
- Expansion with additional products at any time
- Flexible placement as well as control options via switch, smartphone or tablet
- Compatible with other products using ZigBee technology



LIGHTIFY® CLASSIC A Tunable White
LED retrofit lamps with LIGHTIFY® technology, classic bulb shape

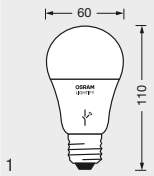

1



Product name	GTIN (EAN)	lm		W	t [h]	K	Ra
LIGHTIFY CLASSIC A 60 TW E27 [1]	4052899926165	810	E27	9.50	20000	2700…6500	>80

Product name			W≙W			No.
LIGHTIFY CLASSIC A 60 TW E27 [1]	100000	A60	60	A+	4	1

1) All technical parameters apply to the entire lamp / Due to the complex production process for light-emitting diodes, the typical values shown for the technical LED parameters are purely statistical values that do not necessarily match the actual technical parameters of each individual product, which can vary from the typical value / In development, data preliminary

Product features
- LED CLASSIC A lamp with integrated smart, wireless control technology
- Color temperature adjustable using tunable white: White tones from warm to daylight white (2,700...6,500 K)
- Dimmable via LIGHTIFY®
- Lifetime: up to 20,000 h
- Color rendering index R_a: 80…89
- Frosted outer bulb
- Base: E27

Product benefits
- Controllable via smart devices (via LIGHTIFY® Switch, Android and iOS)
- LIGHTIFY®-capable LED lamps in classic shape
- Individually configurable
- Easy to install and use
- Up to 80 % less energy consumption compared with ordinary light bulbs
- Contains no mercury

Areas of application
- General illumination
- Hospitality

Equipment / Accessories
- LIGHTIFY® App required
- LIGHTIFY® Gateway required

DISCLAIMER: LIGHTIFY® product and cloud service availability may vary depending on country and region. Please consult OSRAM for further product details and availability information.

LIGHTIFY® CLASSIC A RGBW
LED retrofit lamps with LIGHTIFY® technology, classic bulb shape

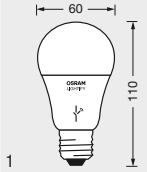

1



Product name	GTIN (EAN)	lm		W	t [h]	K	Ra
LIGHTIFY CLASSIC A 60 RGBW E27 [1]	4052899926097	810	E27	10	20000	2000…6500	>85

Product name			w≙W			No.
LIGHTIFY CLASSIC A 60 RGBW E27 [1]	100000	A60	60	A+	4	1

1) All technical parameters apply to the entire lamp / Due to the complex production process for light-emitting diodes, the typical values shown for the technical LED parameters are purely statistical values that do not necessarily match the actual technical parameters of each individual product, which can vary from the typical value / In development, data preliminary

Product features
- LED CLASSIC A lamp with integrated smart, wireless control technology
- RGB color control with approx. 16 million color options
- Color temperature adjustable using tunable white: White tones from warm to daylight white (2,000...6,500 K)
- Dimmable via LIGHTIFY®
- Lifetime: up to 20,000 h
- Color rendering index R_a: 80…89
- Frosted outer bulb

Product benefits
- Controllable via smart devices (via LIGHTIFY® Switch, Android and iOS)
- LIGHTIFY®-capable LED lamps in classic shape
- Flexible, individual color design
- Up to 80 % less energy consumption compared with ordinary light bulbs
- Contains no mercury

Areas of application
- General illumination
- Hospitality

Equipment / Accessories
- LIGHTIFY® App required
- LIGHTIFY® Gateway required

DISCLAIMER: LIGHTIFY® product and cloud service availability may vary depending on country and region. Please consult OSRAM for further product details and availability information.

Also available as a starter kit that includes LIGHTIFY® Gateway Home:

Product name	GTIN (EAN)	Content
LIGHTIFY STARTER KIT	4052899929715	1x LIGHTIFY GATEWAY HOME (EAN 4052899926172)
		1x LIGHTIFY CLASSIC A 60 RGBW E27 (EAN 4052899926097)

LIGHTIFY® CLASSIC A White
LED retrofit lamps with LIGHTIFY® technology, classic bulb shape

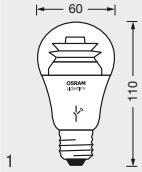

1



Product name	GTIN (EAN)	K	lm		W	t [h]	Ra
LIGHTIFY CLASSIC A 60 W CL E27 [1]	4052899947238	2700	810	E27	10	20000	≥80

Product name			w≈W			No.
LIGHTIFY CLASSIC A 60 W CL E27 [1]	100000	A60	60	A+	4	1

1) All technical parameters apply to the entire lamp / Due to the complex production process for light-emitting diodes, the typical values shown for the technical LED parameters are purely statistical values that do not necessarily match the actual technical parameters of each individual product, which can vary from the typical value

Product features
- LED CLASSIC A lamp with integrated smart, wireless control technology
- Color temperature warm white (2,700 K)
- Dimmable via LIGHTIFY®
- Lifetime: up to 20,000 h
- Color rendering index R_a: 80…89
- Clear outer bulb
- Base: E27

Product benefits
- Controllable via smart devices (via LIGHTIFY® Switch, Android and iOS)
- Low-priced entry into smart lighting
- LIGHTIFY®-capable LED lamps in classic shape
- Easy to install and use
- Up to 80 % less energy consumption compared with ordinary light bulbs
- Contains no mercury

Areas of application
- General illumination
- Hospitality

Equipment / Accessories
- LIGHTIFY® App required
- LIGHTIFY® Gateway required

DISCLAIMER: LIGHTIFY® product and cloud service availability may vary depending on country and region. Please consult OSRAM for further product details and availability information.

LIGHTIFY® CLASSIC B Tunable White
LED retrofit lamps with LIGHTIFY® technology, classic mini-candle shape

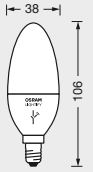

1



Product name	GTIN (EAN)	lm		W	t [h]	K	Ra
LIGHTIFY CLASSIC B 40 TW FR [1)]	4052899947214	470	E14	6	20000	2700…6500	≥80

Product name			w≙W			No.
LIGHTIFY CLASSIC B 40 TW FR [1)]	100000	B40	40	A+	4	1

1) All technical parameters apply to the entire lamp / Due to the complex production process for light-emitting diodes, the typical values shown for the technical LED parameters are purely statistical values that do not necessarily match the actual technical parameters of each individual product, which can vary from the typical value

Product features
- LED CLASSIC B lamp with integrated smart, wireless control technology
- Color temperature adjustable using tunable white: White tones from warm to daylight white (2,700...6,500 K)
- Dimmable via LIGHTIFY®
- Lifetime: up to 20,000 h
- Color rendering index R_a: 80…89
- Frosted outer bulb
- Base: E14

Product benefits
- Controllable via smart devices (via LIGHTIFY® Switch, Android and iOS)
- LIGHTIFY®-capable LED lamps in a candle shape
- Individually configurable
- Easy to install and use
- Up to 80 % less energy consumption compared with ordinary light bulbs
- Contains no mercury

Areas of application
- General illumination
- Hospitality

Equipment / Accessories
- LIGHTIFY® App required
- LIGHTIFY® Gateway required

DISCLAIMER: LIGHTIFY® product and cloud service availability may vary depending on country and region. Please consult OSRAM for further product details and availability information.

LIGHTIFY® PAR16 Tunable White
LED retrofit reflector lamps with LIGHTIFY® technology, PAR16

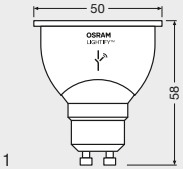

1



Product name	GTIN (EAN)	lm		W	t [h]	K	R_a
LIGHTIFY PAR16 50 TW [1]	4052899926103	350	GU10	6	20000	2700…6500	≥80

Product name					
LIGHTIFY PAR16 50 TW [1]	100000	36	A	4	1

1) All technical parameters apply to the entire lamp / Due to the complex production process for light-emitting diodes, the typical values shown for the technical LED parameters are purely statistical values that do not necessarily match the actual technical parameters of each individual product, which can vary from the typical value

Product features
- LED PAR16 lamp with integrated smart, wireless control technology
- Color temperature adjustable using tunable white: White tones from warm to daylight white (2,700...6,500 K)
- Dimmable via LIGHTIFY®
- Lifetime: up to 20,000 h
- Color rendering index R_a: 80…89
- Base: GU10

Product benefits
- Controllable via smart devices (via LIGHTIFY® Switch, Android and iOS)
- LIGHTIFY®-capable LED reflector lamp
- Individually configurable
- Easy to install and use
- Contains no mercury

Areas of application
- General illumination
- Hospitality

Equipment / Accessories
- LIGHTIFY® App required
- LIGHTIFY® Gateway required

DISCLAIMER: LIGHTIFY® product and cloud service availability may vary depending on country and region. Please consult OSRAM for further product details and availability information.

LIGHTIFY® PAR16 RGBW
LED retrofit reflector lamps with LIGHTIFY® technology, PAR16

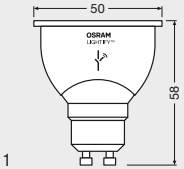

1



Product name	GTIN (EAN)	lm		W	t [h]
LIGHTIFY PAR16 50 RGBW [1]	4052899947252	300	GU10	6	20000

Product name	K				No.
LIGHTIFY PAR16 50 RGBW [1]	2000…6500	100000	A+	4	1

1) All technical parameters apply to the entire lamp / Due to the complex production process for light-emitting diodes, the typical values shown for the technical LED parameters are purely statistical values that do not necessarily match the actual technical parameters of each individual product, which can vary from the typical value

Product features
- LED PAR16 lamp with integrated smart, wireless control technology
- Color temperature adjustable using tunable white: White tones from warm to daylight white (2,000...6,500 K)
- RGB color control, approx. 16 million color options adjustable
- Dimmable via LIGHTIFY®
- Lifetime: up to 20,000 h
- Color rendering index R_a: 80…89

Product benefits
- Controllable via smart devices (via LIGHTIFY® Switch, Android and iOS)
- LIGHTIFY®-capable LED reflector lamp
- Easy to install and use
- Up to 80 % less energy consumption compared with ordinary light bulbs
- Contains no mercury

Areas of application
- General illumination
- Hospitality

Equipment / Accessories
- LIGHTIFY® App required
- LIGHTIFY® Gateway required

DISCLAIMER: LIGHTIFY® product and cloud service availability may vary depending on country and region. Please consult OSRAM for further product details and availability information.

LIGHTIFY® Downlight Tunable White
Indoor LED downlight with LIGHTIFY® technology, for reflector lamps

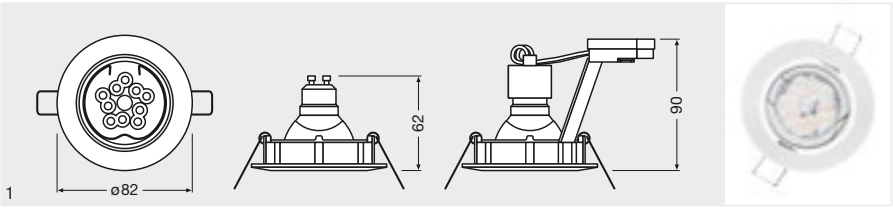

Product name	GTIN (EAN)			K	lm	d [mm]
LIGHTIFY Downlight TW	4052899926141	Recessed	GU10	2700…6500	350	82

Product name	h [mm]	T_a	IP			No.
LIGHTIFY Downlight TW	90	-20…+40	IP23	A [1]	4	1

1) Energy efficiency class of supplied lamps

Product features
- Downlight with integrated smart, wireless control technology
- Color temperature adjustable using tunable white: White tones from warm to daylight white (2,700...6,500 K)
- Dimmable via LIGHTIFY®
- Color rendering index R_a: 80…89

Product benefits
- Controllable via smart devices (via LIGHTIFY® Switch, Android and iOS)
- LIGHTIFY®-capable downlight with LIGHTIFY® PAR16 Tunable White lamp
- Easy to install and use
- Contains no mercury

Areas of application
- General indoor illumination
- Hospitality

Equipment / Accessories
- LIGHTIFY® App required
- LIGHTIFY® Gateway required

DISCLAIMER: LIGHTIFY® product and cloud service availability may vary depending on country and region. Please consult OSRAM for further product details and availability information.

LIGHTIFY® Surface Light Tunable White
Indoor LED ceiling and wall luminaires with LIGHTIFY® technology

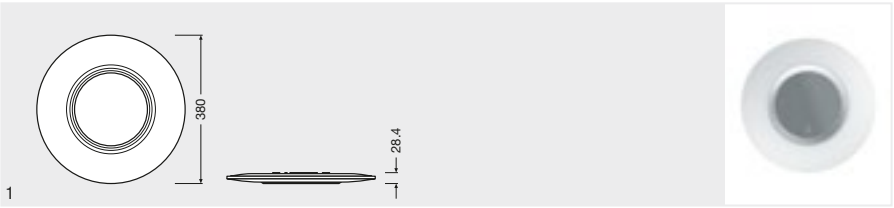

Product name	GTIN (EAN)	W	K	Hz	lm
LIGHTIFY Surface Light TW	4052899926158	28	2700…6500	50/60	1800

Product name	d [mm]	h [mm]	IP	LED		No.
LIGHTIFY Surface Light TW	380	28	IP20	A++, A+, A [1]	2	1

1) Energy efficiency class of permanently integrated and non-exchangeable LED module

Product features
- Extremely flat LED ceiling- and wall-mounted luminaire with integrated smart, wireless control technology
- Color temperature adjustable using tunable white: White tones from warm to daylight white (2,700...6,500 K)
- Dimmable via LIGHTIFY®

Product benefits
- Controllable via smart devices (via LIGHTIFY® Switch, Android and iOS)
- LED luminaire with customizable front
- LIGHTIFY®-capable and individually configurable
- Easy to install and use
- Contains no mercury

Equipment / Accessories
- LIGHTIFY® App required
- LIGHTIFY® Gateway required

DISCLAIMER: LIGHTIFY® product and cloud service availability may vary depending on country and region. Please consult OSRAM for further product details and availability information.

LIGHTIFY® Flex RGBW
Flexible LED modules with LIGHTIFY® technology

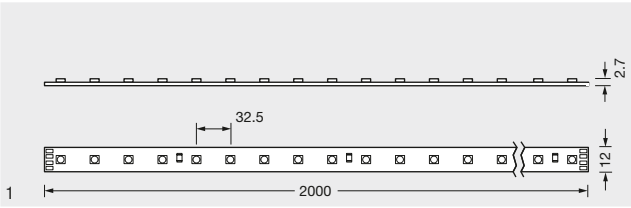



Product name	GTIN (EAN)	W	°	V	Hz	lm	l [mm]
LIGHTIFY FLEX-RGBW	4052899926110	18	120	220…240	50/60	839	2000

Product name	b [mm]	h [mm]	T_a	IP	K	LED		No.
LIGHTIFY FLEX-RGBW	12	3	0…+40	IP20	2000…6500	A++, A+, A [1]	4	1

1) Energy efficiency class of permanently integrated and non-exchangeable LED module

Product features
- Flexible, self-adhesive RGBW strip with integrated smart, wireless control technology
- Color temperature adjustable using tunable white: White tones from warm to daylight white (2,000...6,500 K)
- RGB color control
- Dimmable via LIGHTIFY®

Product benefits
- Controllable via smart devices (via LIGHTIFY® Switch, Android and iOS)
- LIGHTIFY®-capable Flex LED module with RGB and White LEDs for true tunable white and individually configurable color
- Easy to install and use
- Contains no mercury

Areas of application
- General illumination
- Hospitality

Equipment / Accessories
- Including power pack
- LIGHTIFY® App required
- LIGHTIFY® Gateway required

DISCLAIMER: LIGHTIFY® product and cloud service availability may vary depending on country and region. Please consult OSRAM for further product details and availability information.

LIGHTIFY® Gardenspot Mini White
Outdoor mini LED spotlights with LIGHTIFY® technology

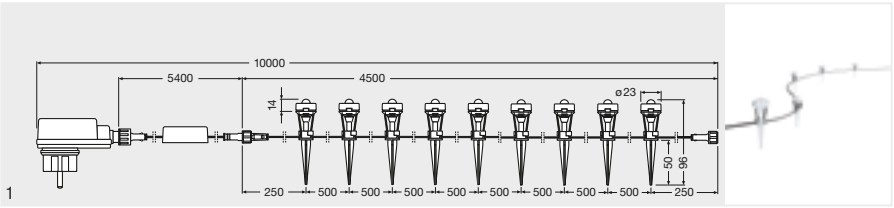

1

Product name	GTIN (EAN)		W		V	Hz	
LIGHTIFY GARDENSPOT MINI WT	4052899926127	9	4.5	30	220…240	50/60	Warm white

Product name	l [mm]	b [mm]	h [mm]	IP	LED		No.
LIGHTIFY GARDENSPOT MINI WT	23	23	96	IP66	A++, A+, A [1)]	4	1

1) Energy efficiency class of permanently integrated and non-exchangeable LED module

Product features
- 9-spot outdoor luminaire with integrated smart, wireless control technology
- Color temperature warm white (2,700 K)
- Dimmable via LIGHTIFY®
- Type of protection: IP66 (luminaire), power pack

Product benefits
- Controllable via smart devices (via LIGHTIFY® Switch, Android and iOS)
- LIGHTIFY®-capable outdoor luminaire
- Flexibly mountable, even without ground stakes
- Very low energy consumption
- Easy to install and use
- Contains no mercury

Areas of application
- Gardens
- Outdoor

Equipment / Accessories
- LIGHTIFY® App required
- LIGHTIFY® Gateway required
- LIGHTIFY® Gardenspot Mini White Add-on available

DISCLAIMER: LIGHTIFY® product and cloud service availability may vary depending on country and region. Please consult OSRAM for further product details and availability information.

LIGHTIFY® Gardenspot Mini White Add-on
Outdoor mini LED spotlights with LIGHTIFY® technology

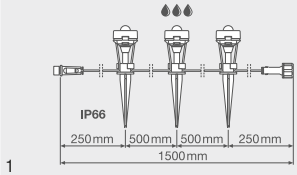

1



Product name	GTIN (EAN)			W		V	l [mm]
LIGHTIFY GARDENSPOT MINI WT Add-on	4052899929821		3	1.5	30	12	23
Product name	**b [mm]**	**h [mm]**	**IP**	**LED**		**No.**	
LIGHTIFY GARDENSPOT MINI WT Add-on	23	96	IP66	A++, A+, A [1]	4	1	

1) Energy efficiency class of permanently integrated and non-exchangeable LED module

Product features
- Extension for LIGHTIFY® Gardenspot Mini White
- Color temperature warm white (2,700 K)
- Dimmable via LIGHTIFY®
- Three additional light points at a length 1,500 mm
- Type of protection: IP66

Product benefits
- Controllable via smart devices (via LIGHTIFY® Switch, Android and iOS)
- Addition for LIGHTIFY®-capable outdoor luminaires
- Flexibly mountable, even without ground stakes
- Very low energy consumption
- Easy to install and use
- Contains no mercury

Areas of application
- Gardens
- Outdoor

Equipment / Accessories
- LIGHTIFY® Gardenspot Mini White required
- LIGHTIFY® App required
- LIGHTIFY® Gateway required

DISCLAIMER: LIGHTIFY® product and cloud service availability may vary depending on country and region. Please consult OSRAM for further product details and availability information.

LIGHTIFY® Gardenspot Mini RGB
Outdoor mini LED spotlights with LIGHTIFY® technology

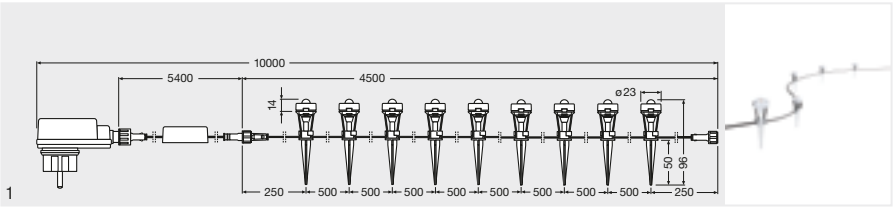

1

Product name	GTIN (EAN)		V	Hz		l [mm]
LIGHTIFY GARDENSPOT MINI RGB	4052899926134	30	220…240	50/60	Warm white	23

Product name	b [mm]	h [mm]	IP	LED		No.
LIGHTIFY GARDENSPOT MINI RGB	23	96	IP66	A++, A+, A 1)	4	1

1) Energy efficiency class of permanently integrated and non-exchangeable LED module

Product features
- 9-spot outdoor luminaire with integrated smart, wireless control technology
- RGB color control
- Dimmable via LIGHTIFY®
- Type of protection: IP66 (luminaire), IP44 power pack

Product benefits
- Controllable via smart devices (via LIGHTIFY® Switch, Android and iOS)
- LIGHTIFY®-capable outdoor luminaire
- Flexibly mountable, even without ground stakes
- Very low energy consumption
- Easy to install and use
- Contains no mercury

Areas of application
- Gardens
- Outdoor

Equipment / Accessories
- LIGHTIFY® App required
- LIGHTIFY® Gateway required
- LIGHTIFY® Gardenspot Mini RGB Add-on available

DISCLAIMER: LIGHTIFY® product and cloud service availability may vary depending on country and region. Please consult OSRAM for further product details and availability information.

LIGHTIFY® Gardenspot Mini RGB Add-on

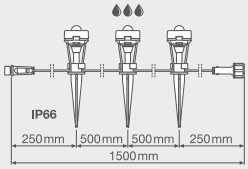

1



Product name	GTIN (EAN)		W
LIGHTIFY GARDENSPOT MINI RGB Add-on	4052899929838	3	4.5

Product name	IP	LED		No.
LIGHTIFY GARDENSPOT MINI RGB Add-on	IP66	A++, A+, A [1)]	4	1

1) Energy efficiency class of permanently integrated and non-exchangeable LED module

Product features
- Extension for LIGHTIFY® Gardenspot Mini RGB
- RGB color control
- Dimmable via LIGHTIFY®
- Three additional light points at a length 1,500 mm
- Type of protection: IP66

Product benefits
- Controllable via smart devices (via LIGHTIFY® Switch, Android and iOS)
- Addition for LIGHTIFY®-capable outdoor luminaires
- Flexibly mountable, even without ground stakes
- Very low energy consumption
- Easy to install and use
- Contains no mercury

Areas of application
- Gardens
- Outdoor

Equipment / Accessories
- LIGHTIFY® Gardenspot Mini RGB required
- LIGHTIFY® App required
- LIGHTIFY® Gateway required

DISCLAIMER: LIGHTIFY® product and cloud service availability may vary depending on country and region. Please consult OSRAM for further product details and availability information.

LIGHTIFY® Gateway Home

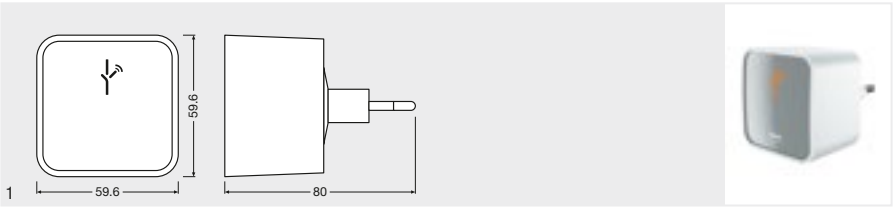

1

Product name	GTIN (EAN)		No.
LIGHTIFY GATEWAY HOME	4052899926172	4	1
LIGHTIFY GATEWAY HOME UK	4052899233706	4	1

Product features
- The heart of the system, links smart devices (LIGHTIFY® Switch, Android and iOS) to LIGHTIFY® lamps, luminaires and components via a Wi-Fi/ Internet connection (cloud-based)
- Connects up to 50 LIGHTIFY® products
- For integrated smart, wireless light management

Product benefits
- Easy to install and use

Equipment / Accessories
- LIGHTIFY® App required

DISCLAIMER: LIGHTIFY® product and cloud service availability may vary depending on country and region. Please consult OSRAM for further product details and availability information.

Also available as a starter kit that includes LIGHTIFY® CLASSIC A RGBW:

Product name	GTIN (EAN)	Content
LIGHTIFY STARTER KIT	4052899929715	1x LIGHTIFY GATEWAY HOME (EAN 4052899926172)
		1x LIGHTIFY CLASSIC A 60 RGBW E27 (EAN 4052899926097)

LIGHTIFY® Switch
Indoor wall switch and remote control with LIGHTIFY® technology, 4 buttons

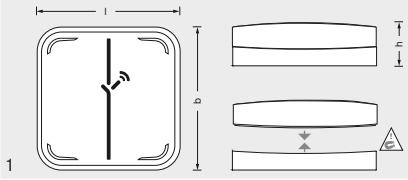



Product name	GTIN (EAN)	l [mm]	b [mm]	h [mm]	g			t [h]	m		No.
LIGHTIFY Switch	4052899948204	64.1	64.1	17.9	75	4	CR2450	> 3	30	60000	1

Product features
- Individually configurable wall switch and remote control for LIGHTIFY® lamps, luminaires and components
- Configuration of up to eight button functions
- Wireless through battery operation

Product benefits
- Facilitates control of LIGHTIFY® products even without the LIGHTIFY® app and the Internet
- A wall switch and remote control in one
- Individually configurable with the LIGHTIFY® App
- Simple, flexible installation via a magnetic, wireless wall plate

Areas of application
- General illumination
- Hospitality

Equipment / Accessories
- LIGHTIFY® App required (only for configuration)
- LIGHTIFY® Gateway required (only for configuration)

DISCLAIMER: LIGHTIFY® product and cloud service availability may vary depending on country and region. Please consult OSRAM for further product details and availability information.

LIGHTIFY® Plug

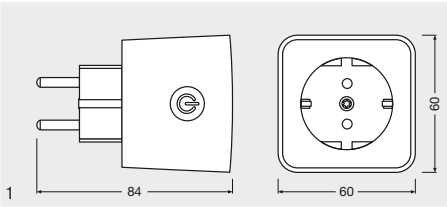



Product name	GTIN (EAN)	Max Load		I_{max}	protection class	IP	°C
LIGHTIFY Plug	4052899290877	3680	Ja	16A	I	IP20	Yes

Product name	l [mm]	b [mm]	h [mm]	V		No.
LIGHTIFY Plug	84	60	60	220…240	4	1

Product features

- Switchable power socket to connect non-ZigBee devices to the LIGHTIFY® system
- Control via LIGHTIFY® App (for Android and iOS) and LIGHTIFY® Switch
- High switching power: up to 3,680 W / 16 A

Product benefits

- Expansion of the LIGHTIFY® system
- Enables switching of conventional light sources and other electronic devices
- Just put LIGHIFY® Plug into a socket and connect luminaires or other devices

Equipment / Accessories

- LIGHTIFY® App required
- LIGHTIFY® Gateway required

Safety advice

Disconnect devices which generate heat from the mains, i.e. from the LIGHTIFY® Plug, after use in order to avoid them being accidentally switched on.

Very high capacitive and inductive loads may in some cases lead to destruction of the device or reduction in the number of switching cycles.

Do not use the LIGHTIFY® Plug in conjunction with medical equipment.

To be connected to a B16A automatic circuit breaker.

DISCLAIMER: LIGHTIFY® product and cloud service availability may vary depending on country and region. Please consult OSRAM for further product details and availability information.



LED lamps

PARATHOM® PAR16	2.02
PARATHOM® Advanced PAR16	2.03
PARATHOM® PRO PAR16	2.04
PARATHOM® MR16	2.05
PARATHOM® Advanced MR16	2.06
PARATHOM® PRO MR16	2.07
PARATHOM® LEDspot111	2.08
PARATHOM® PRO LEDspot111	2.09
PARATHOM® MR11 12 V	2.10
PARATHOM® Advanced MR11 12 V	2.11
PARATHOM® Advanced PAR20	2.12
PARATHOM® Advanced PAR30	2.13
PARATHOM® PAR38	2.14
PARATHOM® Advanced PAR38	2.15
PARATHOM® R50 63 80	2.16
PARATHOM® Advanced R50 63 80	2.17
PARATHOM® CLASSIC A	2.18
PARATHOM® Advanced CLASSIC A	2.19
PARATHOM® CLASSIC B	2.20
PARATHOM® Advanced CLASSIC B	2.21
PARATHOM® CLASSIC P	2.22
PARATHOM® Advanced CLASSIC P	2.23
PARATHOM® CLASSIC Globe	2.24
PARATHOM® Advanced CLASSIC Globe	2.25

PARATHOM® Retrofit CLASSIC A FILAMENT	2.26
PARATHOM® Advanced Retrofit CLASSIC A FILAMENT	2.27
PARATHOM® Retrofit CLASSIC B FILAMENT	2.28
PARATHOM® Advanced Retrofit CLASSIC B FILAMENT	2.29
PARATHOM® Retrofit CLASSIC BA FILAMENT	2.30
PARATHOM® Retrofit CLASSIC BW FILAMENT	2.31
PARATHOM® Retrofit CLASSIC P FILAMENT	2.32
PARATHOM® Advanced Retrofit CLASSIC P FILAMENT	2.33
PARATHOM® Retrofit Classic ST FILAMENT	2.34
PARATHOM® Retrofit Globe FILAMENT	2.35
PARATHOM® Retrofit CLASSIC A Full Glass	2.36
PARATHOM® Advanced Retrofit CLASSIC A Full Glass	2.37
PARATHOM® Retrofit CLASSIC B Full Glass	2.38
PARATHOM® Retrofit CLASSIC P Full Glass	2.39
PARATHOM® Advanced Retrofit CLASSIC P Full Glass	2.40
PARATHOM® Advanced GLOWdim CLASSIC A	2.41
PARATHOM® Advanced GLOWdim CLASSIC B	2.42
PARATHOM® Advanced GLOWdim CLASSIC P	2.43
PARATHOM® Advanced GLOWdim PAR16	2.44
PARATHOM® Advanced GLOWdim MR16	2.45
PARATHOM® Daylight Sensor	2.46
PARATHOM® SPECIAL T26	2.47
PARATHOM® PIN G4	2.48
PARATHOM® PIN G9	2.49
PARATHOM® LINE R7s	2.50
LEDinestra®	2.51
LEDinestra® Advanced	2.52
SubstiTUBE® T8 Value EM	2.53
SubstiTUBE® T8 VALUE HF	2.54
SubstiTUBE® T8 Advanced EM	2.55
SubstiTUBE® T8 Advanced HF	2.56
SubstiTUBE® T8 Advanced UO EM	2.57
SubstiTUBE® T8 Advanced Universal	2.58
SubstiTUBE® T5 Advanced HF/Advanced UO HF	2.59
SubstiTUBE® T8 Advanced Connected	2.60

PARATHOM® PAR16
LED reflector lamps with retrofit plug base

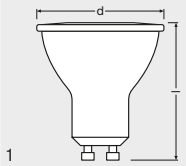

1



Product name	GTIN (EAN)		W	cd	lm	K	R_a	
PARATHOM PAR16 35 36° 2.6W/827 GU10	4052899958050	GU10	2.6	565	230	2700	80	NEW
PARATHOM PAR16 35 36° 2.6W/840 GU10	4052899958067	GU10	2.6	565	230	4000	80	NEW
PARATHOM PAR16 50 120° 4.3W/827 GU10	4052899958111	GU10	4.3	130	310	2700	80	NEW
PARATHOM PAR16 50 120° 4.3W/840 GU10	4052899958142	GU10	4.3	130	330	4000	80	NEW
PARATHOM PAR16 50 36° 4.3W/827 GU10	4052899958104	GU10	4.3	850	350	2700	80	NEW
PARATHOM PAR16 50 36° 4.3W/840 GU10	4052899958128	GU10	4.3	850	350	4000	80	NEW
PARATHOM PAR16 80 36° 6.9W/827 GU10	4052899958173	GU10	6.9	1164	575	2700	80	NEW
PARATHOM PAR16 80 36° 6.9W/840 GU10	4052899958180	GU10	6.9	1439	575	4000	80	NEW

Product name	l [mm]	d [mm]				No.
PARATHOM PAR16 35 36° 2.6W/827 GU10	55	51	No	A++	10	1
PARATHOM PAR16 35 36° 2.6W/840 GU10	55	51	No	A++	10	1
PARATHOM PAR16 50 120° 4.3W/827 GU10	55	51	No	A+	10	1
PARATHOM PAR16 50 120° 4.3W/840 GU10	55	51	No	A+	10	1
PARATHOM PAR16 50 36° 4.3W/827 GU10	55	51	No	A++	10	1
PARATHOM PAR16 50 36° 4.3W/840 GU10	55	51	No	A++	10	1
PARATHOM PAR16 80 36° 6.9W/827 GU10	55	51	No	A+	10	1
PARATHOM PAR16 80 36° 6.9W/840 GU10	55	51	No	A+	10	1

Product features
- LED alternative to conventional high-voltage lamps
- Mercury-free lamps

Product benefits
- Long lifespan of up to 15,000 h
- Low energy consumption
- Simple replacement for halogen lamps thanks to compact full-glass design and single-element lens
- Instant 100 % light, no warm-up time
- Ideal for economical spotlighting
- Made in Germany

Areas of application
- Shops
- Hospitality
- Museums, galleries and exhibition rooms
- Residential and luxury homes
- As a downlight for marking walkways, doors, stairs, etc.
- Spotlighting for accents
- Display cabinets and shop windows
- Spotlighting heat-sensitive objects such as food, plants, etc.
- Outdoor applications only in suitable luminaires

References / Links
For further products and the latest information concerning LED lamps, see www.osram.com/ledlamps

For guarantee, see www.osram.com/guarantee

PARATHOM® Advanced PAR16
Dimmable LED reflector lamps with retrofit plug base

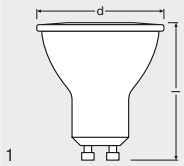



	Product name	GTIN (EAN)		W	cd	lm	K	R_a
NEW	PARATHOM ADV PAR16 35 36° 3.1W/827 GU10	4052899957909	GU10	3.1	565	230	2700	80
NEW	PARATHOM ADV PAR16 35 36° 3.1W/830 GU10	4052899957916	GU10	3.1	565	230	3000	80
NEW	PARATHOM ADV PAR16 35 36° 3.1W/840 GU10	4052899957923	GU10	3.1	565	230	4000	80
NEW	PARATHOM ADV PAR16 50 36° 4.6W/827 GU10	4052899957954	GU10	4.6	850	350	2700	80
NEW	PARATHOM ADV PAR16 50 36° 4.6W/830 GU10	4052899957961	GU10	4.6	850	350	3000	80
NEW	PARATHOM ADV PAR16 50 36° 4.6W/840 GU10	4052899957978	GU10	4.6	850	350	4000	80
NEW	PARATHOM ADV PAR16 80 36° 7.2W/827 GU10	4052899958005	GU10	7.2	1439	575	2700	80
NEW	PARATHOM ADV PAR16 80 36° 7.2W/830 GU10	4052899958012	GU10	7.2	1439	575	3000	80
NEW	PARATHOM ADV PAR16 80 36° 7.2W/840 GU10	4052899958029	GU10	7.2	1439	575	4000	80

Product name	l [mm]	d [mm]				No.
PARATHOM ADV PAR16 35 36° 3.1W/827 GU10	55	51	Yes [1]	A++	10	1
PARATHOM ADV PAR16 35 36° 3.1W/830 GU10	55	51	Yes [1]	A++	10	1
PARATHOM ADV PAR16 35 36° 3.1W/840 GU10	55	51	Yes [1]	A++	10	1
PARATHOM ADV PAR16 50 36° 4.6W/827 GU10	55	51	Yes [1]	A+	10	1
PARATHOM ADV PAR16 50 36° 4.6W/830 GU10	55	51	Yes [1]	A+	10	1
PARATHOM ADV PAR16 50 36° 4.6W/840 GU10	55	51	Yes [1]	A+	10	1
PARATHOM ADV PAR16 80 36° 7.2W/827 GU10	55	51	Yes [1]	A+	10	1
PARATHOM ADV PAR16 80 36° 7.2W/830 GU10	55	51	Yes [1]	A+	10	1
PARATHOM ADV PAR16 80 36° 7.2W/840 GU10	55	51	Yes [1]	A+	10	1

1) Dimmable with many commercially available dimmers, see also www.osram.com/dim

Product features
- LED alternative to conventional high-voltage lamps
- Good light quality; color rendering index R_a: ≥ 80
- High color stability (SDCM ≤ 5)
- Mercury-free lamps

Product benefits
- Very long lifespan of up to 25,000 h
- Low energy consumption
- Excellent dimmer compatibility (dimmable with many commercially available dimmers, see also www.osram.com/dim)
- High color stability thanks to narrow binning
- Simple replacement for halogen lamps thanks to compact full-glass design and single-element lens
- Ideal for economical spotlighting
- Made in Germany (up to and including 50 W)

Areas of application
- Shops
- Hospitality
- Museums, galleries and exhibition rooms
- Residential and luxury homes
- As a downlight for marking walkways, doors, stairs, etc.
- Spotlighting for accents
- Display cabinets and shop windows
- Spotlighting heat-sensitive objects such as food, plants, etc.
- Outdoor applications only in suitable luminaires

References / Links
For further products and the latest information concerning LED lamps, see www.osram.com/ledlamps

For guarantee, see www.osram.com/guarantee

PARATHOM® PRO PAR16
Dimmable LED reflector lamps with retrofit plug base

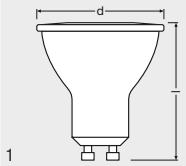

1



Product name	GTIN (EAN)		W	cd	lm	K	Ra	
PARATHOM PRO PAR16 35 36° 4.6W/927 GU10	4052899957831	GU10	4.6	565	230	2700	90	NEW
PARATHOM PRO PAR16 35 36° 4.6W/930 GU10	4052899957848	GU10	4.6	565	230	3000	90	NEW
PARATHOM PRO PAR16 50 36° 6.1W/927 GU10	4052899957855	GU10	6.1	850	350	2700	90	NEW
PARATHOM PRO PAR16 50 36° 6.1W/930 GU10	4052899957862	GU10	6.1	850	350	3000	90	NEW
PARATHOM PRO PAR16 50 36° 6.1W/940 GU10	4052899957879	GU10	6.1	850	350	4000	90	NEW

Product name	l [mm]	d [mm]				No.
PARATHOM PRO PAR16 35 36° 4.6W/927 GU10	55	51	Yes [1)]	A	10	1
PARATHOM PRO PAR16 35 36° 4.6W/930 GU10	55	51	Yes [1)]	A	10	1
PARATHOM PRO PAR16 50 36° 6.1W/927 GU10	55	51	Yes [1)]	A	10	1
PARATHOM PRO PAR16 50 36° 6.1W/930 GU10	55	51	Yes [1)]	A	10	1
PARATHOM PRO PAR16 50 36° 6.1W/940 GU10	55	51	Yes [1)]	A	10	1

1) Dimmable with many commercially available dimmers, see also www.osram.com/dim

Product features
- Professional LED alternative to conventional high-voltage lamps
- Excellent color rendering ($R_a \geq 90$)
- Very high color stability (SDCM ≤ 4)
- Mercury-free lamps

Product benefits
- Extremely long lifespan of up to 40,000 h
- Short pay-off time thanks to low energy consumption and low maintenance costs
- Excellent dimmer compatibility (dimmable with many commercially available dimmers, see also www.osram.com/dim)
- Premium light quality thanks to high color rendering index and narrow binning
- Simple replacement for halogen lamps thanks to compact full-glass design and single-element lens
- Made in Germany (up to 35 W)

Areas of application
- Shops
- Hospitality
- Museums, galleries and exhibition rooms
- Residential and luxury homes
- As a downlight for marking walkways, doors, stairs, etc.
- Spotlighting for accents
- Display cabinets and shop windows
- Spotlighting heat-sensitive objects such as food, plants, etc.
- Outdoor applications only in suitable luminaires

References / Links
For further products and the latest information concerning LED lamps, see www.osram.com/ledlamps

For guarantee, see www.osram.com/guarantee

PARATHOM® MR16
Low-voltage LED reflector lamps with retrofit plug base

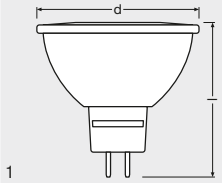

1



	Product name	GTIN (EAN)		W	cd	lm	K	Ra
NEW	PARATHOM MR16 20 36° 2.9W/827 GU5.3	4052899957749	GU5.3	2.9	600	230	2700	80
NEW	PARATHOM MR16 20 36° 2.9W/840 GU5.3	4052899957732	GU5.3	2.9	600	230	4000	80
NEW	PARATHOM MR16 35 36° 4.6W/827 GU5.3	4052899957770	GU5.3	4.6	950	350	2700	80
NEW	PARATHOM MR16 35 36° 4.6W/840 GU5.3	4052899957787	GU5.3	4.6	950	350	4000	80
NEW	PARATHOM MR16 50 36° 7.2W/827 GU5.3	4052899957817	GU5.3	7.2	1430	621	2700	80
NEW	PARATHOM MR16 50 36° 7.2W/840 GU5.3	4052899957824	GU5.3	7.2	1430	621	4000	80

Product name	V	l [mm]	d [mm]				No.
PARATHOM MR16 20 36° 2.9W/827 GU5.3	12	46	51	No	A++	10	1
PARATHOM MR16 20 36° 2.9W/840 GU5.3	12	46	51	No	A++	10	1
PARATHOM MR16 35 36° 4.6W/827 GU5.3	12	46	51	No	A+	10	1
PARATHOM MR16 35 36° 4.6W/840 GU5.3	12	46	51	No	A+	10	1
PARATHOM MR16 50 36° 7.2W/827 GU5.3	12	52.5	51	No	A+	10	1
PARATHOM MR16 50 36° 7.2W/840 GU5.3	12	52.5	51	No	A+	10	1

Product features
- LED alternative to conventional low-voltage lamps
- Compatible with many commercially available electronic control gears (see also compatibility list: www.osram.com/low-voltage-ledlamps)
- Mercury-free lamps

Product benefits
- Long lifespan of up to 15,000 h
- Low energy consumption
- Simple replacement for halogen lamps thanks to compact full-glass design and single-element lens
- Instant 100 % light, no warm-up time
- Ideal for economical spotlighting
- Made in Germany (up to and including 35 W)

Areas of application
- Shops
- Hospitality
- Museums, galleries and exhibition rooms
- Residential and luxury homes
- As a downlight for marking walkways, doors, stairs, etc.
- Spotlighting for accents
- Display cabinets and shop windows
- Spotlighting heat-sensitive objects such as food, plants, etc.
- Outdoor applications only in suitable luminaires

References / Links
For further products and the latest information concerning LED lamps, see www.osram.com/ledlamps

For guarantee, see www.osram.com/guarantee

PARATHOM® Advanced MR16
Dimmable low-voltage LED reflector lamps with retrofit plug base

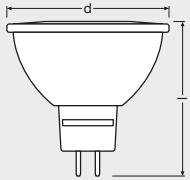

1



Product name	GTIN (EAN)		W	cd	lm	K	Ra	
PARATHOM ADV MR16 20 36° 3W/827 GU5.3	4052899957589	GU5.3	3	600	230	2700	80	NEW
PARATHOM ADV MR16 20 36° 3W/830 GU5.3	4052899957596	GU5.3	3	600	230	3000	80	NEW
PARATHOM ADV MR16 20 36° 3W/840 GU5.3	4052899957602	GU5.3	3	600	230	4000	80	NEW
PARATHOM ADV MR16 35 36° 5W/827 GU5.3	4052899957633	GU5.3	5	950	350	2700	80	NEW
PARATHOM ADV MR16 35 36° 5W/830 GU5.3	4052899957640	GU5.3	5	950	350	3000	80	NEW
PARATHOM ADV MR16 35 36° 5W/840 GU5.3	4052899957657	GU5.3	5	950	350	4000	80	NEW
PARATHOM ADV MR16 50 36° 7.8W/827 GU5.3	4052899957688	GU5.3	7.8	1430	621	2700	80	NEW
PARATHOM ADV MR16 50 36° 7.8W/830 GU5.3	4052899957695	GU5.3	7.8	1430	621	3000	80	NEW
PARATHOM ADV MR16 50 36° 7.8W/840 GU5.3	4052899957701	GU5.3	7.8	1430	621	4000	80	NEW

Product name	V	l [mm]	d [mm]				No.
PARATHOM ADV MR16 20 36° 3W/827 GU5.3	12	46	51	Yes [1]	A++	10	1
PARATHOM ADV MR16 20 36° 3W/830 GU5.3	12	46	51	Yes [1]	A++	10	1
PARATHOM ADV MR16 20 36° 3W/840 GU5.3	12	46	51	Yes [1]	A++	10	1
PARATHOM ADV MR16 35 36° 5W/827 GU5.3	12	46	51	Yes [1]	A+	10	1
PARATHOM ADV MR16 35 36° 5W/830 GU5.3	12	46	51	Yes [1]	A+	10	1
PARATHOM ADV MR16 35 36° 5W/840 GU5.3	12	46	51	Yes [1]	A+	10	1
PARATHOM ADV MR16 50 36° 7.8W/827 GU5.3	12	52.5	51	Yes [1]	A+	10	1
PARATHOM ADV MR16 50 36° 7.8W/830 GU5.3	12	52.5	51	Yes [1]	A+	10	1
PARATHOM ADV MR16 50 36° 7.8W/840 GU5.3	12	52.5	51	Yes [1]	A+	10	1

1) Dimmable with many commercially available dimmers, see also www.osram.com/dim

Product features
- LED alternative to conventional low-voltage lamps
- Compatible with many commercially available electronic control gears (see also compatibility list: www.osram.com/low-voltage-ledlamps)
- Good light quality; color rendering index R_a: ≥ 80
- High color stability (SDCM ≤ 5)
- Mercury-free lamps

Product benefits
- Very long lifespan of up to 25,000 h
- Low energy consumption
- Excellent dimmer compatibility (dimmable with many commercially available dimmers, see also www.osram.com/dim)
- High color stability thanks to narrow binning
- Simple replacement for halogen lamps thanks to compact full-glass design and single-element lens
- Ideal for economical spotlighting
- Made in Germany (up to and including 35 W)

Areas of application
- Shops
- Hospitality
- Museums, galleries and exhibition rooms
- Residential and luxury homes
- As a downlight for marking walkways, doors, stairs, etc.
- Spotlighting for accents
- Display cabinets and shop windows
- Spotlighting heat-sensitive objects such as food, plants, etc.
- Outdoor applications only in suitable luminaires

References / Links
For further products and the latest information concerning LED lamps, see www.osram.com/ledlamps

For guarantee, see www.osram.com/guarantee

PARATHOM® PRO MR16
Dimmable low-voltage LED reflector lamps with retrofit plug base

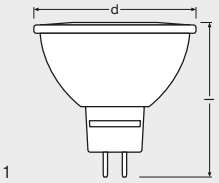

1



	Product name	GTIN (EAN)		W	cd	lm	K	R_a
NEW	PARATHOM PRO MR16 20 36° 5W/927 GU5.3	4052899957497	GU5.3	5	600	230	2700	90
NEW	PARATHOM PRO MR16 20 36° 5W/930 GU5.3	4052899957503	GU5.3	5	600	230	3000	90
NEW	PARATHOM PRO MR16 35 36° 6.1W/927 GU5.3	4052899957510	GU5.3	6.1	900	350	2700	90
NEW	PARATHOM PRO MR16 35 36° 6.1W/930 GU5.3	4052899957527	GU5.3	6.1	900	350	3000	90
NEW	PARATHOM PRO MR16 43 36° 7.8W/927 GU5.3	4052899957534	GU5.3	7.8	1150	500	2700	90
NEW	PARATHOM PRO MR16 43 36° 7.8W/930 GU5.3	4052899957541	GU5.3	7.8	1150	500	3000	90
NEW	PARATHOM PRO MR16 43 36° 7.8W/940 GU5.3	4052899957558	GU5.3	7.8	1150	500	4000	90

Product name	V	l [mm]	d [mm]				No.
PARATHOM PRO MR16 20 36° 5W/927 GU5.3	12	46	51	Yes [1]	A	10	1
PARATHOM PRO MR16 20 36° 5W/930 GU5.3	12	46	51	Yes [1]	A	10	1
PARATHOM PRO MR16 35 36° 6.1W/927 GU5.3	12	46	51	Yes [1]	A	10	1
PARATHOM PRO MR16 35 36° 6.1W/930 GU5.3	12	46	51	Yes [1]	A	10	1
PARATHOM PRO MR16 43 36° 7.8W/927 GU5.3	12	46	51	Yes [1]	A	10	1
PARATHOM PRO MR16 43 36° 7.8W/930 GU5.3	12	46	51	Yes [1]	A	10	1
PARATHOM PRO MR16 43 36° 7.8W/940 GU5.3	12	46	51	Yes [1]	A	10	1

1) Dimmable with many commercially available dimmers, see also www.osram.com/dim

Product features
- Professional LED alternative to conventional low-voltage lamps
- Compatible with many commercially available electronic control gears (see also compatibility list: www.osram.com/low-voltage-ledlamps)
- Excellent color rendering ($R_a \geq 90$)
- Very high color stability (SDCM ≤ 4)
- Mercury-free lamps

Product benefits
- Extremely long lifespan of up to 40,000 h
- Short pay-off time thanks to low energy consumption and low maintenance costs
- Excellent dimmer compatibility (dimmable with many commercially available dimmers, see also www.osram.com/dim)
- Premium light quality thanks to high color rendering index and narrow binning
- Simple replacement for halogen lamps thanks to compact full-glass design and single-element lens
- Made in Germany (up to 20 W)

Areas of application
- Shops
- Hospitality
- Museums, galleries and exhibition rooms
- Residential and luxury homes
- As a downlight for marking walkways, doors, stairs, etc.
- Spotlighting for accents
- Display cabinets and shop windows
- Spotlighting heat-sensitive objects such as food, plants, etc.
- Outdoor applications only in suitable luminaires

References / Links
For further products and the latest information concerning LED lamps, see www.osram.com/ledlamps

For guarantee, see www.osram.com/guarantee

PARATHOM® LEDspot111
Low-voltage LED reflector lamps with retrofit plug base

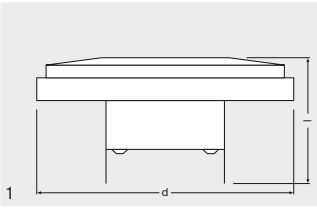



Product name	GTIN (EAN)		W	cd	lm	K	R_a
PARATHOM AR111 50 24° 7.2W/830 G53	4052899938465	G53	7.2	2400	550	3000	80
PARATHOM AR111 50 40° 7.2W/830 G53	4052899938472	G53	7.2	1300	550	3000	80
PARATHOM AR111 75 24° 10.5W/830 G53	4052899938489	G53	10.5	3500	800	3000	80
PARATHOM AR111 75 40° 10.5W/830 G53	4052899938496	G53	10.5	1800	800	3000	80

Product name	l [mm]	d [mm]				No.
PARATHOM AR111 50 24° 7.2W/830 G53	57	111	No	A+	6	1
PARATHOM AR111 50 40° 7.2W/830 G53	57	111	No	A+	6	1
PARATHOM AR111 75 24° 10.5W/830 G53	57	111	No	A+	6	1
PARATHOM AR111 75 40° 10.5W/830 G53	57	111	No	A+	6	1

Product features
- Professional LED alternative to AR111 halogen lamps
- Compatible with many commercially available electronic control gears
- High color stability (SDCM ≤ 6)
- Mercury-free lamps

Product benefits
- Very long lifespan of up to 30,000 h
- Low energy consumption
- High color stability thanks to narrow binning
- Simple replacement for halogen lamps thanks to G5.3 base and dimensions similar to halogen lamps
- Instant 100 % light, no warm-up time

Areas of application
- Shops and shop windows
- Hotels and hospitality
- Museums
- Spotlighting for accents
- Outdoor applications only in suitable luminaires

References / Links
For further products and the latest information concerning LED lamps, see www.osram.com/ledlamps

For guarantee, see www.osram.com/guarantee

PARATHOM® PRO LEDspot111
Dimmable low-voltage LED reflector lamps with retrofit plug base

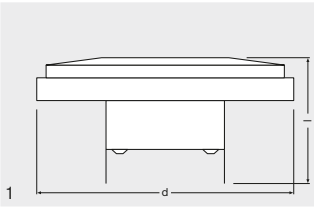



	Product name	GTIN (EAN)		W	cd	lm	K	R_a
NEW	PARATHOM PRO AR111 50 24° 11W/927 G53	4052899960862	G53	11	3200	600	2700	90
NEW	PARATHOM PRO AR111 50 40° 11W/927 G53	4052899960893	G53	11	1400	600	2700	90
NEW	PARATHOM PRO AR111 50 24° 11W/930 G53	4052899960879	G53	11	3200	600	3000	90
NEW	PARATHOM PRO AR111 50 40° 11W/930 G53	4052899960886	G53	11	1400	600	3000	90
NEW	PARATHOM PRO AR111 75 24° 15W/927 G53	4052899960923	G53	15	4800	800	2700	90
NEW	PARATHOM PRO AR111 75 40° 15W/927 G53	4052899960930	G53	15	2400	800	2700	90
NEW	PARATHOM PRO AR111 75 24° 15W/930 G53	4052899970656	G53	15	4800	800	3000	90
NEW	PARATHOM PRO AR111 75 40° 15W/930 G53	4052899960916	G53	15	2200	800	3000	90
NEW	PARATHOM PRO AR111 75 24° 15W/940 G53	4052899960947	G53	15	4000	800	4000	90

Product name	l [mm]	d [mm]				No.
PARATHOM PRO AR111 50 24° 11W/927 G53	60	111	Yes [1]	A	6	1
PARATHOM PRO AR111 50 40° 11W/927 G53	60	111	Yes [1]	A	6	1
PARATHOM PRO AR111 50 24° 11W/930 G53	60	111	Yes [1]	A	6	1
PARATHOM PRO AR111 50 40° 11W/930 G53	60	111	Yes [1]	A	6	1
PARATHOM PRO AR111 75 24° 15W/927 G53	60	111	Yes [1]	A	6	1
PARATHOM PRO AR111 75 40° 15W/927 G53	60	111	Yes [1]	A	6	1
PARATHOM PRO AR111 75 24° 15W/930 G53	60	111	Yes [1]	A	6	1
PARATHOM PRO AR111 75 40° 15W/930 G53	60	111	Yes [1]	A	6	1
PARATHOM PRO AR111 75 24° 15W/940 G53	60	111	Yes [1]	A	6	1

1) Dimmable with many commercially available dimmers, see also www.osram.com/dim

Product features
- Professional LED alternative to AR111 halogen lamps
- Compatible with many commercially available electronic control gears (see also compatibility list: www.osram.com/low-voltage-ledlamps)
- Excellent color rendering ($R_a \geq 90$)
- Very high color stability (SDCM ≤ 4)
- Single-element lens
- Mercury-free lamps

Product benefits
- Extremely long lifespan of up to 40,000 h
- Short pay-off time thanks to low energy consumption and low maintenance costs
- Excellent dimmer compatibility (dimmable with many commercially available dimmers, see also www.osram.com/dim)
- Premium light quality thanks to high color rendering index and narrow binning
- Simple replacement for halogen lamps thanks to compact design and improved single-element lens

Areas of application
- Shops and shop windows
- Hotels and hospitality
- Museums, galleries and exhibition rooms
- Residential and luxury homes
- Directional light sources
- Outdoor applications only in suitable luminaires

References / Links
For further products and the latest information concerning LED lamps, see www.osram.com/ledlamps

For guarantee, see www.osram.com/guarantee

PARATHOM® MR11 12 V
Low-voltage LED reflector lamps with retrofit plug base

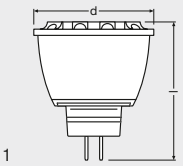

1



Product name	GTIN (EAN)		W	cd	lm	K	R_a
PARATHOM MR11 20 36° 2.3W/827 GU4	4052899954977	GU4	2.3	400	184	2700	80

Product name	V	l [mm]	d [mm]				No.
PARATHOM MR11 20 36° 2.3W/827 GU4	12	39	35	No	A++	10	1

Product features
- LED alternative to MR11 halogen lamps
- Compatible with many commercially available electronic control gears (see also compatibility list: www.osram.com/low-voltage-ledlamps)
- Mercury-free lamps

Product benefits
- Long lifespan of up to 15,000 h
- Low energy consumption
- Simple replacement for halogen lamps thanks to compact design and GU4 base

Areas of application
- Shops and display cabinets
- Museums, galleries and exhibition rooms
- Residential
- As a downlight for marking walkways, doors, stairs, etc.
- Outdoor applications only in suitable luminaires

References / Links
For further products and the latest information concerning LED lamps, see www.osram.com/ledlamps

For guarantee, see www.osram.com/guarantee

PARATHOM® Advanced MR11 12 V
Dimmable low-voltage LED reflector lamps with retrofit plug base

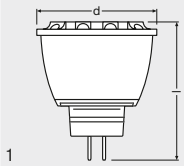

1



Product name	GTIN (EAN)		W	cd	lm	K	R_a
PARATHOM ADV MR11 20 36° 3.1W/827 GU4	4052899938687	GU4	3.1	500	184	2700	80

Product name	V	l [mm]	d [mm]				No.
PARATHOM ADV MR11 20 36° 3.1W/827 GU4	12	39	35	Yes [1]	A+	10	1

1) Dimmable with many commercially available dimmers, see also www.osram.com/dim

Product features
- Professional LED alternative to MR11 halogen lamps
- Compatible with many commercially available electronic control gears (see also compatibility list: www.osram.com/low-voltage-ledlamps)
- Good color rendering ($R_a \geq 80$)
- Mercury-free lamps

Product benefits
- Very long lifespan of up to 25,000 h
- Low energy consumption
- Excellent dimmer compatibility (dimmable with many commercially available dimmers, see also www.osram.com/dim)
- Simple replacement for halogen lamps thanks to compact design and GU4 base
- Instant 100 % light, no warm-up time

Areas of application
- Shops and display cabinets
- Museums, galleries and exhibition rooms
- Hospitality
- Residential
- As a downlight for marking walkways, doors, stairs, etc.
- Outdoor applications only in suitable luminaires

References / Links
For further products and the latest information concerning LED lamps, see www.osram.com/ledlamps

For guarantee, see www.osram.com/guarantee

PARATHOM® Advanced PAR20
Dimmable LED reflector lamps with retrofit screw base

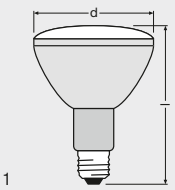

1



Product name	GTIN (EAN)		W	cd	lm	K	Ra	
PARATHOM ADV PAR20 50 36° 4.2W/827 E27	4052899954939	E27	4.2	750	350	2700	80	
PARATHOM ADV PAR20 50 15° 4.2W/827 E27	4052899955004	E27	4.2	1200	350	2700	80	NEW

Product name	V	l [mm]	d [mm]				No.
PARATHOM ADV PAR20 50 36° 4.2W/827 E27	220-240	87	65	Yes [1]	A+	10	1
PARATHOM ADV PAR20 50 15° 4.2W/827 E27	220-240	105	65	Yes [1]	A+	10	1

1) Dimmable with many commercially available dimmers, see also www.osram.com/dim

Product features
- Professional LED alternative to PAR20 halogen lamps
- Good color rendering ($R_a \geq 80$)
- Mercury-free lamps

Product benefits
- Very long lifespan of up to 25,000 h
- Low energy consumption
- Excellent dimmer compatibility (dimmable with many commercially available dimmers, see also www.osram.com/dim)
- Simple replacement for halogen lamps thanks to compact design
- Instant 100 % light, no warm-up time

Areas of application
- Shops and display cabinets
- Museums, galleries and exhibition rooms
- Hospitality
- Residential
- As a downlight for marking walkways, doors, stairs, etc.
- Outdoor applications only in suitable luminaires

References / Links
For further products and the latest information concerning LED lamps, see www.osram.com/ledlamps

For guarantee, see www.osram.com/guarantee

PARATHOM® Advanced PAR30
Dimmable LED reflector lamps with retrofit screw base

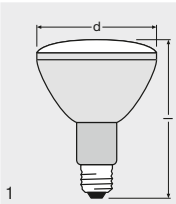

1



Product name	GTIN (EAN)		W	cd	lm	K	R_a
PARATHOM ADV PAR30 75 36° 6.7W/827 E27	4052899954892	E27	6.7	1500	650	2700	80

Product name	V	[mm]	d [mm]				No.
PARATHOM ADV PAR30 75 36° 6.7W/827 E27	220-240	140	96	Yes [1]	A+	15	1

1) Dimmable with many commercially available dimmers, see also www.osram.com/dim

Product features
- Professional LED alternative to PAR30 halogen lamps
- Good color rendering ($R_a \geq 80$)
- Mercury-free lamps

Product benefits
- Very long lifespan of up to 25,000 h
- Low energy consumption
- Excellent dimmer compatibility (dimmable with many commercially available dimmers, see also www.osram.com/dim)
- Simple replacement for halogen lamps thanks to compact design
- Instant 100 % light, no warm-up time

Areas of application
- Shops and display cabinets
- Museums, galleries and exhibition rooms
- Hospitality
- Residential
- As a downlight for marking walkways, doors, stairs, etc.
- Outdoor applications only in suitable luminaires

References / Links
For further products and the latest information concerning LED lamps, see www.osram.com/ledlamps

For guarantee, see www.osram.com/guarantee

PARATHOM® PAR38
LED reflector lamps with retrofit screw base

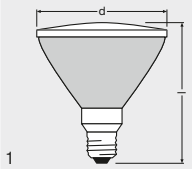

1



Product name	GTIN (EAN)		W	cd	lm	K	R_a	
PARATHOM PAR38 100 15° 9.7W/827 E27	4052899955080	E27	9.7	3600	900	2700	80	NEW
PARATHOM PAR38 100 30° 9.7W/827 E27	4052899955028	E27	9.7	1800	900	2700	80	NEW

Product name	V	l [mm]	d [mm]				No.
PARATHOM PAR38 100 15° 9.7W/827 E27	220-240	140	124	No	A+	12	1
PARATHOM PAR38 100 30° 9.7W/827 E27	220-240	140	124	No	A+	12	1

Product features
- Professional LED alternative to PAR38 halogen lamps
- Mercury-free lamps

Product benefits
- Very long lifespan of up to 25,000 h
- Low energy consumption
- Simple replacement for halogen lamps thanks to compact design
- Instant 100 % light, no warm-up time

Areas of application
- Shops and display cabinets
- Museums, galleries and exhibition rooms
- Hospitality
- Residential
- As a downlight for marking walkways, doors, stairs, etc.
- Decorative public outdoor lighting
- Outdoor applications only in suitable luminaires

References / Links
For further products and the latest information concerning LED lamps, see www.osram.com/ledlamps

For guarantee, see www.osram.com/guarantee

PARATHOM® Advanced PAR38
Dimmable LED reflector lamps with retrofit screw base

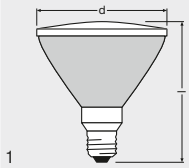

1



Product name	GTIN (EAN)		W	cd	lm	K	Ra
PARATHOM ADV PAR38 100 30° 14W/827 E27	4052899954908	E27	14	1800	900	2700	80

Product name	V	[mm]	d [mm]				No.
PARATHOM ADV PAR38 100 30° 14W/827 E27	220-240	132	122	Yes [1]	A	12	1

1) Dimmable with many commercially available dimmers, see also www.osram.com/dim

Product features
- Professional LED alternative to PAR38 halogen lamps
- Type of protection: IP65
- Mercury-free lamps

Product benefits
- Very long lifespan of up to 25,000 h
- Low energy consumption
- Excellent dimmer compatibility (dimmable with many commercially available dimmers, see also www.osram.com/dim)
- Easy relamping thanks to compact design
- Instant 100 % light, no warm-up time

Areas of application
- Decorative public outdoor lighting
- Shops and display cabinets
- Museums, galleries and exhibition rooms
- Hospitality
- Residential
- As a downlight for marking walkways, doors, stairs, etc.

References / Links
For further products and the latest information concerning LED lamps, see www.osram.com/ledlamps

For guarantee, see www.osram.com/guarantee

Safety advice:
Use in outdoor applications is only possible with a functioning/new sealing ring (as per data sheet) in the lampholder.

PARATHOM® R50 63 80
LED reflector lamps with retrofit screw base

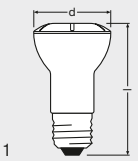

1



Product name	GTIN (EAN)		W	cd	lm	K	Ra	
PARATHOM R50 40 36° 3W/827 E14	4052899963214	E14	3	460	230	2700	80	
PARATHOM R50 40 36° 3W/827 E27	4052899954991	E27	3	460	230	2700	80	NEW
PARATHOM R63 60 36° 5W/827 E27	4052899963597	E27	5	850	350	2700	80	NEW
PARATHOM R80 60 36° 5W/827 E27	4052899963610	E27	5	850	350	2700	80	NEW

Product name	V	l [mm]	d [mm]				No.
PARATHOM R50 40 36° 3W/827 E14	220-240	85	49	No	A++	10	
PARATHOM R50 40 36° 3W/827 E27	220-240	85	49	No	A++	10	1
PARATHOM R63 60 36° 5W/827 E27	220-240	95	64	No	A+	10	1
PARATHOM R80 60 36° 5W/827 E27	220-240	110	80	No	A+	10	1

Product features
- Professional LED alternative to halogen lamps
- Mercury-free lamps

Product benefits
- Long lifespan of up to 15,000 h
- Low energy consumption
- Simple replacement for halogen lamps thanks to compact design
- Instant 100 % light, no warm-up time

Areas of application
- Shops and display cabinets
- Museums, galleries and exhibition rooms
- Hospitality
- Residential
- As a downlight for marking walkways, doors, stairs, etc.
- Outdoor applications only in suitable luminaires

References / Links
For further products and the latest information concerning LED lamps, see www.osram.com/ledlamps

For guarantee, see www.osram.com/guarantee

PARATHOM® Advanced R50 63 80
LED reflector lamps with retrofit screw base

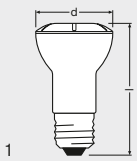

1



Product name	GTIN (EAN)		W	cd	lm	K	Ra
PARATHOM ADV R50 40 36° 3W/827 E14	4052899954953	E14	3	460	230	2700	80
NEW PARATHOM ADV R63 60 36° 5W/827 E27	4052899956902	E27	5	765	350	2700	80
NEW PARATHOM ADV R80 60 36° 5W/827 E27	4052899955042	E27	5	1550	350	2700	80

Product name	V	l [mm]	d [mm]				No.
PARATHOM ADV R50 40 36° 3W/827 E14	220-240	85	49	Yes [1]	A+	10	
PARATHOM ADV R63 60 36° 5W/827 E27	220-240	95	64	Yes [1]	A+	10	1
PARATHOM ADV R80 60 36° 5W/827 E27	220-240	110	80	Yes [1]	A+	10	1

1) Dimmable with many commercially available dimmers, see also www.osram.com/dim

Product features
- Professional LED alternative to halogen lamps
- Good color rendering ($R_a \geq 80$)
- Mercury-free lamps

Product benefits
- Long lifespan of up to 15,000 h
- Excellent dimmer compatibility (dimmable with many commercially available dimmers, see also www.osram.com/dim)
- Low energy consumption
- Simple replacement for halogen lamps thanks to compact design
- Instant 100 % light, no warm-up time

Areas of application
- Shops and display cabinets
- Museums, galleries and exhibition rooms
- Hospitality
- Residential
- As a downlight for marking walkways, doors, stairs, etc.
- Outdoor applications only in suitable luminaires

References / Links
For further products and the latest information concerning LED lamps, see www.osram.com/ledlamps

For guarantee, see www.osram.com/guarantee

PARATHOM® CLASSIC A
LED lamps, classic bulb shape

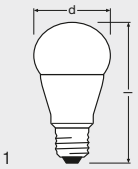

1



Product name	GTIN (EAN)		W	lm	K	Ra
PARATHOM CL A 40 5W/827 E27 FR	4052899924574	E27	5	470	2700	80
PARATHOM CL A 40 5W/827 E27 CL	4052899368965	E27	5	470	2700	80
PARATHOM CL A 40 5W/840 E27 FR	4052899369009	E27	5	470	4000	80
PARATHOM CL A 60 8W/827 E27 FR	4052899369757	E27	8	806	2700	80
PARATHOM CL A 60 8W/840 E27 FR	4052899369818	E27	8	806	4000	80
PARATHOM CL A 60 8W/827 E27 CL	4052899369856	E27	8	806	2700	80
PARATHOM CL A 75 9W/827 E27 FR	4052899369597	E27	9	1055	2700	80
PARATHOM CL A 75 9W/840 E27 FR	4052899369634	E27	9	1055	4000	80
PARATHOM CL A 150 20.3W/827 E27 FR	4052899959125	E27	20.3	2452	2700	80

NEW

Product name	l [mm]	d [mm]				No.
PARATHOM CL A 40 5W/827 E27 FR	110	60	No	A+	10	1
PARATHOM CL A 40 5W/827 E27 CL	110	60	No	A+	10	1
PARATHOM CL A 40 5W/840 E27 FR	110	60	No	A+	10	1
PARATHOM CL A 60 8W/827 E27 FR	110	60	No	A+	10	1
PARATHOM CL A 60 8W/840 E27 FR	110	60	No	A+	10	1
PARATHOM CL A 60 8W/827 E27 CL	110	60	No	A+	10	1
PARATHOM CL A 75 9W/827 E27 FR	110	60	No	A+	10	1
PARATHOM CL A 75 9W/840 E27 FR	110	60	No	A+	10	1
PARATHOM CL A 150 20.3W/827 E27 FR	143	66	No	A+	10	1

Product features
- LED alternative to conventional lamps
- Mercury-free lamps

Product benefits
- Long lifespan of up to 15,000 h
- Low energy consumption
- Simple replacement for classic lamps thanks to compact design
- Instant 100 % light, no warm-up time
- Made in Germany (up to and including 75 W)

Areas of application
- Domestic applications
- General illumination
- Outdoor applications only in suitable luminaires

References / Links
For further products and the latest information concerning LED lamps, see www.osram.com/ledlamps

For guarantee, see www.osram.com/guarantee

PARATHOM® Advanced CLASSIC A
Dimmable LED lamps, classic bulb shape

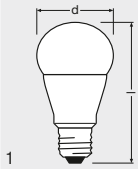

1



Product name	GTIN (EAN)		W	lm	K	Ra
PARATHOM ADV CL A 40 6W/827 E27 FR	4052899369047	E27	6	470	2700	80
PARATHOM ADV CL A 40 6W/827 E27 CL	4052899369085	E27	6	470	2700	80
PARATHOM ADV CL A 60 9W/827 E27 FR	4052899369870	E27	9	806	2700	80
PARATHOM ADV CL A 60 9W/827 E27 CL	4052899369900	E27	9	806	2700	80
PARATHOM ADV CL A 60 9W/840 E27 FR	4052899369931	E27	9	806	4000	80
PARATHOM ADV CL A 75 10W/827 E27 FR	4052899369535	E27	10	1055	2700	80
PARATHOM ADV CL A 100 14.4W/827 E27 FR	4052899960909	E27	14.4	1521	2700	80
NEW PARATHOM ADV CL A 150 21W/827 E27 FR	4052899959217	E27	21	2452	2700	80

Product name	l [mm]	d [mm]				No.
PARATHOM ADV CL A 40 6W/827 E27 FR	110	60	Yes 1)	A+	10	1
PARATHOM ADV CL A 40 6W/827 E27 CL	110	60	Yes 1)	A+	10	1
PARATHOM ADV CL A 60 9W/827 E27 FR	110	60	Yes 1)	A+	10	1
PARATHOM ADV CL A 60 9W/827 E27 CL	110	60	Yes 1)	A+	10	1
PARATHOM ADV CL A 60 9W/840 E27 FR	110	60	Yes 1)	A+	10	1
PARATHOM ADV CL A 75 10W/827 E27 FR	110	60	Yes 1)	A+	10	1
PARATHOM ADV CL A 100 14.4W/827 E27 FR	120	60	Yes 1)	A+	10	1
PARATHOM ADV CL A 150 21W/827 E27 FR	143	66	Yes 1)	A+	10	1

1) Dimmable with many commercially available dimmers, see also www.osram.com/dim

Product features
- LED alternative to conventional lamps
- Good light quality; color rendering index R_a: ≥ 80; constant color locus
- High color stability (SDCM ≤ 6)
- Mercury-free lamps

Product benefits
- Very long lifespan of up to 25,000 h
- Low energy consumption
- Excellent dimmer compatibility (dimmable with many commercially available dimmers, see also www.osram.com/dim)
- High color stability thanks to narrow binning
- Simple replacement for classic lamps thanks to compact design
- Instant 100 % light, no warm-up time

Areas of application
- Domestic applications
- General illumination
- Outdoor applications only in suitable luminaires

References / Links
For further products and the latest information concerning LED lamps, see www.osram.com/ledlamps

For guarantee, see www.osram.com/guarantee

PARATHOM® CLASSIC B
LED lamps, classic mini-candle shape

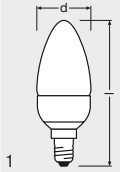

1



Product name	GTIN (EAN)		W	lm	K	Ra	
PARATHOM CL B 25 3.3W/827 E14 CL	4052899962002	E14	3.3	250	2700	80	
PARATHOM CL B 40 5.7W/827 E14 FR	4052899961951	E14	5.7	470	2700	80	NEW
PARATHOM CL B 40 5.7W/827 E14 CL	4052899961975	E14	5.7	470	2700	80	NEW

Product name	l [mm]	d [mm]				No.
PARATHOM CL B 25 3.3W/827 E14 CL	106	35	No	A+	10	1
PARATHOM CL B 40 5.7W/827 E14 FR	106	35	No	A+	10	1
PARATHOM CL B 40 5.7W/827 E14 CL	106	35	No	A+	10	1

Product features
- LED alternative to conventional lamps
- Mercury-free lamps

Product benefits
- Long lifespan of up to 15,000 h
- Low energy consumption
- Simple replacement for classic lamps thanks to compact design
- Instant 100 % light, no warm-up time

Areas of application
- Domestic applications
- General illumination
- Chandeliers
- Outdoor applications only in suitable luminaires

References / Links
For further products and the latest information concerning LED lamps, see www.osram.com/ledlamps

For guarantee, see www.osram.com/guarantee

PARATHOM® Advanced CLASSIC B
Dimmable LED lamps, classic mini-candle shape

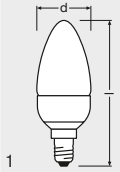

1



Product name	GTIN (EAN)		W	lm	K	R_a
PARATHOM ADV CL B 40 6W/827 E14 FR	4052899961784	E14	6	470	2700	80
PARATHOM ADV CL B 40 6W/827 E14 CL	4052899961982	E14	6	470	2700	80

Product name	l [mm]	d [mm]				No.
PARATHOM ADV CL B 40 6W/827 E14 FR	106	35	Yes [1]	A+	10	1
PARATHOM ADV CL B 40 6W/827 E14 CL	106	35	Yes [1]	A+	10	1

1) Dimmable with many commercially available dimmers, see also www.osram.com/dim

Product features
- LED alternative to conventional lamps
- Good light quality; color rendering index R_a: ≥ 80; constant color locus
- High color stability (SDCM ≤ 6)
- Mercury-free lamps

Product benefits
- Very long lifespan of up to 25,000 h
- Low energy consumption
- Excellent dimmer compatibility (dimmable with many commercially available dimmers, see also www.osram.com/dim)
- High color stability thanks to narrow binning
- Simple replacement for classic lamps thanks to compact design

Areas of application
- Domestic applications
- General illumination
- Chandeliers
- Outdoor applications only in suitable luminaires

References / Links
For further products and the latest information concerning LED lamps, see www.osram.com/ledlamps

For guarantee, see www.osram.com/guarantee

PARATHOM® CLASSIC P
LED lamps, classic mini-ball shape

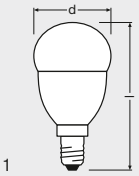

1



Product name	GTIN (EAN)		W	lm	K	Ra
PARATHOM CL P 25 3.3W/827 E14 CL	4052899962026	E14	3.3	250	2700	80
PARATHOM CL P 40 5.7W/827 E14 FR	4052899961968	E14	5.7	470	2700	80

Product name	l [mm]	d [mm]				No.
PARATHOM CL P 25 3.3W/827 E14 CL	88	45	No	A+	10	1
PARATHOM CL P 40 5.7W/827 E14 FR	88	45	No	A+	10	1

Product features
- LED alternative to conventional lamps
- Mercury-free lamps

Product benefits
- Long lifespan of up to 15,000 h
- Low energy consumption
- Simple replacement for classic lamps thanks to compact design
- Instant 100 % light, no warm-up time

Areas of application
- Domestic applications
- General illumination
- Atmospheric accent lighting in living rooms and party basements
- Outdoor applications only in suitable luminaires

References / Links
For further products and the latest information concerning LED lamps, see www.osram.com/ledlamps

For guarantee, see www.osram.com/guarantee

PARATHOM® Advanced CLASSIC P
Dimmable LED lamps, classic mini-ball shape

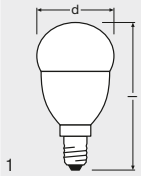

1



Product name	GTIN (EAN)		W	lm	K	Ra
PARATHOM ADV CL P 25 3.2W/827 E14 FR	4052899961753	E14	3.2	250	2700	80
PARATHOM ADV CL P 25 3.2W/827 E27 FR	4052899961760	E27	3.2	250	2700	80
PARATHOM ADV CL P 40 6W/827 E14 FR	4052899961999	E14	6	470	2700	80
PARATHOM ADV CL P 40 6W/827 E27 FR	4052899962019	E27	6	470	2700	80
PARATHOM ADV CL P 40 6W/827 E14 CL	4052899962040	E14	6	470	2700	80

Product name	l [mm]	d [mm]				No.
PARATHOM ADV CL P 25 3.2W/827 E14 FR	90	45	Yes 1)	A+	10	1
PARATHOM ADV CL P 25 3.2W/827 E27 FR	90	45	Yes 1)	A+	10	1
PARATHOM ADV CL P 40 6W/827 E14 FR	90	45	Yes 1)	A+	10	1
PARATHOM ADV CL P 40 6W/827 E27 FR	90	45	Yes 1)	A+	10	1
PARATHOM ADV CL P 40 6W/827 E14 CL	90	45	Yes 1)	A+	10	1

1) Dimmable with many commercially available dimmers, see also www.osram.com/dim

Product features
- LED alternative to conventional lamps
- Good light quality; color rendering index R_a: ≥ 80; constant color locus
- High color stability (SDCM ≤ 6)
- Mercury-free lamps

Product benefits
- Very long lifespan of up to 25,000 h
- Low energy consumption
- Excellent dimmer compatibility (dimmable with many commercially available dimmers, see also www.osram.com/dim)
- High color stability thanks to narrow binning
- Simple replacement for classic lamps thanks to compact design

Areas of application
- Domestic applications
- General illumination
- Outdoor applications only in suitable luminaires

References / Links
For further products and the latest information concerning LED lamps, see www.osram.com/ledlamps

For guarantee, see www.osram.com/guarantee

PARATHOM® CLASSIC Globe
LED lamps, classic globe shape

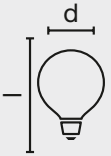

1



Product name	GTIN (EAN)		W	lm	K	Ra	
PARATHOM GLOBE 75 12W/827 E27 FR	4052899961227	E27	12	1055	2700	80	NEW
PARATHOM GLOBE 100 15.5W/827 E27 FR	4052899961142	E27	15.5	1521	2700	80	NEW

Product name	l [mm]	d [mm]				No.
PARATHOM GLOBE 75 12W/827 E27 FR	128	95	No	A+	6	1
PARATHOM GLOBE 100 15.5W/827 E27 FR	128	95	No	A+	6	1

Product features
- LED alternative to conventional lamps
- Mercury-free lamps

Product benefits
- Long lifespan of up to 15,000 h
- Low energy consumption
- Attractive lamp appearance
- Nice all-around light distribution

Areas of application
- Ideal for decorative and free-burning applications
- Hospitality
- Outdoor applications only in suitable luminaires

References / Links
For further products and the latest information concerning LED lamps, see www.osram.com/ledlamps

For guarantee, see www.osram.com/guarantee

PARATHOM® Advanced CLASSIC Globe
Dimmable LED lamps, classic globe shape

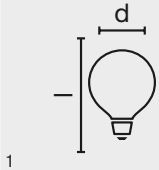

1



Product name	GTIN (EAN)		W	lm	K	Ra
NEW PARATHOM ADV GLOBE 75 12W/827 E27 FR	4052899961166	E27	12	1055	2700	80

Product name	l [mm]	d [mm]				No.
PARATHOM ADV GLOBE 75 12W/827 E27 FR	128	95	Yes [1]	A+	6	1

1) Dimmable with many commercially available dimmers, see also www.osram.com/dim

Product features
- LED alternative to conventional lamps
- Good light quality; color rendering index R_a: ≥ 80; constant color locus
- Mercury-free lamps

Product benefits
- Very long lifespan of up to 25,000 h
- Very low energy consumption
- Excellent dimmer compatibility (dimmable with many commercially available dimmers, see also www.osram.com/dim)
- Attractive lamp appearance
- Nice all-around light distribution

Areas of application
- Ideal for decorative and free-burning applications
- Hospitality
- Outdoor applications only in suitable luminaires

References / Links
For further products and the latest information concerning LED lamps, see www.osram.com/ledlamps

For guarantee, see www.osram.com/guarantee

PARATHOM® Retrofit CLASSIC A FILAMENT
LED lamps with LED technology in spiral-wound filament design



1



Product name	GTIN (EAN)		W	lm	K	Ra
PARATHOM RETROFIT CL A 40 4W/827 E27 FIL	4052899961722	E27	4	470	2700	80
PARATHOM RETROFIT CL A 60 6W/827 E27 FIL	4052899961654	E27	6	806	2700	80
PARATHOM RETROFIT CL A 75 8W/827 E27 FIL	4052899961708	E27	8	1055	2700	80
PARATHOM RETROFIT CL A 100 12W/827 E27 FIL	4052899961685	E27	12	1420	2700	80

NEW
NEW

Product name	l [mm]	d [mm]				No.
PARATHOM RETROFIT CL A 40 4W/827 E27 FIL	105	60	No	A++	10	1
PARATHOM RETROFIT CL A 60 6W/827 E27 FIL	105	60	No	A++	10	1
PARATHOM RETROFIT CL A 75 8W/827 E27 FIL	105	60	No	A++	10	1
PARATHOM RETROFIT CL A 100 12W/827 E27 FIL	130	67	No	A+	10	1

Product features
- Clear lamps with innovative LED “filament” technology
- LED alternative to conventional lamps
- Beam angle up to 360°
- Replacement for incandescent lamps up to 95 W
- Mercury-free lamps

Product benefits
- Long lifespan of up to 15,000 h
- Low energy consumption
- Simple replacement for classic lamps thanks to compact full-glass design
- Instant 100 % light, no warm-up time
- Good all-around light distribution

Areas of application
- Ideal for decorative fixtures
- Domestic applications
- General illumination
- Outdoor applications only in suitable luminaires

References / Links
For further products and the latest information concerning LED lamps, see www.osram.com/ledlamps

For guarantee, see www.osram.com/guarantee

PARATHOM® Advanced Retrofit CLASSIC A FILAMENT
LED lamps with LED technology in spiral-wound filament design



1



	Product name	GTIN (EAN)		W	lm	K	R_a
NEW	PARATHOM RETROFIT ADV CL A 40 4.5W/827 E27 FIL	4052899961937	E27	4.5	470	2700	80
NEW	PARATHOM RETROFIT ADV CL A 60 7W/827 E27 FIL	4052899961876	E27	7	806	2700	80

Product name	l [mm]	d [mm]				No.
PARATHOM RETROFIT ADV CL A 40 4.5W/827 E27 FIL	105	60	Yes [1]	A++	10	1
PARATHOM RETROFIT ADV CL A 60 7W/827 E27 FIL	105	60	Yes [1]	A++	10	1

1) Dimmable with many commercially available dimmers, see also www.osram.com/dim

Product features
- Clear lamps with innovative LED “filament” technology
- LED alternative to conventional lamps
- Beam angle up to 360°
- Good light quality; color rendering index R_a: ≥ 80; constant color locus
- High color stability (SDCM ≤ 6)
- Mercury-free lamps

Product benefits
- Long lifespan of up to 15,000 h
- Low energy consumption
- Excellent dimmer compatibility (dimmable with many commercially available dimmers, see also www.osram.com/dim)
- Simple replacement for classic lamps thanks to compact full-glass design
- Instant 100 % light, no warm-up time
- Good all-around light distribution

Areas of application
- Ideal for decorative fixtures
- Domestic applications
- General illumination
- Outdoor applications only in suitable luminaires

References / Links
For further products and the latest information concerning LED lamps, see www.osram.com/ledlamps

For guarantee, see www.osram.com/guarantee

PARATHOM® Retrofit CLASSIC B FILAMENT
LED lamps with LED technology in spiral-wound filament design

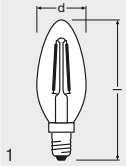

1



Product name	GTIN (EAN)		W	lm	K	Ra
PARATHOM RETROFIT CL B 25 2.1W/827 E14 FIL	4052899961746	E14	2.1	250	2700	80
PARATHOM RETROFIT CL B 40 4W/827 E14 FIL	4052899961661	E14	4	470	2700	80

Product name	l [mm]	d [mm]				No.
PARATHOM RETROFIT CL B 25 2.1W/827 E14 FIL	97	35	No	A++	10	1
PARATHOM RETROFIT CL B 40 4W/827 E14 FIL	97	35	No	A++	10	1

Product features
- Clear lamps with innovative LED “filament” technology
- LED alternative to conventional lamps
- Beam angle up to 360°
- Mercury-free lamps

Product benefits
- Long lifespan of up to 15,000 h
- Low energy consumption
- Simple replacement for classic lamps thanks to compact full-glass design
- Instant 100 % light, no warm-up time
- Good all-around light distribution

Areas of application
- Ideal for decorative fixtures
- Domestic applications
- General illumination
- Outdoor applications only in suitable luminaires

References / Links
For further products and the latest information concerning LED lamps, see www.osram.com/ledlamps

For guarantee, see www.osram.com/guarantee

PARATHOM® Advanced Retrofit CLASSIC B FILAMENT
LED lamps with LED technology in spiral-wound filament design



Product name	GTIN (EAN)		W	lm	K	R_a
NEW PARATHOM RETROFIT ADV CL B 40 4.5W/827 E14 FIL	4052899961821	E14	4.5	470	2700	80

Product name	l [mm]	d [mm]				No.
PARATHOM RETROFIT ADV CL B 40 4.5W/827 E14 FIL	118	36	Yes 1)	A++	10	1

1) Dimmable with many commercially available dimmers, see also www.osram.com/dim

Product features
- Clear lamps with innovative LED “filament” technology
- LED alternative to conventional lamps
- Beam angle up to 300°
- Good light quality; color rendering index R_a: ≥ 80; constant color locus
- High color stability (SDCM ≤ 6)
- Mercury-free lamps

Product benefits
- Long lifespan of up to 15,000 h
- Low energy consumption
- High dimmer compatibility (dimmable with many commercially available dimmers, see also www.osram.com/dim)
- Simple replacement for classic lamps thanks to compact full-glass design
- Good all-around light distribution

Areas of application
- Ideal for decorative fixtures
- Domestic applications
- General illumination
- Outdoor applications only in suitable luminaires

References / Links
For further products and the latest information concerning LED lamps, see www.osram.com/ledlamps

For guarantee, see www.osram.com/guarantee

PARATHOM® Retrofit CLASSIC BA FILAMENT
LED lamps with LED technology in spiral-wound filament design

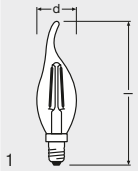

1



Product name	GTIN (EAN)		W	lm	K	Ra
PARATHOM RETROFIT CL BA 40 4W/827 E14 FIL	4052899961890	E14	4	470	2700	80

Product name	l [mm]	d [mm]				No.
PARATHOM RETROFIT CL BA 40 4W/827 E14 FIL	120	35	No	A++	10	1

Product features
- Clear lamps with innovative LED “filament” technology
- LED alternative to conventional lamps
- Beam angle up to 360°
- Mercury-free lamps

Product benefits
- Long lifespan of up to 15,000 h
- Low energy consumption
- Simple replacement for classic lamps thanks to compact full-glass design
- Instant 100 % light, no warm-up time
- Good all-around light distribution

Areas of application
- Ideal for decorative fixtures
- Domestic applications
- General illumination
- Outdoor applications only in suitable luminaires

References / Links
For further products and the latest information concerning LED lamps, see www.osram.com/ledlamps

For guarantee, see www.osram.com/guarantee

PARATHOM® Retrofit CLASSIC BW FILAMENT
LED lamps with LED technology in spiral-wound filament design

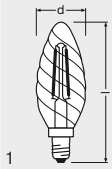

1



Product name	GTIN (EAN)		W	lm	K	Ra
NEW PARATHOM RETROFIT CL BW 40 4W/827 E14 FIL	4052899961913	E14	4	470	2700	80

Product name	l [mm]	d [mm]				No.
PARATHOM RETROFIT CL BW 40 4W/827 E14 FIL	97	35	No	A++	10	1

Product features
- Clear lamps with innovative LED “filament” technology
- LED alternative to conventional lamps
- Beam angle up to 360°
- Mercury-free lamps

Product benefits
- Long lifespan of up to 15,000 h
- Low energy consumption
- Simple replacement for classic lamps thanks to compact full-glass design
- Instant 100 % light, no warm-up time
- Good all-around light distribution

Areas of application
- Ideal for decorative fixtures
- Domestic applications
- General illumination
- Outdoor applications only in suitable luminaires

References / Links
For further products and the latest information concerning LED lamps, see www.osram.com/ledlamps

For guarantee, see www.osram.com/guarantee

PARATHOM® Retrofit CLASSIC P FILAMENT
LED lamps with LED technology in spiral-wound filament design

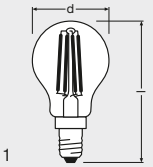

1



Product name	GTIN (EAN)		W	lm	K	Ra
PARATHOM RETROFIT CL P 25 2.1W/827 E14 FIL	4052899961791	E14	2.1	250	2700	80
PARATHOM RETROFIT CL P 25 2W/827 E27 FIL	4052899961838	E27	2	250	2700	80
PARATHOM RETROFIT CL P 40 4W/827 E14 FIL	4052899961777	E14	4	470	2700	80

Product name	l [mm]	d [mm]				No.
PARATHOM RETROFIT CL P 25 2.1W/827 E14 FIL	78	45	No	A++	10	1
PARATHOM RETROFIT CL P 25 2W/827 E27 FIL	84	45	No	A++	10	1
PARATHOM RETROFIT CL P 40 4W/827 E14 FIL	78	45	No	A++	10	1

Product features
- Clear lamps with innovative LED “filament” technology
- LED alternative to conventional lamps
- Beam angle up to 360°
- Mercury-free lamps

Product benefits
- Long lifespan of up to 15,000 h
- Low energy consumption
- Simple replacement for classic lamps thanks to compact full-glass design
- Instant 100 % light, no warm-up time
- Good all-around light distribution

Areas of application
- Ideal for decorative fixtures
- Domestic applications
- General illumination
- Outdoor applications only in suitable luminaires

References / Links
For further products and the latest information concerning LED lamps, see www.osram.com/ledlamps

For guarantee, see www.osram.com/guarantee

PARATHOM® Advanced Retrofit CLASSIC P FILAMENT
LED lamps with LED technology in spiral-wound filament design

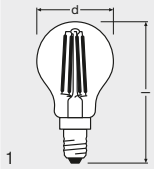

1



Product name	GTIN (EAN)		W	lm	K	R_a
NEW PARATHOM RETROFIT ADV CL P 40 4.5W/827 E14 FIL	4052899961852	E14	4.5	470	2700	80

Product name	l [mm]	d [mm]				No.
PARATHOM RETROFIT ADV CL P 40 4.5W/827 E14 FIL	110	45	Yes [1]	A++	10	1

1) Dimmable with many commercially available dimmers, see also www.osram.com/dim

Product features
- Clear lamps with innovative LED “filament” technology
- LED alternative to conventional lamps
- Beam angle up to 300°
- Good light quality; color rendering index R_a: ≥ 80; constant color locus
- High color stability (SDCM ≤ 6)
- Mercury-free lamps

Product benefits
- Long lifespan of up to 15,000 h
- Low energy consumption
- Excellent dimmer compatibility (dimmable with many commercially available dimmers, see also www.osram.com/dim)
- High color stability thanks to narrow binning
- Simple replacement for classic lamps thanks to compact full-glass design
- Good all-around light distribution

Areas of application
- Ideal for decorative fixtures
- Domestic applications
- General illumination
- Outdoor applications only in suitable luminaires

References / Links
For further products and the latest information concerning LED lamps, see www.osram.com/ledlamps

For guarantee, see www.osram.com/guarantee

PARATHOM® Retrofit Classic ST FILAMENT
LED lamps with LED technology in spiral-wound filament design

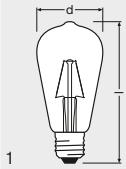

1



Product name	GTIN (EAN)		W	lm	K	Ra
PARATHOM RETROFIT ST64 25 2W/827 E27 FIL	4052899962125	E27	2	250	2700	80

Product name	l [mm]	d [mm]				No.
PARATHOM RETROFIT ST64 25 2W/827 E27 FIL	143	64	No	A++	10	1

Product features
- Clear lamps with innovative LED “filament” technology
- LED alternative to conventional lamps
- Beam angle up to 360°
- Mercury-free lamps

Product benefits
- Long lifespan of up to 15,000 h
- Low energy consumption
- Simple replacement for classic lamps thanks to compact full-glass design
- Instant 100 % light, no warm-up time
- Good all-around light distribution

Areas of application
- Ideal for decorative fixtures
- Domestic applications
- General illumination
- Outdoor applications only in suitable luminaires

References / Links
For further products and the latest information concerning LED lamps, see www.osram.com/ledlamps

For guarantee, see www.osram.com/guarantee

PARATHOM® Retrofit Globe FILAMENT
LED lamps with LED technology in spiral-wound filament design

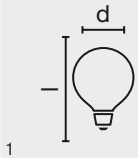

1



Product name	GTIN (EAN)		W	Im	K	Ra
NEW PARATHOM RETROFIT Globe125 25 2W/827 E27 FIL	4052899962101	E27	2	250	2700	80

Product name	l [mm]	d [mm]				No.
PARATHOM RETROFIT Globe125 25 2W/827 E27 FIL	168	124	No	A++	10	1

Product features
- Clear lamps with innovative LED “filament” technology
- LED alternative to conventional lamps
- Beam angle up to 360°
- Mercury-free lamps

Product benefits
- Long lifespan of up to 15,000 h
- Low energy consumption
- Simple replacement for classic lamps thanks to compact full-glass design
- Instant 100 % light, no warm-up time
- Good all-around light distribution

Areas of application
- Ideal for decorative fixtures
- Domestic applications
- General illumination
- Outdoor applications only in suitable luminaires

References / Links
For further products and the latest information concerning LED lamps, see www.osram.com/ledlamps

For guarantee, see www.osram.com/guarantee

PARATHOM® Retrofit CLASSIC A Full Glass
LED lamps with glass bulbs in classic incandescent lamp design

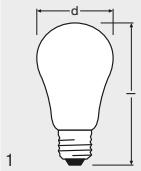

1



Product name	GTIN (EAN)		W	lm	K	Ra
PARATHOM Retrofit CL A 40 5W/827 E27 GL FR	4052899941724	E27	5	470	2700	80
PARATHOM Retrofit CL A 60 6.5W/827 E27 GL FR	4052899941748	E27	6.5	806	2700	80

Product name	l [mm]	d [mm]				No.
PARATHOM Retrofit CL A 40 5W/827 E27 GL FR	105	60	No	A+	10	1
PARATHOM Retrofit CL A 60 6.5W/827 E27 GL FR	105	60	No	A+	10	1

Product features
- LED alternative to conventional lamps in frosted full-glass design
- Beam angle up to 300°
- Mercury-free lamps

Product benefits
- Long lifespan of up to 15,000 h
- Low energy consumption
- Simple replacement for classic lamps thanks to compact design
- Instant 100 % light, no warm-up time
- Good all-around light distribution

Areas of application
- Ideal for decorative fixtures
- Domestic applications
- General illumination
- Outdoor applications only in suitable luminaires

References / Links
For further products and the latest information concerning LED lamps, see www.osram.com/ledlamps

For guarantee, see www.osram.com/guarantee

PARATHOM® Advanced Retrofit CLASSIC A Full Glass
Dimmable LED lamps with glass bulbs in classic incandescent lamp design



	Product name	GTIN (EAN)		W	lm	K	R_a
NEW	PARATHOM Retrofit ADV CL A 40 5W/827 E27 GL FR	4052899959149	E27	5	470	2700	80
NEW	PARATHOM Retrofit ADV CL A 60 6.5W/827 E27 GL FR	4052899959088	E27	6.5	806	2700	80

Product name	l [mm]	d [mm]				No.
PARATHOM Retrofit ADV CL A 40 5W/827 E27 GL FR	105	60	Yes [1]	A+	10	1
PARATHOM Retrofit ADV CL A 60 6.5W/827 E27 GL FR	105	60	Yes [1]	A+	10	1

1) Dimmable with many commercially available dimmers, see also www.osram.com/dim

Product features
- LED alternative to conventional lamps in frosted full-glass design
- Good light quality; color rendering index R_a: ≥ 80
- High color stability (SDCM ≤ 6)
- Mercury-free lamps

Product benefits
- Very long lifespan of up to 25,000 h
- Low energy consumption
- Excellent dimmer compatibility (dimmable with many commercially available dimmers, see also www.osram.com/dim)
- High color stability thanks to narrow binning
- Simple replacement for classic lamps thanks to compact full-glass design

Areas of application
- Ideal for decorative fixtures
- Domestic applications
- General illumination
- Outdoor applications only in suitable luminaires

References / Links
For further products and the latest information concerning LED lamps, see www.osram.com/ledlamps

For guarantee, see www.osram.com/guarantee

PARATHOM® Retrofit CLASSIC B Full Glass
LED lamps with glass bulbs in classic incandescent lamp design

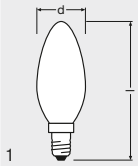

1



Product name	GTIN (EAN)		W	lm	K	R_a	
PARATHOM Retrofit CL B 25 3W/827 E14 GL FR	4052899941762	E14	3	250	2700	80	
PARATHOM Retrofit CL B 40 5W/827 E14 GL FR	4052899959194	E14	5	470	2700	80	NEW

Product name	l [mm]	d [mm]				No.
PARATHOM Retrofit CL B 25 3W/827 E14 GL FR	97	35	No	A+	10	1
PARATHOM Retrofit CL B 40 5W/827 E14 GL FR	97	35	No	A+	10	1

Product features
- LED alternative to conventional lamps in frosted full-glass design
- Beam angle up to 300°
- Mercury-free lamps

Product benefits
- Long lifespan of up to 15,000 h
- Low energy consumption
- Simple replacement for classic lamps thanks to compact full-glass design
- Instant 100 % light, no warm-up time
- Good all-around light distribution

Areas of application
- Ideal for decorative fixtures
- Domestic applications
- General illumination
- Outdoor applications only in suitable luminaires

References / Links
For further products and the latest information concerning LED lamps, see www.osram.com/ledlamps

For guarantee, see www.osram.com/guarantee

PARATHOM® Retrofit CLASSIC P Full Glass
LED lamps with glass bulbs in classic incandescent lamp design



Product name	GTIN (EAN)		W	lm	K	R_a
PARATHOM Retrofit CL P 25 3W/827 E14 GL FR	4052899959330	E14	3	250	2700	80
NEW PARATHOM Retrofit CL P 40 5W/827 E14 GL FR	4052899959323	E14	5	470	2700	80
NEW PARATHOM Retrofit CL P 40 5W/827 E27 GL FR	4052899959361	E27	5	470	2700	80

Product name	l [mm]	d [mm]				No.
PARATHOM Retrofit CL P 25 3W/827 E14 GL FR	78	45	No	A+	10	1
PARATHOM Retrofit CL P 40 5W/827 E14 GL FR	78	45	No	A+	10	1
PARATHOM Retrofit CL P 40 5W/827 E27 GL FR	78	45	No	A+	10	

Product features
- LED alternative to conventional lamps in frosted full-glass design
- Beam angle up to 300°
- Mercury-free lamps

Product benefits
- Long lifespan of up to 15,000 h
- Low energy consumption
- Simple replacement for classic lamps thanks to compact full-glass design
- Instant 100 % light, no warm-up time
- Good all-around light distribution

Areas of application
- Ideal for decorative fixtures
- Domestic applications
- General illumination
- Outdoor applications only in suitable luminaires

References / Links
For further products and the latest information concerning LED lamps, see www.osram.com/ledlamps

For guarantee, see www.osram.com/guarantee

PARATHOM® Advanced Retrofit CLASSIC P Full Glass
Dimmable LED lamps with glass bulbs in classic incandescent lamp design

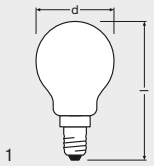

1



3 years OSRAM Guarantee

NEW

Product name	GTIN (EAN)		W	lm	K	R_a
PARATHOM Retrofit ADV CL P 40 5W/827 E14 GL FR	4052899959309	E14	5	470	2700	80

Product name	l [mm]	d [mm]				No.
PARATHOM Retrofit ADV CL P 40 5W/827 E14 GL FR	78	45	Yes [1]	A+	10	1

1) Dimmable with many commercially available dimmers, see also www.osram.com/dim

Product features
- LED alternative to conventional lamps in frosted full-glass design
- Good light quality; color rendering index R_a: ≥ 80
- High color stability (SDCM ≤ 6)
- Mercury-free lamps

Product benefits
- Long lifespan of up to 15,000 h
- Low energy consumption
- Excellent dimmer compatibility (dimmable with many commercially available dimmers, see also www.osram.com/dim)
- High color stability thanks to narrow binning
- Simple replacement for classic lamps thanks to compact full-glass design

Areas of application
- Ideal for decorative fixtures
- Domestic applications
- General illumination
- Outdoor applications only in suitable luminaires

References / Links
For further products and the latest information concerning LED lamps, see www.osram.com/ledlamps

For guarantee, see www.osram.com/guarantee

PARATHOM® Advanced GLOWdim CLASSIC A
Extra warm light color for dimming

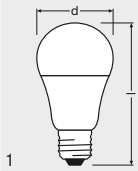

1



Product name	GTIN (EAN)		W	lm	K	R_a
NEW PARATHOM ADV GLOWdim CL A 60 8W/827 E27	4052899960244	E27	8	806	2700-2000	80

Product name	l [mm]	d [mm]				No.
PARATHOM ADV GLOWdim CL A 60 8W/827 E27	111	60	GLOWdim 1)	A+	10	1

1) Dimmable with many commercially available dimmers, see also www.osram.com/dim

Product features
- LED alternative to conventional lamps
- Dimming changes the light color from warm white (2,700 K) to extra warm white (2,000 K)
- Good light quality; color rendering index R_a: ≥ 80
- Mercury-free lamps

Product benefits
- Ensures especially warm light for dimming
- Can be controlled directly using standard dimmers, no remote control needed
- Simple combination with other GLOWdim products in one application
- Very long lifespan of up to 25,000 h
- Excellent dimmer compatibility (dimmable with many commercially available dimmers, see also www.osram.com/dim)
- Simple replacement for classic lamps thanks to compact design

Areas of application
- Hospitality
- Historical buildings
- Residential and luxury homes
- Ship lighting
- Outdoor applications only in suitable luminaires

References / Links
For further products and the latest information concerning LED lamps, see www.osram.com/ledlamps

For guarantee, see www.osram.com/guarantee

PARATHOM® Advanced GLOWdim CLASSIC B
Extra warm light color for dimming

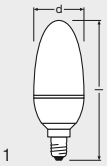

1



Product name	GTIN (EAN)		W	lm	K	R_a	
PARATHOM ADV GLOWdim CL B 40 6W/827 E14	4052899960268	E14	6	470	2700-2000	80	NEW

Product name	l [mm]	d [mm]				No.
PARATHOM ADV GLOWdim CL B 40 6W/827 E14	105	38	GLOWdim [1]	A+	10	1

1) Dimmable with many commercially available dimmers, see also www.osram.com/dim

Product features
- LED alternative to conventional lamps
- Dimming changes the light color from warm white (2,700 K) to extra warm white (2,000 K)
- Good light quality; color rendering index R_a: ≥ 80
- Mercury-free lamps

Product benefits
- Ensures especially warm light for dimming
- Can be controlled directly using standard dimmers, no remote control needed
- Simple combination with other GLOWdim products in one application
- Long lifespan of up to 15,000 h
- Excellent dimmer compatibility (dimmable with many commercially available dimmers, see also www.osram.com/dim)
- Simple replacement for classic lamps thanks to compact design

Areas of application
- Hospitality
- Historical buildings
- Residential and luxury homes
- Ship lighting
- Outdoor applications only in suitable luminaires

References / Links
For further products and the latest information concerning LED lamps, see www.osram.com/ledlamps

For guarantee, see www.osram.com/guarantee

PARATHOM® Advanced GLOWdim CLASSIC P
Extra warm light color for dimming

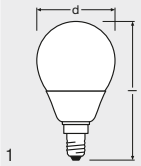

1



Product name	GTIN (EAN)		W	lm	K	R_a
NEW PARATHOM ADV GLOWdim CL P 40 6W/827 E14	4052899960275	E14	6	470	2700-2000	80

Product name	l [mm]	d [mm]				No.
PARATHOM ADV GLOWdim CL P 40 6W/827 E14	80	43	GLOWdim [1]	A+	10	1

1) Dimmable with many commercially available dimmers, see also www.osram.com/dim

Product features
- LED alternative to conventional lamps
- Dimming changes the light color from warm white (2,700 K) to extra warm white (2,000 K)
- Good light quality; color rendering index R_a: ≥ 80
- Mercury-free lamps

Product benefits
- Ensures especially warm light for dimming
- Can be controlled directly using standard dimmers, no remote control needed
- Simple combination with other GLOWdim products in one application
- Very long lifespan of up to 25,000 h
- Excellent dimmer compatibility (dimmable with many commercially available dimmers, see also www.osram.com/dim)
- Simple replacement for classic lamps thanks to compact design

Areas of application
- Hospitality
- Historical buildings
- Residential and luxury homes
- Ship lighting
- Outdoor applications only in suitable luminaires

References / Links
For further products and the latest information concerning LED lamps, see www.osram.com/ledlamps

For guarantee, see www.osram.com/guarantee

PARATHOM® Advanced GLOWdim PAR16
Extra warm light color for dimming

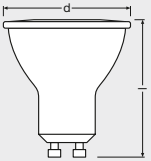

1



Product name	GTIN (EAN)		W	cd	lm	K	R_a	
PARATHOM ADV GLOWdim PAR16 50 36° 5W/827 GU10	4052899960299	GU10	5	850	350	2700-2000	80	NEW

Product name	l [mm]	d [mm]				No.
PARATHOM ADV GLOWdim PAR16 50 36° 5W/827 GU10	58	50	GLOWdim [1]	A+	10	1

1) Dimmable with many commercially available dimmers, see also www.osram.com/dim

Product features
- LED alternative to conventional lamps
- Dimming changes the light color from warm white (2,700 K) to extra warm white (2,000 K)
- Good light quality; color rendering index R_a: ≥ 80
- Mercury-free lamps

Product benefits
- Ensures especially warm light for dimming
- Can be controlled directly using standard dimmers, no remote control needed
- Simple combination with other GLOWdim products in one application
- Very long lifespan of up to 25,000 h
- Excellent dimmer compatibility (dimmable with many commercially available dimmers, see also www.osram.com/dim)
- Simple replacement for classic lamps thanks to compact design

Areas of application
- Hospitality
- Historical buildings
- Residential and luxury homes
- Ship lighting
- Outdoor applications only in suitable luminaires

References / Links
For further products and the latest information concerning LED lamps, see www.osram.com/ledlamps

For guarantee, see www.osram.com/guarantee

PARATHOM® Advanced GLOWdim MR16
Extra warm light color for dimming

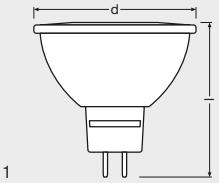

1



Product name	GTIN (EAN)		W	cd	lm	K	R_a
NEW PARATHOM ADV GLOWdim MR16 35 36° 5W/827 GU5.3	4052899960251	GU5.3	5	900	350	2700-2000	80

Product name	V	l [mm]	d [mm]				No.
PARATHOM ADV GLOWdim MR16 35 36° 5W/827 GU5.3	12	50	50	GLOWdim [1]	A+	10	1

1) Dimmable with many commercially available dimmers, see also www.osram.com/dim

Product features
- LED alternative to conventional lamps
- Compatible with many commercially available electronic control gears
- Dimming changes the light color from warm white (2,700 K) to extra warm white (2,000 K)
- Good light quality; color rendering index R_a: ≥ 80
- Mercury-free lamps

Product benefits
- Ensures especially warm light for dimming
- Can be controlled directly using standard dimmers, no remote control needed
- Simple combination with other GLOWdim products in one application
- Very long lifespan of up to 25,000 h
- Excellent dimmer compatibility (dimmable with many commercially available dimmers, see also www.osram.com/dim)
- Simple replacement for classic lamps thanks to compact design

Areas of application
- Hospitality
- Historical buildings
- Residential and luxury homes
- Ship lighting
- Outdoor applications only in suitable luminaires

References / Links
For further products and the latest information concerning LED lamps, see www.osram.com/ledlamps

For guarantee, see www.osram.com/guarantee

PARATHOM® Daylight Sensor
Turns night into day

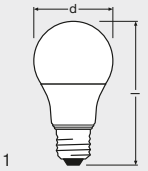

1



Product name	GTIN (EAN)		W	lm	K	Ra	
PARATHOM ADV Daylight Sensor CL A 40 6.6W/827 E27	4052899959392	E27	6.6	470	2700	80	NEW
PARATHOM ADV Daylight Sensor CL A 60 9.3W/827 E27	4052899959415	E27	9.3	806	2700	80	NEW

Product name	l [mm]	d [mm]				No.
PARATHOM ADV Daylight Sensor CL A 40 6.6W/827 E27	110	60	No	A+	10	1
PARATHOM ADV Daylight Sensor CL A 60 9.3W/827 E27	110	60	No	A+	10	1

Product features
- LED alternative to conventional lamps
- Mercury-free lamps

Product benefits
- Short pay-off time thanks to low energy consumption and low maintenance costs
- Energy-saving lighting solution thanks to automatic switch-off by means of sensors during daylight
- Long lifespan of up to 15,000 h
- Low energy consumption
- High color stability (SDCM ≤ 6)
- Simple replacement for classic lamps thanks to compact design
- Instant 100 % light, no warm-up time

Areas of application
- Areas that have to be constantly illuminated during darkness
- Outdoor applications only in suitable luminaires

References / Links
For further products and the latest information concerning LED lamps, see www.osram.com/ledlamps

For guarantee, see www.osram.com/guarantee

PARATHOM® SPECIAL T26
LED special lamps for refrigerators

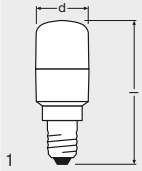

1



Product name	GTIN (EAN)		W	lm	K	Ra
PARATHOM SPECIAL T26 20 2.2W/827 E14 FR	4052899961289	E14	2.2	200	2700	80
PARATHOM SPECIAL T26 20 2.2W/865 E14 FR	4052899961302	E14	2.2	200	6500	80

Product name	l [mm]	d [mm]				No.
PARATHOM SPECIAL T26 20 2.2W/827 E14 FR	63	25	No	A++	20	1
PARATHOM SPECIAL T26 20 2.2W/865 E14 FR	63	25	No	A++	20	1

Product features
- Extremely small dimensions
- Mercury-free lamps

Product benefits
- Long lifespan of up to 15,000 h
- Low energy consumption
- Nice all-around light distribution

Areas of application
- Small designer luminaires
- Domestic refrigerators
- Sewing machines
- Outdoor applications only in suitable luminaires

References / Links
For further products and the latest information concerning LED lamps, see www.osram.com/ledlamps

For guarantee, see www.osram.com/guarantee

PARATHOM® PIN G4
LED special lamps

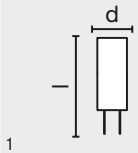

1



Product name	GTIN (EAN)		W	lm	K	Ra	
PARATHOM PIN 20 1.9W/827 G4 FR	4052899964358	G4	1.9	200	2700	80	NEW
PARATHOM PIN 30 2.8W/827 G4 FR	4052899964372	G4	2.8	320	2700	80	NEW

Product name	l [mm]	d [mm]				No.
PARATHOM PIN 20 1.9W/827 G4 FR	38	14	No	A++	20	1
PARATHOM PIN 30 2.8W/827 G4 FR	44	14	No	A++	20	1

Product features
- LED lamp alternative to conventional low-voltage lamps
- Mercury-free lamps

Product benefits
- Long lifespan of up to 15,000 h
- Low energy consumption
- Ideal for decorative and free-burning applications

Areas of application
- Atmospheric lighting throughout the home
- Shops, hotels and restaurants
- Foyers, offices
- Outdoor applications only in suitable luminaires

References / Links
For further products and the latest information concerning LED lamps, see www.osram.com/ledlamps

For guarantee, see www.osram.com/guarantee

PARATHOM® PIN G9
LED special lamps

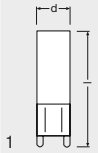

1



Product name	GTIN (EAN)		W	lm	K	Ra
NEW NEW PARATHOM PIN 20 1.9W/827 G9 FR	4052899964402	G9	1.9	200	2700	80
NEW PARATHOM PIN 30 2.8W/827 G9 FR	4052899964426	G9	2.8	320	2700	80

Product name	l [mm]	d [mm]				No.
PARATHOM PIN 20 1.9W/827 G9 FR	47	16	No	A++	20	1
PARATHOM PIN 30 2.8W/827 G9 FR	52	16	No	A++	20	1

Product features
- LED lamp alternative to conventional high-voltage lamps
- Mercury-free lamps

Product benefits
- Long lifespan of up to 15,000 h
- Very low energy consumption
- Ideal for decorative and free-burning applications

Areas of application
- Atmospheric lighting throughout the home
- Shops, hotels and restaurants
- Foyers, offices
- Outdoor applications only in suitable luminaires

References / Links
For further products and the latest information concerning LED lamps, see www.osram.com/ledlamps

For guarantee, see www.osram.com/guarantee

PARATHOM® LINE R7s
Double-ended LED lamp with stick shape

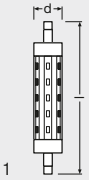



Product name	GTIN (EAN)		W	lm	K	Ra	
PARATHOM LINE 60 6.5W/827 R7S CL	4052899961265	R7S	6.5	806	2700	80	NEW
PARATHOM LINE 75 9W/827 R7S CL	4052899961241	R7S	9	1055	2700	80	NEW

Product name	l [mm]	d [mm]				No.
PARATHOM LINE 60 6.5W/827 R7S CL	118	24	No	A++	20	1
PARATHOM LINE 75 9W/827 R7S CL	118	24	No	A++	20	1

Product features
— LED lamp alternative to conventional R7s lamps

Product benefits
— Long lifespan of up to 15,000 h
— Very low energy consumption
— Easy relamping thanks to compact design
— Nice all-around light distribution

Areas of application
— Hospitality
— Domestic applications
— Outdoor applications only in suitable luminaires

References / Links
For further products and the latest information concerning LED lamps, see www.osram.com/ledlamps

For guarantee, see www.osram.com/guarantee

LEDinestra®
LED line lamps

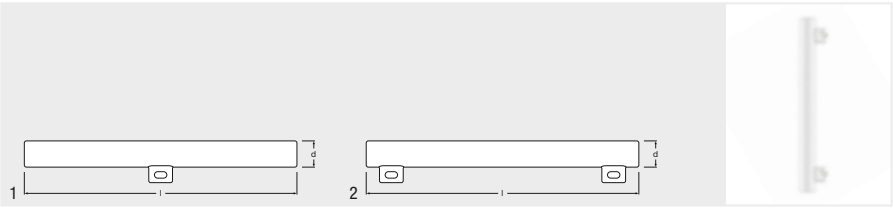

Product name	GTIN (EAN)		W	lm	K	Ra
NEW LEDinestra 25 5W/827 S14d FR	4052899961173	S14d	5	250	2700	80
NEW LEDinestra 25 5W/827 S14s FR	4052899961180	S14s	5	250	2700	80
NEW LEDinestra 40 8.5W/827 S14d FR	4052899961197	S14d	8.5	470	2700	80
NEW LEDinestra 40 8.5W/827 S14s FR	4052899961203	S14s	8.5	470	2700	80

Product name	l [mm]	d [mm]				No.
LEDinestra 25 5W/827 S14d FR	300	29	No	A	10	1
LEDinestra 25 5W/827 S14s FR	300	29	No	A	10	2
LEDinestra 40 8.5W/827 S14d FR	500	29	No	A	10	1
LEDinestra 60 8.5W/827 S14s FR	500	29	No	A	10	2

3 years OSRAM Guarantee

Product features
- LED replacement for tubular incandescent lamps
- Made in Germany
- Mercury-free lamps

Product benefits
- Long lifespan of up to 15,000 h
- Low energy consumption
- Good color rendering
- Uniform illumination

Areas of application
- Ideal for mirror lighting
- Hotels, restaurants
- Domestic applications
- Outdoor applications only in suitable luminaires

References / Links
For further products and the latest information concerning LED lamps, see www.osram.com/ledlamps

For guarantee, see www.osram.com/guarantee

LEDinestra® Advanced
Dimmable LED line lamps

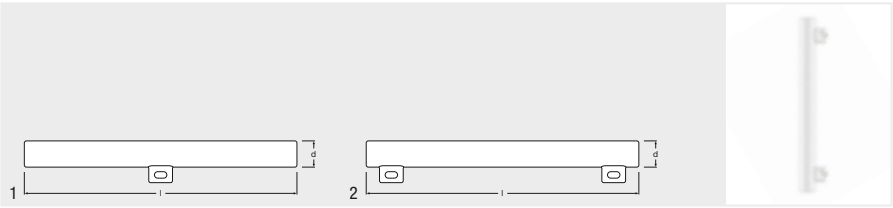

3 years OSRAM Guarantee

Product name	GTIN (EAN)		W	lm	K	Ra
LEDinestra ADV 25 6W/827 S14d FR	4052899110335	S14d	6	250	2700	80
LEDinestra ADV 25 6W/827 S14s FR	4052899110311	S14s	6	250	2700	80
LEDinestra ADV 38 9W/827 S14d FR	4008321979216	S14d	9	450	2700	80
LEDinestra ADV 38 9W/827 S14s FR	4008321979193	S14s	9	450	2700	80
LEDinestra ADV 75 16.5W/827 S14s FR	4052899961319	S14s	16.5	1055	2700	80

Product name	l [mm]	d [mm]				No.
LEDinestra ADV 25 6W/827 S14d FR	300	29	Yes [1]	A	5	1
LEDinestra ADV 25 6W/827 S14s FR	300	29	Yes [1]	A	5	2
LEDinestra ADV 38 9W/827 S14d FR	500	29	Yes [1]	A	5	1
LEDinestra ADV 38 9W/827 S14s FR	500	29	Yes [1]	A	5	2
LEDinestra ADV 75 16.5W/827 S14s FR	1000	29	Yes [1]	A	5	2

1) Dimmable with many commercially available dimmers, see also www.osram.com/dim

Product features
- LED replacement for tubular incandescent lamps
- Made in Germany
- Mercury-free lamps

Product benefits
- Long lifespan of up to 20,000 h
- Low energy consumption
- Excellent dimmer compatibility (dimmable with many commercially available dimmers, see also www.osram.com/dim)
- Good color rendering
- Especially uniform illumination

Areas of application
- Ideal for mirror lighting
- Hotels and restaurants
- Domestic applications
- Outdoor applications only in suitable luminaires

References / Links
For dimming conformity, see www.osram.com/dim

For further products and the latest information concerning LED lamps, see www.osram.com/ledlamps

For guarantee, see www.osram.com/guarantee

SubstiTUBE® T8 Value EM
LED lamps, stick shaped, 27.5 mm with G13 base

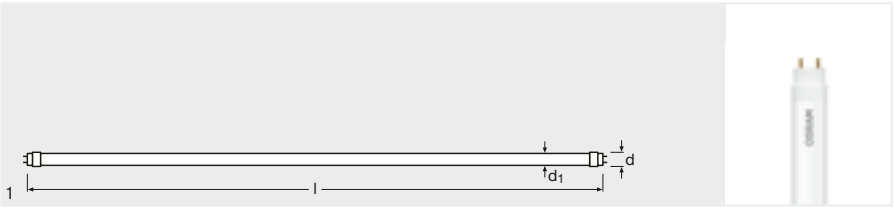

	Product name	GTIN (EAN)	l [mm]		K	W	lm			No.
NEW	ST8V-0.6m-8W-830-EM	4052899955677	590	Warm White	3000	8	720	A+	25	1
NEW	ST8V-0.6m-8W-840-EM	4052899955691	590	Cool White	4000	8	800	A+	25	1
NEW	ST8V-0.6m-8W-865-EM	4052899955714	590	Cool Daylight	6500	8	800	A+	25	1
NEW	ST8V-1.2m-17W-830-EM	4052899955738	1200	Warm White	3000	17	1530	A+	25	1
NEW	ST8V-1.2m-17W-840-EM	4052899955752	1200	Cool White	4000	17	1700	A+	25	1
NEW	ST8V-1.2m-17W-865-EM	4052899955776	1200	Cool Daylight	6500	17	1700	A+	25	1
NEW	ST8V-1.5m-20W-830-EM	4052899955790	1500	Warm White	3000	20	1800	A+	25	1
NEW	ST8V-1.5m-20W-840-EM	4052899955806	1500	Cool White	4000	20	2000	A+	25	1
NEW	ST8V-1.5m-20W-865-EM	4052899955813	1500	Cool Daylight	6500	20	2000	A+	25	1

3 years OSRAM Guarantee

CCG

Product features
- LED alternative made of glass for classic T8 fluorescent lamps in CCG luminaires
- Suitable for cost-oriented lighting tasks
- Especially uniform illumination
- Lifespan of up to 30,000 h
- Mercury-free and RoHS-compliant
- Type of protection: IP20
- R_a > 80

Product benefits
- Quick, simple and safe replacement without rewiring
- Energy savings of up to 69 % (compared to T8 fluorescent lamp on CCG)
- Instant-on light, therefore ideally suitable in combination with sensor technology
- Very high resistance to switching loads
- Also suitable for operation at low temperatures
- No sagging thanks to glass technology

Areas of application
- Corridors, stairways, parking garages
- Cooling and storage rooms

Equipment / Accessories
- Suitable for operation with low-loss and conventional control gears

References / Links
For current information, see www.osram.com/substitube

Safety advice
Not suitable for operation with electronic control gears. Operation in outdoor applications in suitable damp-proof luminaires possible according to data sheet and installation instructions.

Legal advice
When used to replace a T8 fluorescent lamp, the total energy efficiency and light distribution depend on the design of the lighting system.

SubstiTUBE® T8 VALUE HF
LED lamps, stick shaped, 27.5 mm with G13 base

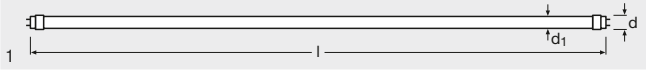



3 years OSRAM Guarantee

ECG

Product name	GTIN (EAN)	l [mm]		K			No.	
ST8V-0.6m-XYW-830-HF	4052899955899	590	Warm White	3000	A	25	1	NEW
ST8V-0.6m-XYW-840-HF	4052899955905	590	Cool White	4000	A	25	1	NEW
ST8V-0.6m-XYW-865-HF	4052899955912	590	Cool Daylight	6500	A	25	1	NEW
ST8V-1.2m-XYW-830-HF	4052899955950	1200	Warm White	3000	A	25	1	NEW
ST8V-1.2m-XYW-840-HF	4052899955967	1200	Cool White	4000	A	25	1	NEW
ST8V-1.2m-XYW-865-HF	4052899955974	1200	Cool Daylight	6500	A	25	1	NEW
ST8V-1.5m-XYW-830-HF	4052899956018	1500	Warm White	3000	A	25	1	NEW
ST8V-1.5m-XYW-840-HF	4052899956025	1500	Cool White	4000	A	25	1	NEW
ST8V-1.5m-XYW-865-HF	4052899956032	1500	Cool Daylight	6500	A	25	1	NEW

Product features
- LED alternative to classic T8 fluorescent lamps in ECG luminaires
- Suitable for cost-oriented lighting tasks
- Lifespan of up to 30,000 h
- Mercury-free and RoHS compliant
- Type of protection: IP20
- R_a > 80

Product benefits
- Quick, simple and safe replacement without rewiring
- Instant-on light, therefore ideally suitable in combination with sensor technology
- Very high resistance to switching loads
- Also suitable for operation at low temperatures
- Extremely break-resistant thanks to aluminum heat sink and polycarbonate cover

Areas of application
- Corridors, stairways, parking garages
- Cooling and storage rooms
- Ideal for lighting tasks

Equipment / Accessories
- Suitable for operation with electronic control gears
  Further details: compatibility list

References / Links
For current information, see www.osram.com/substitube

Safety advice
Not suitable for operation with low-loss and conventional control gears.
Operation in outdoor applications in suitable damp-proof luminaires possible according to data sheet and installation instructions.

Legal advice
When used to replace a T8 fluorescent lamp, the total energy efficiency and light distribution depend on the design of the lighting system.

SubstiTUBE® T8 Advanced EM
LED lamps, stick shaped, 27.3 mm with G13 base

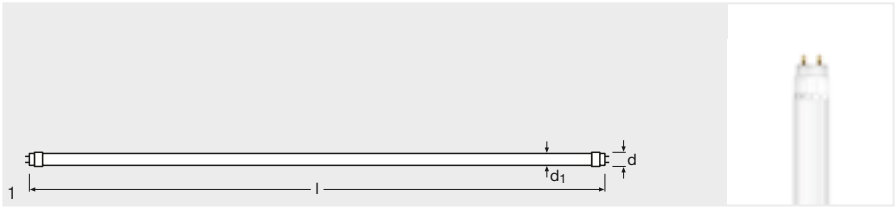

	Product name	GTIN (EAN)	l [mm]		K	W	lm			No.
NEW	ST8A-0.6m-7.3W-830-EM	4052899956070	590	Warm White	3000	7.3	990	A++	25	1
NEW	ST8A-0.6m-7.3W-840-EM	4052899956087	590	Cool White	4000	7.3	1100	A++	25	1
NEW	ST8A-0.6m-7.3W-865-EM	4052899956094	590	Cool Daylight	6500	7.3	1100	A++	25	1
NEW	ST8A-1.2m-14W-830-EM	4052899956131	1200	Warm White	3000	14	1900	A++	25	1
NEW	ST8A-1.2m-14W-840-EM	4052899956148	1200	Cool White	4000	14	2100	A++	25	1
NEW	ST8A-1.2m-14W-865-EM	4052899956155	1200	Cool Daylight	6500	14	2100	A++	25	1
NEW	ST8A-1.5m-20W-830-EM	4052899956193	1500	Warm White	3000	20	2750	A++	25	1
NEW	ST8A-1.5m-20W-840-EM	4052899956209	1500	Cool White	4000	20	3000	A++	25	1
NEW	ST8A-1.5m-20W-865-EM	4052899956216	1500	Cool Daylight	6500	20	3000	A++	25	1

5 years OSRAM Guarantee

CCG

Product features
- LED alternative to classic T8 fluorescent lamps in CCG luminaires
- Ideal for standard lighting tasks
- Especially uniform illumination
- Lifespan of up to 50,000 h
- Mercury-free and RoHS compliant
- Type of protection: IP20
- Rotatable end caps

Product benefits
- Quick, simple and safe replacement without rewiring
- Energy savings of up to 69 % (compared to T8 fluorescent lamp on CCG)
- Instant-on light, therefore ideally suitable in combination with sensor technology
- Very high resistance to switching loads
- Also suitable for operation at low temperatures
- Extremely break-resistant thanks to aluminum heat sink and polycarbonate cover

Areas of application
- General illumination within ambient temperatures from -20…+50 °C
- Illumination of production areas
- Traffic zones and corridors
- Supermarkets and department stores

Equipment / Accessories
- Suitable for operation with low-loss and conventional control gears

References / Links
For current information, see www.osram.com/substitube

Safety advice
Not suitable for operation with electronic control gears. Operation in outdoor applications in suitable damp-proof luminaires possible according to data sheet and installation instructions.

Legal advice
When used to replace a T8 fluorescent lamp, the total energy efficiency and light distribution depend on the design of the lighting system.

SubstiTUBE® T8 Advanced HF
LED lamps, stick shaped, 27.3 mm with G13 base

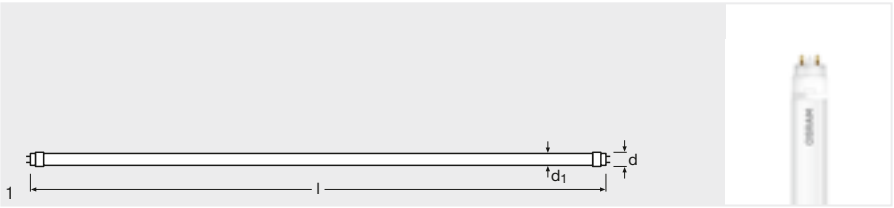

5 years OSRAM Guarantee

ECG

Product name	GTIN (EAN)	l [mm]		K			No.	
ST8A-0.6m-XYW-830-HF	4052899956254	590	Warm White	3000	A++	25	1	NEW
ST8A-0.6m-XYW-840-HF	4052899956261	590	Cool White	4000	A++	25	1	NEW
ST8A-0.6m-XYW-865-HF	4052899956278	590	Cool Daylight	6500	A++	25	1	NEW
ST8A-1.2m-XYW-830-HF	4052899956315	1200	Warm White	3000	A++	25	1	NEW
ST8A-1.2m-XYW-840-HF	4052899956322	1200	Cool White	4000	A++	25	1	NEW
ST8A-1.2m-XYW-865-HF	4052899956339	1200	Cool Daylight	6500	A++	25	1	NEW
ST8A-1.5m-XYW-830-HF	4052899956377	1500	Warm White	3000	A++	25	1	NEW
ST8A-1.5m-XYW-840-HF	4052899956384	1500	Cool White	4000	A++	25	1	NEW
ST8A-1.5m-XYW-865-HF	4052899956391	1500	Cool Daylight	6500	A++	25	1	NEW

Product features
- Ideal for standard lighting tasks
- Especially uniform illumination
- Lifespan of up to 50,000 h
- Mercury-free and RoHS compliant
- Type of protection: IP20

Product benefits
- Quick, simple and safe replacement without rewiring
- Instant-on light, therefore ideally suitable in combination with sensor technology
- Very high resistance to switching loads
- Also suitable for operation at low temperatures
- Extremely break-resistant thanks to aluminum heat sink and polycarbonate cover

Areas of application
- Illumination of production areas
- Traffic zones and corridors
- Supermarkets and department stores
- Industry

Equipment / Accessories
- Suitable for operation with electronic control gears
  Further details: compatibility list

References / Links
For current information, see
www.osram.com/substitube

Safety advice
Not suitable for operation with low-loss and conventional control gears.
Operation in outdoor applications in suitable damp-proof luminaires possible according to data sheet and installation instructions.

Legal advice
When used to replace a T8 fluorescent lamp, the total energy efficiency and light distribution depend on the design of the lighting system.

SubstiTUBE® T8 Advanced UO EM
LED lamps, stick shaped, 27.3 mm with G13 base

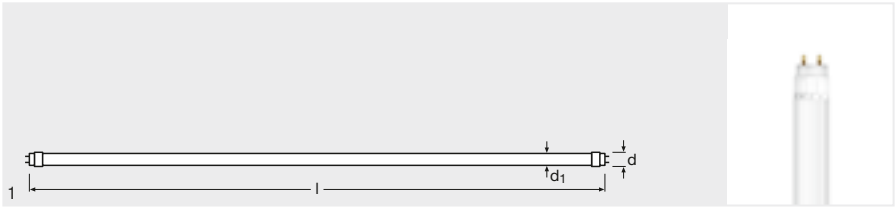

	Product name	GTIN (EAN)	l [mm]		K	W	lm			No.
NEW	ST8AU-1.2m-16W-840-EM	4052899956438	1200	Cool White	4000	16	2400	A++	25	1
NEW	ST8AU-1.2m-16W-865-EM	4052899956445	1200	Cool Daylight	6500	16	2400	A++	25	1
NEW	ST8AU-1.5m-24W-840-EM	4052899956476	1500	Cool White	4000	24	3600	A++	25	1
NEW	ST8AU-1.5m-24W-865-EM	4052899956483	1500	Cool Daylight	6500	24	3600	A++	25	1

5 years OSRAM Guarantee

CCG

Product features
- LED alternative to classic T8 fluorescent lamps in CCG luminaires
- High luminous intensity for sophisticated lighting tasks
- Especially uniform illumination
- Lifespan of up to 50,000 h
- Mercury-free and RoHS compliant
- Type of protection: IP20
- Rotatable end caps

Product benefits
- Quick, simple and safe replacement without rewiring
- Energy savings of up to 63 % (compared to T8 fluorescent lamp on CCG)
- Instant-on light, therefore ideally suitable in combination with sensor technology
- Very high resistance to switching loads
- Also suitable for operation at low temperatures
- Extremely break-resistant thanks to aluminum heat sink and polycarbonate cover

Areas of application
- General illumination within ambient temperatures from -20…+50 °C
- Illumination of production areas
- Traffic zones and corridors
- Supermarkets and department stores

Equipment / Accessories
- Suitable for operation with low-loss and conventional control gears

References / Links
For current information, see www.osram.com/substitube

Safety advice
Not suitable for operation with electronic control gears. Operation in outdoor applications in suitable damp-proof luminaires possible according to data sheet and installation instructions.

Legal advice
When used to replace a T8 fluorescent lamp, the total energy efficiency and light distribution depend on the design of the lighting system.

SubstiTUBE® T8 Advanced Universal
LED lamps, stick shaped, 27 mm with G13 base

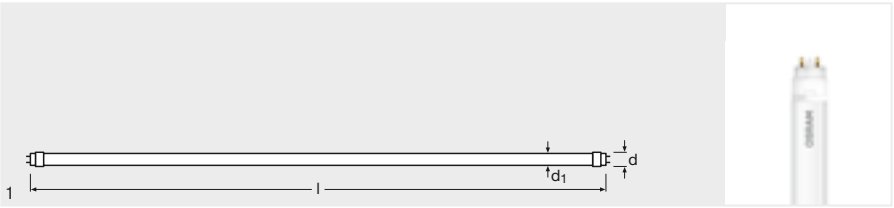

5 years OSRAM Guarantee

CCG

ECG

Product name	GTIN (EAN)	l [mm]		K			No.	
ST8AU-1.2m-XYW-840-UN	4052899956513	1200	Cool White	4000	A++	25	1	NEW
ST8AU-1.2m-XYW-865-UN	4052899956520	1200	Cool Daylight	6500	A++	25	1	NEW
ST8AU-1.5m-XYW-840-UN	4052899956551	1500	Cool White	4000	A++	25	1	NEW
ST8AU-1.5m-XYW-865-UN	4052899956568	1500	Cool Daylight	6500	A++	25	1	NEW

Product features
- LED alternative to classic T8 fluorescent lamps in CCG luminaires
- High luminous intensity for sophisticated lighting tasks
- Especially uniform illumination
- Lifespan of up to 50,000 h
- Mercury-free and RoHS compliant
- Type of protection: IP20
- R_a > 80

Product benefits
- Retrofit for ECG and CCG luminaires
- Quick, simple and safe replacement without rewiring
- Instant-on light, therefore ideally suitable in combination with sensor technology
- Very high resistance to switching loads
- Also suitable for operation at low temperatures
- Extremely break-resistant thanks to aluminum heat sink and polycarbonate cover

Areas of application
- General illumination within ambient temperatures from -20…+50 °C
- Illumination of production areas
- Traffic zones and corridors
- Supermarkets and department stores
- Industry

Equipment / Accessories
- Suitable for operation with low-loss and conventional control gears as well as with electronic control gears

References / Links
For current information, see www.osram.com/substitube

Safety advice
Operation in outdoor applications in suitable damp-proof luminaires possible according to data sheet and installation instructions.

Legal advice
When used to replace a T8 fluorescent lamp, the total energy efficiency and light distribution depend on the design of the lighting system.

SubstiTUBE® T5 Advanced HF/Advanced UO HF
LED lamps, stick shaped, 16 mm with G5 base

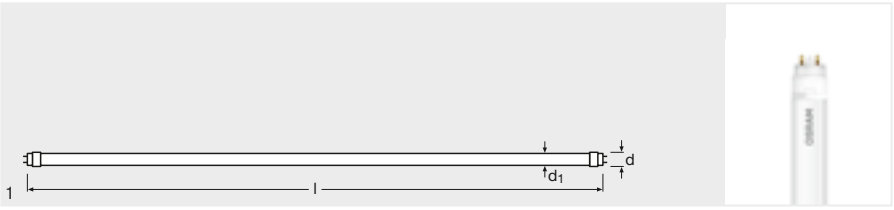

	Product name	GTIN (EAN)		K			No.
NEW	ST5AU-1.5m-XXW-840-HF	4052899956636	Cool White	4000	A+	25	1
NEW	ST5AU-1.5m-XXW-865-HF	4052899956643	Cool Daylight	6500	A+	25	1
NEW	ST5A-1.5m-XXW-840-HF	4052899956674	Cool White	4000	A+	25	1
NEW	ST5A-1.5m-XXW-865-HF	4052899956681	Cool Daylight	6500	A+	25	1

5 years OSRAM Guarantee

ECG

Product features
- Bright, robust and durable
- Especially uniform illumination
- Lifespan of up to 50,000 h
- Mercury-free and RoHS compliant
- Type of protection: IP20

Product benefits
- Quick, simple and safe replacement without rewiring
- Instant-on light, therefore ideally suitable in combination with sensor technology
- Very high resistance to switching loads
- Also suitable for operation at low temperatures
- No sagging thanks to glass technology

Areas of application
- Illumination of production areas
- Traffic zones and corridors
- Supermarkets and department stores
- Industry

Equipment / Accessories
- Suitable for operation with electronic control gears
- Not suitable for operation with low-loss and conventional control gears

References / Links
For current information, see www.osram.com/substitube

Safety advice
Operation in outdoor applications in suitable damp-proof luminaires possible according to data sheet and installation instructions.

Legal advice
When used to replace a T5 fluorescent lamp, the total energy efficiency and light distribution depend on the design of the lighting system.

SubstiTUBE® T8 Advanced Connected
LED lamps, stick shaped, 27 mm with G13 base

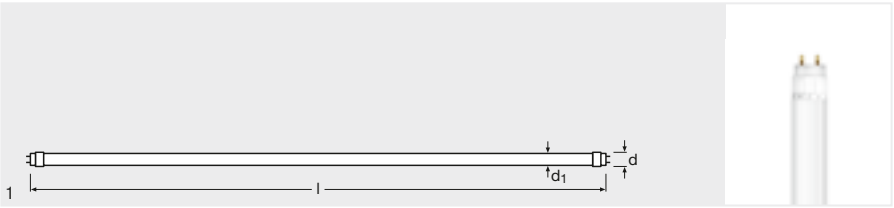

5 years OSRAM Guarantee

CCG

Product name	GTIN (EAN)		K			No.	
ST8A-1.2m-XXW-840-CON	4052899970557	Cool White	4000	A++	25	1	NEW
ST8A-1.2m-XXW-865-CON	4052899970564	Cool Daylight	6500	A++	25	1	NEW
ST8A-1.5m-XXW-840-CON	4052899970571	Cool White	4000	A++	25	1	NEW
ST8A-1.5m-XXW-865-CON	4052899970588	Cool Daylight	6500	A++	25	1	NEW

Product features
- LED alternative to classic T8 fluorescent lamps in CCG luminaires
- High luminous intensity for sophisticated lighting tasks
- Especially uniform illumination
- Lifespan of up to 50,000 h
- Mercury-free and RoHS compliant
- Type of protection: IP20

Product benefits
- Radio-controlled, continuously dimmable with ZigBee standard
- Quick, simple and safe replacement without rewiring
- In conjunction with suitable sensor technology, energy savings of up to 90 % (compared to T8 fluorescent lamps on CCG without sensors)
- Instant-on light, therefore ideally suitable in combination with sensor technology
- Very high resistance to switching loads
- Also suitable for operation at low temperatures
- Extremely break-resistant thanks to aluminum heat sink and polycarbonate cover

Areas of application
- General illumination within ambient temperatures from -20…+50 °C
- Illumination of production areas
- Traffic zones and corridors
- Supermarkets and department stores
- Industry

Equipment / Accessories
- Suitable for operation with low-loss and conventional control gears

References / Links
For current information, see www.osram.com/substitube

Safety advice
Not suitable for operation with electronic control gears. Operation in outdoor applications in suitable damp-proof luminaires possible according to data sheet and installation instructions.

Legal advice
When used to replace a T8 fluorescent lamp, the total energy efficiency and light distribution depend on the design of the lighting system.





Light engines and LED modules

Light engines and LED modules for spotlights, downlights and wall-mounted luminaires – Summary of portfolio	3.05
PrevaLED® Core AC PRO	3.08
PrevaLED® Core AC G2	3.09
PrevaLED® Core AC – VDE	3.10
PrevaLED® Core Z5	3.11
PrevaLED® Cube AC DALI	3.13
PrevaLED® Cube AC G3	3.14
PrevaLED® Cube G3	3.15
PrevaLED® COIN 50 AC G1	3.16
PrevaLED® COIN 111 AC G1	3.17
PrevaLED® COIN 50 G2	3.18
PrevaLED® COIN 111 G2	3.20
PrevaLED® Flat AC	3.22
PrevaLED® Flat AC C-EM	3.23
PrevaLED® Flat AC L-EM	3.24
DRAGONpuck®	3.25
COINlight® Pro	3.26
DRAGONeye® G2	3.27
PrevaLED® Core – Accessories	3.28
PrevaLED® Cube + Cube AC – Accessories	3.28
PrevaLED® Flat AC – Accessories	3.29
Flexible LED modules – Summary of portfolio	3.30
LED drivers 24 V – Summary of portfolio	3.31
LINEARlight FLEX® POWER 3000 G3	3.32
LINEARlight FLEX® POWER 2000 G3	3.33
LINEARlight FLEX® POWER 1200 G3	3.34
LINEARlight FLEX® ADVANCED 800 ShortPitch G3	3.35
LINEARlight FLEX® ADVANCED 400 G3	3.36
LINEARlight FLEX® ADVANCED 400 Monochrome G3	3.37
LINEARlight FLEX® ECO 200 G3	3.38
LINEARlight FLEX® ECO 200 Monochrome G3	3.39
LINEARlight FLEX® 200/400 Colormix G3	3.40
LINEARlight FLEX® POWER Tunable White G3	3.41
LINEARlight FLEX® Protect POWER 1400 G3	3.42
LINEARlight FLEX® Protect ADVANCED 400/800 X G3	3.43
LINEARlight FLEX® Protect ADVANCED 800 ShortPitch G3	3.44
LINEARlight FLEX® Protect ADVANCED 400 G3	3.45
LINEARlight FLEX® Protect ADVANCED 400 Monochrome G3	3.46
LINEARlight FLEX® Protect ECO 200 G3	3.47
LINEARlight FLEX® Protect ECO 200 Monochrome G3	3.48

LINEARlight FLEX® Protect 200/400 Colormix G3	3.49
LINEARlight FLEX® Diffused ADVANCED 400 TOP G3	3.50
LINEARlight FLEX® Diffused ADVANCED 400 Monochrome TOP G3	3.51
LINEARlight FLEX® Diffused ADVANCED 400 SIDE G3	3.52
LINEARlight FLEX® Diffused ADVANCED 400 Monochrome SIDE G3	3.53
VALUE Flex 1500	3.54
VALUE Flex 900	3.55
VALUE Flex 600	3.56
VALUE Flex Eco	3.57
VALUE Flex Protect 1300	3.58
VALUE Flex Protect 900	3.59
VALUE Flex Protect 600	3.60
VALUE Flex IP Eco	3.61
Accessories for flexible LED modules – Summary of portfolio	3.62
Accessories for flexible LED modules	3.64
Linear 24 V LED modules – Summary of portfolio	3.68
LED driver matrix and accessories	3.69
LINEARlight POWER	3.70
LINEARlight ADVANCED	3.71
LINEARlight Colormix	3.72
LINEARlight POWER Overall Module	3.73
LINEARlight ADVANCED Overall Module	3.74
LINEARlight Colormix Overall Module	3.75
Accessories for LINEARlight – Constant Voltage 24 V	3.76
Linear Light Engines – Summary of portfolio	3.78
PrevaLED® Linear Value 3	3.80
PrevaLED® Linear Value 2	3.82
PrevaLED® Linear Slim 3	3.84
PrevaLED® Linear Slim 2 CRI90	3.86
PrevaLED® Linear FIT D	3.87
PrevaLED® Flex Linear	3.88
PrevaLED® Linear AC	3.89
PrevaLED® Linear Value – Accessories for Linear Light Engines	3.90
Area and Bar Light Engines – Summary of portfolio	3.91
PrevaLED® Area Gen2	3.92
PrevaLED® Bar Gen2	3.93
LED modules for light advertising and backlighting – Summary of portfolio	3.94
BoxLED® XS Plus G15	3.95
BoxLED® M Plus G15	3.96
BoxLED® L Plus G15	3.97
BackLED S Plus G15	3.98
BackLED M Plus G15	3.99
BackLED L Plus G15	3.100
BackLED XL Plus G15	3.101
BackLED DS Plus G15	3.102
BackLED RGBW Plus G15	3.103
BackLED TW Plus G15	3.104
BackLED XS Basic G15	3.105
BackLED M Basic G15	3.106
BackLED L Basic G15	3.107
BackLED – Accessories for LED modules for light advertising and backlighting	3.108
BoxLED® – Accessories for LED modules for light advertising and backlighting	3.109
BackLED DS Plus G15 – Mounting profiles	3.110
BackLED DS Plus G15 – Mounting brackets	3.111
LED modules for outdoor applications and street lighting – Summary of portfolio	3.112
PrevaLED® Compact Z3	3.113
PrevaLED® SKY	3.114

Light engines and LED modules

OSRAM provides light engines and LED modules for a wide variety of applications. Linear for damp-proof, industrial and office lighting, round for spot and downlight applications as well as area for office and general lighting. OSRAM also provides a comprehensive portfolio of flexible linear modules for decorative lighting solutions in coves and organic structures as well as LED modules for street lighting and industrial hall lighting. The spectrum is concluded with an intelligent range of specialized modules for illuminated signage and backlighting with suitable accessories.

PrevaLED®
A complete future-proof concept

PrevaLED® light engines and LED modules from OSRAM are powerful, highly efficient and offer great flexibility in the design of LED luminaires. The reliable construction of OSRAM's light engines, which complies with proven industry standards (i.e. Zhaga), enables luminaire designers to successfully and simply implement OSRAM light engines and LED modules over many years and still remain competitive in the fast-paced LED market. In the spirit of providing future-proof solutions to customers, the critical mechanical and photometric interfaces of our light engines remain constant across product generations. These are among the crucial differences to other LED modules.

This consistent approach does not only ensure future-proof luminaire designs but also makes it easy to scale according to different lumen packages. It will make it possible to always easily implement the latest LED technology available from OSRAM.

PrevaLED® LED modules are available in two versions: Either with integrated drivers, to be operated directly on the mains voltage (AC), which allows for the most compact and simplified luminaire design. OSRAM LED modules can also be combined with a wide variety of dedicated OPTOTRONIC® LED drivers and light management systems. These systems then present an optimum performance and flexibility.

The PrevaLED® family offers a solution for a multitude of professional applications. Whether they are used indoors or outdoors, in round or rectangular luminaires, for general illumination or accent lighting, there is always a suitable OSRAM PrevaLED®.

Zhaga

OSRAM is a member of the cross-industry consortium Zhaga, which is concerned with the unification of all LED solutions offered in the market. Framework conditions for development are defined to enable the compatibility of solutions from various manufacturers. Geometric, optical



and thermal characteristics are defined for light engines and LED modules, enabling the use of uniform reflectors or heat sinks. Geometry designs are to be unified for LED drivers, and definitions are to be specified for the electrical interface between LED modules and LED drivers in order to simplify operating the modules with the drivers of other manufacturers.

Zhaga

Light engines and LED modules for spotlights, downlights and wall-mounted luminaires – Summary of portfolio

PrevaLED® Core, Cube, COIN and Flat LED modules and light engines for spotlights, downlights and wall-mounted luminaires

For general and accent lighting, OSRAM offers a wide variety of round light sources: From DC solutions that can be operated with dedicated OPTOTRONIC® LED drivers, to compact AC light engines that are directly run on line voltage (220-240V~), reaching to complete solutions with integrated optics and heat sink.

Since all modules and light engines are developed according to common market and strict quality standards, OSRAM offers a low-effort and future-proof solution for virtually all applications.

The full PrevaLED® Core range is compatible with Zhaga Book 3 accessories such as heat sinks and reflectors. The Core series is available as versions operated with external drivers and as an unique AC solution that can be directly connected to 230 V, allowing for more design freedom and more compact luminaire designs.

The PrevaLED® Cube family is especially developed for applications focused on general illumination such as downlights and wall-mounted luminaires. The small form factor of both the PrevaLED® Cube and Cube AC version allows easy design-in and compact luminaires.

PrevaLED® COIN modules are equipped with integrated optics and heat sinks, which, among other things, makes for a straightforward replacement of halogen and AR111/HCI reflector lamps.

AC light engines offer more design freedom

The PrevaLED® AC portfolio has been specially designed for user-friendly plug & play. The low complexity of the luminaire design leads to additional cost savings. The modern light engine PrevaLED® Flat AC has been specially developed for wall and ceiling luminaires. It allows flat luminaire designs with a homogeneous diffuser surface.

A top team

All DC-operated PrevaLED® LED modules form a perfect system with OPTOTRONIC® LED drivers.

In case of PrevaLED®, the ideal system match can be achieved with the new generations of OPTOTRONIC® Intelligent DALI Compact and OPTOTRONIC® FIT Compact, allowing for the design of luminaires with a high quality of light.

The system combination ensures a perfect stability of light, providing ideal conditions for mobile cameras and slow-motion smartphone recording.

The new generation of OPTOTRONIC® Intelligent DALI Compact has a very wide operating window and includes the LEDset interface as well as the complete variety of DALI 2 functionalities. As innovative LED drivers in the European market, these OPTOTRONIC® Intelligent DALI Compact offer the features “Dimming up to 0.1 %” and “Soft switch-off”.

Thanks to their small dimensions, the new OPTOTRONIC® FIT LT2 S (small) LED drivers are the best value proposition for track lights. The OPTOTRONIC® FIT CS range of constant current drivers with three selectable currents offers additional features that enable hot plugging as well as emergency lighting. OPTOTRONIC® ECO are the standard solution for fixed output applications.

AC **PrevaLED® AC light engines** for easy plug & play

DC **PrevaLED® DC light engines** for high performance and flexibility

Driver compatibility – PrevaLED® Core

Drivers \ Modules	PL-CORE-1100-830	PL-CORE-1100-840	PL-CORE-2000-830	PL-CORE-2000-840	PL-CORE-2000-930	PL-CORE-3000-830	PL-CORE-3000-840	PL-CORE-3000-930	PL-CORE-5000-830	PL-CORE-5000-840	PL-CORE-5000-930
OTe 25/420 CS			■	■	■						
OTe 35/700 CS						■	■	■			
OTe 50/1A0 CS									■	■	■
OTe 50/1A0 CS FAN									■	■	■
OT FIT 15/350 CS			■	■							
OT FIT 25/500 CS			■	■	■	■	■	■			
OT FIT 35/700 CS						■	■	■			
OTi DALI 25/700 LT2			■	■	■						
OTi DALI 35/1A0 LT2						■	■	■			
OTi DALI 50/1A4 LT2 FAN									■	■	■
OT FIT 15/500 LT2 S	□	□	□	□	□						
OT FIT 25/700 LT2 S			□	□	□						
OT FIT 40/1A0 LT2 S						□	□	□			
OT FIT 50/1A0 CS									□	□	□



Driver compatibility – PrevaLED® Cube

Drivers \ Modules	PL-CUBE-1100-830	PL-CUBE-1100-840	PL-CUBE-2000-830	PL-CUBE-2000-840	PL-CUBE-3000-830	PL-CUBE-3000-840
OTe 25/420 CS			■	■		
OTe 35/700 CS			■	■	■	■
OT FIT 25/500 CS			■	■		
OT FIT 35/700 CS			■	■	■	■
OTi DALI 15 LT2	■	■	■	■		
OTi DALI 25/700 LT2	■	■	■	■		
OTi DALI 35/1A0 LT2			■	■	■	■
OT FIT 15/500 LT2	□	□	□	□		
OT FIT 25/700 LT2			□	□	□	□
OT FIT 40/1A0 LT2					□	□



■ Tested compatibility
□ Preliminary compatibility

Driver compatibility – PrevaLED® COIN

Drivers \ Modules	PL COIN 50 900 lm	PL COIN 50 1200 lm	PL COIN 50 1400 lm	PL COIN 111 1500 lm	PL COIN 111 2400 lm	PL COIN 111 3600 lm
OTe 25/420 CS	■	■	■			
OTe 25/700 CS				■		
OTe 35/700 CS					■	
OTe 50/1A0 CS						■
OTe 50/1A0 CS FAN					■	■
OT FIT 15/350 CS	■	■	■			
OT FIT 35/700 CS					■	
OTi DALI 15 LT2	■	■	■			
OTi DALI 25/700 LT2	■	■	■	■	■	
OTi DALI 35/1A0 LT2				■	■	■
OTi DALI 50/1A4 LT2 FAN					■	■
OTe 15 PC	■	■	■			
OTe 15 CS	■	■	■			
OTe 20/700 PC/TE				■		
OTe 35/1A						■





PrevaLED® Core AC PRO
Light engines and modules for spotlights, downlights and wall-mounted luminaires

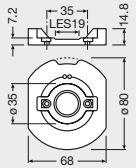

1



3 Year OSRAM Guarantee*

Product name	GTIN (EAN)	W	V	λ	lm	lm/W	K
PL-CORE AC PRO-2000-830 1)	4052899928480	20	230	0.98	2000	100	3000
PL-CORE AC PRO-2000-840 1)	4052899928503	20	230	0.98	2000	103	4000
PL-CORE AC PRO-3000-830 1)	4052899928527	33.3	230	0.98	3000	90	3000
PL-CORE AC PRO-3000-840 1)	4052899928541	33.3	230	0.98	3000	93	4000

Product name	R_a	Initial SDCM	LES ∅	T_c			No.
PL-CORE AC PRO-2000-830 1)	≥80	≤4	19	85	A+	20	1
PL-CORE AC PRO-2000-840 1)	≥80	≤4	19	85	A+	20	1
PL-CORE AC PRO-3000-830 1)	≥80	≤4	19	85	A+	20	1
PL-CORE AC PRO-3000-840 1)	≥80	≤4	19	85	A+	20	1

1) For current photometric data and important safety, installation and application information, go to www.osram.com/led-systems / All the technical parameters apply to the entire module. In view of the complex manufacturing process for light-emitting diodes, the specified typical values for the technical LED parameters are merely statistical values that do not necessarily correspond to the actual technical parameters of an individual product; individual products may vary from the typical values.

Product features
- Spotlight LED engine with integrated driver
- Focus portfolio with varying luminous flux, color temperature, color rendering
- Competitive system efficacy for AC operation: up to 103 lm/W
- Color temperature: 3,000 K or 4,000 K
- Color rendering index R_a: > 80
- Modulation depth: < 40 %
- Power factor: ≥ 0.9
- Poke-in wire connection (no special connector required)
- Common mechanic and photometric interfaces
- Lifetime (L70/B50): 50,000 hours (temperature at T_c point = 65 °C)

Product benefits
- Connect directly to 220…240 V AC mains voltage for class 1 luminaires
- Enables low-cost and compact luminaire designs
- Cost reduction by omitting gearbox, cable, cover glass, and simplified assembly
- Enhanced safety thanks to protective cover glass and reversible thermal shutdown
- Simplified logistics as no external driver or special cables are required
- Simpler cooling thanks to reduced thermal load and high maximum temperature

Areas of application
- Ideal for cost-attractive compact spotlights, replacing 20 or 35 W HID solutions
- Spotlighting in shops and retail
- Down- and wall lighting in offices, public and commercial buildings
- Decorative and functional lighting in hospitality, hotels, restaurants

References / Links
For more information on the multi-level guarantee and the terms and conditions of the guarantee, visit www.osram.com/system-guarantee

PrevaLED® Core AC G2
Light engines and modules for spotlights, downlights and wall-mounted luminaires

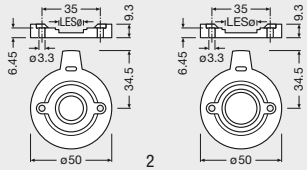



Product name	GTIN (EAN)	W	V	λ	lm	lm/W	K	Ra
PL-CORE-AC-G2-800-827 [1]	4052899952751	11.3	230	> 0.95	800	71 [2]	2700	≥80
PL-CORE-AC-G2-800-830 [1]	4052899952768	10.5	230	> 0.95	800	76 [2]	3000	≥80
PL-CORE-AC-G2-2000-830 [1]	4052899952775	22.2	230	> 0.95	2000	90 [2]	3000	≥80
PL-CORE-AC-G2-2000-840 [1]	4052899952782	21.2	230	> 0.95	2000	94 [2]	4000	≥80

Product name	Initial SDCM	LES ∅	T_c	t [h]			No.
PL-CORE-AC-G2-800-827 [1]	≤3	14	80	50000	A	50	1
PL-CORE-AC-G2-800-830 [1]	≤3	14	80	50000	A	50	1
PL-CORE-AC-G2-2000-830 [1]	≤3	19	80	50000	A	50	2
PL-CORE-AC-G2-2000-840 [1]	≤3	19	80	50000	A	50	2

1) For current photometric data and important safety, installation and application information, go to www.osram.com/led-systems / All the technical parameters apply to the entire module. In view of the complex manufacturing process for light-emitting diodes, the specified typical values for the technical LED parameters are merely statistical values that do not necessarily correspond to the actual technical parameters of an individual product; individual products may vary from the typical values.
2) Preliminary data

3 Year OSRAM Guarantee*

Product features
- LED light engine with integrated driver
- Light-emitting surface, diameter, mounting holes positioning according to Zhaga Book 3
- Poke-in wire connection (no special connector required)
- Available with luminous flux: 800 lm, 2,000 lm
- System efficacy: up to 94 lm/W
- Color temperature: 2,700 K, 3,000 K or 4,000 K
- Color rendering index R_a: typ. 83
- Maximum housing temperature: 80 °C at T_c point
- Initial color consistency: < 3 SDCM
- Power factor: > 0.95

Product benefits
- Connect directly to 220…240 V AC mains voltage for class 1 luminaires
- No external driver required
- Easy efficiency upgrade from generation 1 modules due to unchanged form factor
- Enables very high degree of freedom in luminaire design
- Allows very compact luminaire designs
- Less complexity in logistics as no external driver or special cables are required
- Enhanced safety thanks to protective cover glass and reversible thermal shutdown
- Easy to integrate due to compatibility with Zhaga Book 3 heat sinks and reflectors
- Chip-on-board technology with great homogeneity, no diffuser required

Areas of application
- Spotlighting in shops
- Down- and wall lighting in offices, corridors, meeting rooms, workplaces
- Decorative and functional lighting in the hospitality industry
- Accent lighting

References / Links
For more information on the multi-level guarantee and the terms and conditions of the guarantee, visit www.osram.com/system-guarantee

PrevaLED® Core AC – VDE

Light engines and modules for spotlights, downlights and wall-mounted luminaires

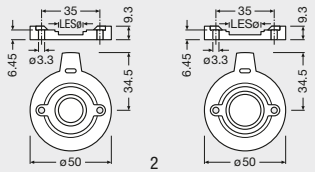



3 Year OSRAM Guarantee*

Product name	GTIN (EAN)	W	V	λ	lm	lm/W	K	Ra
PL-CORE AC-800-827 1)	4052899050648	14	230	> 0.95	800	59	2700	≥80
PL-CORE AC-800-830 1)	4052899050662	13.1	230	> 0.95	800	60	3000	≥80
PL-CORE AC-800-840 1)	4052899050686	12.6	230	> 0.95	800	62	4000	≥80
PL-CORE AC-2000-827 1)	4052899050709	26.2	230	> 0.95	2000	76	2700	≥80
PL-CORE AC-2000-830 1)	4052899050723	25.7	230	> 0.95	2000	78	3000	≥80
PL-CORE AC-2000-840 1)	4052899050747	24.4	230	> 0.95	2000	82	4000	≥80

Product name	Initial SDCM	LES ⌀	T_c	t [h]			No.
PL-CORE AC-800-827 1)	≤3	13.5	80	50000	A	50	1
PL-CORE AC-800-830 1)	≤3	13.5	80	50000	A	50	1
PL-CORE AC-800-840 1)	≤3	13.5	80	50000	A	50	1
PL-CORE AC-2000-827 1)	≤3	19	80	50000	A	50	2
PL-CORE AC-2000-830 1)	≤3	19	80	50000	A	50	2
PL-CORE AC-2000-840 1)	≤3	19	80	50000	A	50	2

1) For current photometric data and important safety, installation and application information, go to www.osram.com/led-systems / All the technical parameters apply to the entire module. In view of the complex manufacturing process for light-emitting diodes, the specified typical values for the technical LED parameters are merely statistical values that do not necessarily correspond to the actual technical parameters of an individual product; individual products may vary from the typical values.

Product features

- LED light engine with integrated driver
- Light-emitting surface, diameter, mounting holes positioning according to Zhaga Book 3
- Poke-in wire connection (no special connector required)
- Available with luminous flux: 800 lm, 2,000 lm
- System efficacy: up to 82 lm/W
- Color temperature: 2,700 K, 3,000 K or 4,000 K
- Color rendering index R_a: typ. 83
- Maximum housing temperature: 80 °C at T_c point
- Initial color consistency: < 3 SDCM
- Power factor: > 0.95

Product benefits

- Connect directly to 220…240 V AC mains voltage for class 1 luminaires
- No external driver required
- Allows very compact luminaire designs
- Simplified logistics as no external driver or special cables are required
- Enhanced safety thanks to protective cover glass and reversible thermal shutdown
- Easy to integrate due to compatibility with Zhaga Book 3 heat sinks and reflectors
- Reduced luminaire cost thanks to cheaper light engine and less housing material
- Uniform chip-on-board technology with great homogeneity, no diffuser required

Areas of application

- Spotlighting in shops
- Down- and wall lighting in offices, corridors, meeting rooms, workplaces
- Decorative and functional lighting in the hospitality industry

References / Links

For more information on the multi-level guarantee and the terms and conditions of the guarantee, visit www.osram.com/system-guarantee

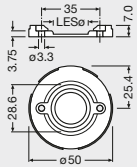

1



5 Year OSRAM Guarantee*

Product name	GTIN (EAN)	W	A	lm	lm/W	K	Ra
PL-CORE-Z5-1100-835[1)]	4052899952812	11.50	0.30	1100	130	3500	≥80
PL-CORE-Z5-1100-840[1)]	4052899952829	11.50	0.30	1100	130	4000	≥80
PL-CORE-Z5-1100-927[1)]	4052899952799	11.50	0.30	1100	115	2700	≥90
PL-CORE-Z5-1100-930[1)]	4052899952805	11.50	0.30	1100	115	3000	≥90
PL-CORE-Z5-2000-827[1)]	4052899322431	16.30	0.36	2000	124	2700	≥80
PL-CORE-Z5-2000-830[1)]	4052899322509	15.20	0.34	2000	131	3000	≥80
PL-CORE-Z5-2000-835[1)]	4052899322547	14.20	0.32	2000	140	3500	≥80
PL-CORE-Z5-2000-840[1)]	4052899322585	13.70	0.31	2000	146	4000	≥80
PL-CORE-Z5-2000-930[1)]	4052899322622	21.20	0.45	2080	98	3000	≥90
PL-CORE-Z5-3000-827[1)]	4052899322660	24.60	0.55	3000	123	2700	≥80
PL-CORE-Z5-3000-830[1)]	4052899322684	23.10	0.52	3000	130	3000	≥80
PL-CORE-Z5-3000-835[1)]	4052899322707	21.60	0.49	3000	139	3500	≥80
PL-CORE-Z5-3000-840[1)]	4052899322745	20.60	0.47	3000	146	4000	≥80
PL-CORE-Z5-3000-930[1)]	4052899322783	31.10	0.67	3000	101	3000	≥90
PL-CORE-Z5-4500-930[1)]	4052899322806	50.90	1.14	4500	92	3000	≥90
PL-CORE-Z5-5000-827[1)]	4052899322844	45.20	1.04	5000	111	2700	≥80
PL-CORE-Z5-5000-830[1)]	4052899322868	42.70	0.99	5000	117	3000	≥80
PL-CORE-Z5-5000-835[1)]	4052899322882	39.80	0.93	5000	126	3500	≥80
PL-CORE-Z5-5000-840[1)]	4052899322905	37.80	0.89	5000	132	4000	≥80

Product name	Initial SDCM	LES ∅	T_c	t [h]			No.
PL-CORE-Z5-1100-835[1)]	≤3	9	100	50000	A+	20	1
PL-CORE-Z5-1100-840[1)]	≤3	9	100	50000	A+	20	1
PL-CORE-Z5-1100-927[1)]	≤3	9	100	50000	A+	20	1
PL-CORE-Z5-1100-930[1)]	≤3	9	100	50000	A+	20	1
PL-CORE-Z5-2000-827[1)]	≤3	19	90	60000	A+	20	1
PL-CORE-Z5-2000-830[1)]	≤3	19	90	60000	A+	20	1
PL-CORE-Z5-2000-835[1)]	≤3	19	90	60000	A+	20	1
PL-CORE-Z5-2000-840[1)]	≤3	19	90	60000	A+	20	1
PL-CORE-Z5-2000-930[1)]	≤3	19	90	60000	A+	20	1
PL-CORE-Z5-3000-827[1)]	≤3	19	90	60000	A+	20	1
PL-CORE-Z5-3000-830[1)]	≤3	19	90	60000	A+	20	1
PL-CORE-Z5-3000-835[1)]	≤3	19	90	60000	A+	20	1
PL-CORE-Z5-3000-840[1)]	≤3	19	90	60000	A+	20	1
PL-CORE-Z5-3000-930[1)]	≤3	19	90	60000	A+	20	1
PL-CORE-Z5-4500-930[1)]	≤3	19	90	60000	A+	20	1
PL-CORE-Z5-5000-827[1)]	≤3	19	90	60000	A+	20	1
PL-CORE-Z5-5000-830[1)]	≤3	19	90	60000	A+	20	1
PL-CORE-Z5-5000-835[1)]	≤3	19	90	60000	A+	20	1
PL-CORE-Z5-5000-840[1)]	≤3	19	90	60000	A+	20	1

1) Modules perfectly matched to OSRAM OPTOTRONIC® LED drivers (see relevant table) / For current photometric data and important safety, installation and application information, go to www.osram.com/led-systems / All the technical parameters apply to the entire module. In view of the complex manufacturing process for light-emitting diodes, the specified typical values for the technical LED parameters are merely statistical values that do not necessarily correspond to the actual technical parameters of an individual product; individual products may vary from the typical values.

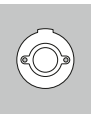

Product features

- Spot module with standardized interfaces
- Complete portfolio with varying luminous flux, color temperature, color rendering
- Available with color temperature: 2,700 K, 3,000 K, 3,500 K or 4,000 K
- High module efficacy: up to 146 lm/W at T_p = 65 °C
- Connection via spring-type terminal with stranded and solid wires
- Chip technology from OSRAM Opto Semiconductors
- CE-marked and UL-listed
- Reversible shutdown on module or thermal derating with OTi DALI
- Lifetime (L80/B50): 60,000 hours (temperature at T_c point = 65 °C), except 1100 lumens: 50,000 hours

Product benefits

- Easy integration (one reflector for three different luminous fluxes, Zhaga-conform)
- Protection against overheating via reversible thermally triggered shutdown
- Easy cooling due to optimized efficiency and high maximum operation temperature
- Easy upgrade from PrevaLED® Core Z4 thanks to identical housing
- Optimized luminous efficacy compared to Z4 version
- High driver flexibility allows cost-effective and intelligent systems
- LEDset2 reduces luminaire design effort when combined with OTi DALI drivers
- 5-year guarantee

Areas of application

- Spotlighting in shops and retail
- Down- and wall lighting in offices, corridors, meeting rooms, workplaces
- Decorative and functional lighting in hospitality, hotels, restaurants
- Functional lighting in public and commercial buildings

Equipment / Accessories

- System matches to OPTOTRONIC® OTe, OT FIT, OTi DALI control gears

References / Links

For more information on the multi-level guarantee and the terms and conditions of the guarantee, visit www.osram.com/system-guarantee

PrevaLED® Cube AC DALI
Light engines and modules for spotlights, downlights and wall-mounted luminaires

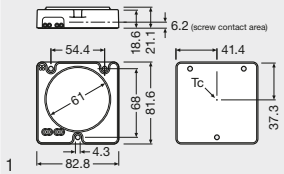

1



3 Year OSRAM Guarantee*

DALI

Product name	GTIN (EAN)	W	V	λ	lm	lm/W	K	Ra
PL-CUBE-AC-1100-830-G3 DALI 1)	4052899318106	11.6	230	> 0.90	1100	95	3000	>80
PL-CUBE-AC-1100-840-G3 DALI 1)	4052899318199	11.6	230	> 0.90	1100	95	4000	>80
PL-CUBE-AC-2000-830-G3 DALI 1)	4052899318069	19.2	230	> 0.90	2000	104	3000	>80
PL-CUBE-AC-2000-840-G3 DALI 1)	4052899318083	19.2	230	> 0.90	2000	104	4000	>80
PL-CUBE-AC-3000-830-G3 DALI 1)	4052899318120	30.7	230	> 0.90	3000	98	3000	>80
PL-CUBE-AC-3000-840-G3 DALI 1)	4052899318151	30.7	230	> 0.90	3000	98	4000	>80

Product name	Initial SDCM		Tc	t [h]				No.
PL-CUBE-AC-1100-830-G3 DALI 1)	≤3	110	90	50000	Yes	A+	20	1
PL-CUBE-AC-1100-840-G3 DALI 1)	≤3	110	90	50000	Yes	A+	20	1
PL-CUBE-AC-2000-830-G3 DALI 1)	≤3	110	90	50000	Yes	A+	20	1
PL-CUBE-AC-2000-840-G3 DALI 1)	≤3	110	90	50000	Yes	A+	20	1
PL-CUBE-AC-3000-830-G3 DALI 1)	≤3	110	90	50000	Yes	A	20	1
PL-CUBE-AC-3000-840-G3 DALI 1)	≤3	110	90	50000	Yes	A	20	1

1) For current photometric data and important safety, installation and application information, go to www.osram.com/led-systems / All the technical parameters apply to the entire module. In view of the complex manufacturing process for light-emitting diodes, the specified typical values for the technical LED parameters are merely statistical values that do not necessarily correspond to the actual technical parameters of an individual product; individual products may vary from the typical values.

Product features
- Dimming range (DALI): 1…100 %
- Dimensions of DALI version identical to on/off version
- Mains-voltage-driven LED engine
- Integrated control gear
- Diameter of light-emitting surface: 61 mm
- Common mechanic and photometric interfaces
- Initial color consistency: < 3 SDCM
- Lifetime (L70/B50): 50,000 h (temperature at T_c point = 70 °C)

Product benefits
- Easy dimming installations due to Touch DIM® and corridor function
- Easy connection to AC mains power and DALI interface
- Enables low-cost and compact luminaire designs
- Low profile
- Future-proof dimensions for reliable designs
- Near Lambertian light distribution at 110° beam angle for high quality of light
- Protection against overheating due to thermal derating

Areas of application
- Hospitality, hotels, restaurants
- Public and commercial buildings
- Offices
- Corridors
- Shops
- Secondary rooms, garages, storerooms, cellars

References / Links
For more information on the multi-level guarantee and the terms and conditions of the guarantee, visit www.osram.com/system-guarantee

PrevaLED® Cube AC G3
Light engines and modules for spotlights, downlights and wall-mounted luminaires

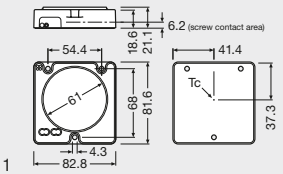

1



3 Year OSRAM Guarantee*

Product name	GTIN (EAN)	W	V	λ	lm	lm/W	K	Ra
PL-CUBE-AC-G3-1100-830 1)	4052899952690	11.30	230	>90	1100	97	3000	>80
PL-CUBE-AC-G3-1100-840 1)	4052899952706	11.30	230	>90	1100	97	4000	>80
PL-CUBE-AC-G3-2000-830 1)	4052899952713	18.80	230	>90	2000	106	3000	>80
PL-CUBE-AC-G3-2000-840 1)	4052899952720	18.80	230	>90	2000	106	4000	>80
PL-CUBE-AC-G3-3000-830 1)	4052899952737	30.40	230	>90	3000	99	3000	>80
PL-CUBE-AC-G3-3000-840 1)	4052899952744	30.40	230	>90	3000	99	4000	>80

Product name	Initial SDCM		Tc	t[h]			No.
PL-CUBE-AC-G3-1100-830 1)	≤3	110	90	50000	A+	20	1
PL-CUBE-AC-G3-1100-840 1)	≤3	110	90	50000	A+	20	1
PL-CUBE-AC-G3-2000-830 1)	≤3	110	90	50000	A+	20	1
PL-CUBE-AC-G3-2000-840 1)	≤3	110	90	50000	A+	20	1
PL-CUBE-AC-G3-3000-830 1)	≤3	110	90	50000	A	20	1
PL-CUBE-AC-G3-3000-840 1)	≤3	110	90	50000	A	20	1

1) For current photometric data and important safety, installation and application information, go to www.osram.com/led-systems / All the technical parameters apply to the entire module. In view of the complex manufacturing process for light-emitting diodes, the specified typical values for the technical LED parameters are merely statistical values that do not necessarily correspond to the actual technical parameters of an individual product; individual products may vary from the typical values.

Product features
- Mains-voltage-driven LED engine
- Integrated control gear
- Diameter of light-emitting surface: 61 mm
- Common mechanic and photometric interfaces
- Initial color consistency: < 3 SDCM
- Lifetime (L70/B50): 50,000 h (temperature at T_c point = 70 °C)

Product benefits
- Enables low-cost and compact luminaire designs
- Low profile
- Future-proof dimensions for reliable designs
- Near Lambertian light distribution at 110° beam angle for high quality of light
- Protection against overheating due to thermal derating

Areas of application
- Suitable for diffuser and reflector luminaires
- Hospitality, hotels, restaurants
- Public and commercial buildings
- Offices
- Secondary rooms, garages, storerooms, cellars

References / Links
For more information on the multi-level guarantee and the terms and conditions of the guarantee, visit www.osram.com/system-guarantee

PrevaLED® Cube G3
Light engines and modules for spotlights, downlights and wall-mounted luminaires

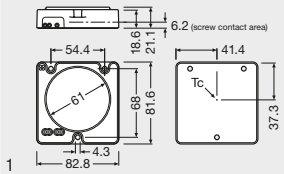

1



5 Year OSRAM Guarantee*

Product name	GTIN (EAN)	W	A	lm	lm/W	K	Ra
PL-CUBE-1100-830-G3[1)]	4052899338562	8.30	0.375	1100	135	3000	>80
PL-CUBE-1100-840-G3[1)]	4052899338586	8.30	0.375	1100	135	4000	>80
PL-CUBE-2000-830-G3[1)]	4052899338609	14.90	0.453	2000	135	3000	>80
PL-CUBE-2000-840-G3[1)]	4052899338623	14.90	0.453	2000	135	4000	>80
PL-CUBE-3000-830-G3[1)]	4052899338647	23.30	0.698	3000	130	3000	>80
PL-CUBE-3000-840-G3[1)]	4052899338661	23.30	0.698	3000	130	4000	>80

Product name	Initial SDCM		Tc	t [h]			No.
PL-CUBE-1100-830-G3[1)]	≤3	110	90	50000	A++	20	1
PL-CUBE-1100-840-G3[1)]	≤3	110	90	50000	A++	20	1
PL-CUBE-2000-830-G3[1)]	≤3	110	90	50000	A++	20	1
PL-CUBE-2000-840-G3[1)]	≤3	110	90	50000	A++	20	1
PL-CUBE-3000-830-G3[1)]	≤3	110	90	50000	A+	20	1
PL-CUBE-3000-840-G3[1)]	≤3	110	90	50000	A+	20	1

1) Modules perfectly matched to OSRAM OPTOTRONIC® LED drivers (see relevant table) / For current photometric data and important safety, installation and application information, go to www.osram.com/led-systems / All the technical parameters apply to the entire module. In view of the complex manufacturing process for light-emitting diodes, the specified typical values for the technical LED parameters are merely statistical values that do not necessarily correspond to the actual technical parameters of an individual product; individual products may vary from the typical values.

Product features
- Consistent white light: < 3 SDCM
- Temperature at T_p point (according to IEC/PAS 62717): 75 °C
- Diameter of light-emitting surface: 61 mm
- Lifetime (L70/B50): 50,000 h (temperature at T_c point = 75 °C)
- Common mechanic and optical connection for standard heat sinks and reflectors
- LEDset2 interface for operation with OTi DALI drivers
- Current setting and thermal shutdown via LEDset2 interface

Product benefits
- Low height for compact luminaire designs
- Near Lambertian light distribution at 110° beam angle for high quality of light
- Robust design for easy thermal management and long lifetime

Areas of application
- Suitable for diffuser and reflector luminaires
- Hospitality, hotels, restaurants
- Public and commercial buildings
- Offices
- Secondary rooms, garages, storerooms, cellars

References / Links
For more information on the multi-level guarantee and the terms and conditions of the guarantee, visit www.osram.com/system-guarantee

PrevaLED® COIN 50 AC G1
Light engines and modules for spotlights, downlights and wall-mounted luminaires

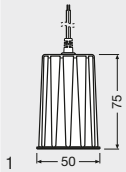

1



3 Year OSRAM Guarantee*

Product name	GTIN (EAN)	W	V	λ	lm	lm/W	K	Ra
PL-CN 50AC-650-830-24-G1 [1]	4052899276727	8.2	230	>0.90	650	79	3000	≥80
PL-CN 50AC-650-830-40-G1 [1]	4052899276765	8.2	230	>0.90	650	79	3000	≥80
PL-CN 50AC-650-840-24-G1 [1]	4052899276741	8.2	230	>0.90	720	88	4000	≥80
PL-CN 50AC-650-840-40-G1 [1]	4052899276789	8.2	230	>0.90	720	88	4000	≥80
PL-CN 50AC-800-830-24-G1 [1]	4052899276604	9.2	230	>0.90	800	87	3000	≥80
PL-CN 50AC-800-830-40-G1 [1]	4052899276642	9.2	230	>0.90	800	87	3000	≥80
PL-CN 50AC-800-830-60-G1 [1]	4052899276680	9.2	230	>0.90	800	87	3000	≥80
PL-CN 50AC-800-840-24-G1 [1]	4052899276628	9.2	230	>0.90	835	90	4000	≥80
PL-CN 50AC-800-840-40-G1 [1]	4052899276666	9.2	230	>0.90	835	90	4000	≥80
PL-CN 50AC-800-840-60-G1 [1]	4052899276703	9.2	230	>0.90	835	90	4000	≥80

Product name	Initial SDCM		cd			No.
PL-CN 50AC-650-830-24-G1 [1]	≤4	24	2535	A+	12	1
PL-CN 50AC-650-830-40-G1 [1]	≤4	40	1300	A+	12	1
PL-CN 50AC-650-840-24-G1 [1]	≤4	24	2810	A+	12	1
PL-CN 50AC-650-840-40-G1 [1]	≤4	40	1440	A+	12	1
PL-CN 50AC-800-830-24-G1 [1]	≤4	24	3120	A+	12	1
PL-CN 50AC-800-830-40-G1 [1]	≤4	40	1600	A+	12	1
PL-CN 50AC-800-830-60-G1 [1]	≤4	60	720	A+	12	1
PL-CN 50AC-800-840-24-G1 [1]	≤4	24	3255	A+	12	1
PL-CN 50AC-800-840-40-G1 [1]	≤4	40	1670	A+	12	1
PL-CN 50AC-800-840-60-G1 [1]	≤4	60	750	A+	12	1

1) For current photometric data and important safety, installation and application information, go to www.osram.com/led-systems / All the technical parameters apply to the entire module. In view of the complex manufacturing process for light-emitting diodes, the specified typical values for the technical LED parameters are merely statistical values that do not necessarily correspond to the actual technical parameters of an individual product; individual products may vary from the typical values.

Product features
- Integrated driver, heat sink and lens optics
- Fits into most existing traditional MR16 luminaires
- Available with 24°, 40° or 60° beam angle
- Versions with different luminous fluxes and different color temperatures available
- Dimmable (with suitable phase-cut dimmers)
- IP44-protected module
- Lifetime (L70/B50): 35,000 hours (temperature at T_c point = 73 °C)

Product benefits
- Easy and quick design-in for luminaire manufacturers
- Turn-key solution for projects

Areas of application
- Shop lighting
- Shopping centers
- Exhibition halls
- Museums

References / Links
For more information on the multi-level guarantee and the terms and conditions of the guarantee, visit www.osram.com/system-guarantee

PrevaLED® COIN 111 AC G1
Light engines and modules for spotlights, downlights and wall-mounted luminaires

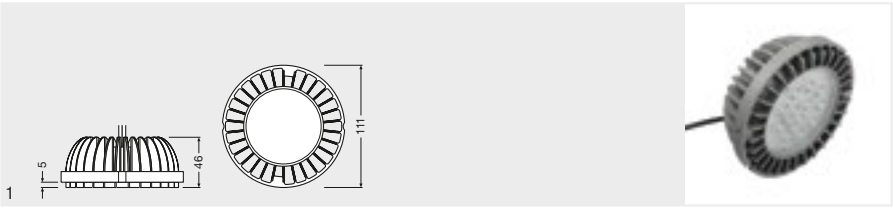

1

Product name	GTIN (EAN)	W	V	λ	lm	lm/W	K
PL-CN 111AC-1200-830 24 G1 [1)]	4052899165533	14.0	230	>0.90	1250	81	3000
PL-CN 111AC-1200-830 40 G1 [1)]	4052899165618	14.0	230	>0.90	1250	81	3000
PL-CN 111AC-1200-840 24 G1 [1)]	4052899165557	14.0	230	>0.90	1350	87	4000
PL-CN 111AC-1200-840 40 G1 [1)]	4052899165632	14.0	230	>0.90	1350	87	4000
PL-CN 111AC-1800-830 24 G1 [1)]	4052899165571	22.0	230	>0.90	1850	82	3000
PL-CN 111AC-1800-830 40 G1 [1)]	4052899165656	22.0	230	>0.90	1850	82	3000
PL-CN 111AC-1800-840 24 G1 [1)]	4052899165595	22.0	230	>0.90	1950	87	4000
PL-CN 111AC-1800-840 40 G1 [1)]	4052899165670	22.0	230	>0.90	1950	87	4000

Product name	R_a	Initial SDCM		cd		
PL-CN 111AC-1200-830 24 G1 [1)]	≥80	≤4	24	4350	A	12
PL-CN 111AC-1200-830 40 G1 [1)]	≥80	≤4	40	2250	A	12
PL-CN 111AC-1200-840 24 G1 [1)]	≥80	≤4	24	4700	A	12
PL-CN 111AC-1200-840 40 G1 [1)]	≥80	≤4	40	2400	A	12
PL-CN 111AC-1800-830 24 G1 [1)]	≥80	≤4	24	6450	A	12
PL-CN 111AC-1800-830 40 G1 [1)]	≥80	≤4	40	3300	A	12
PL-CN 111AC-1800-840 24 G1 [1)]	≥80	≤4	24	6800	A	12
PL-CN 111AC-1800-840 40 G1 [1)]	≥80	≤4	40	3500	A	12

1) For current photometric data and important safety, installation and application information, go to www.osram.com/led-systems / All the technical parameters apply to the entire module. In view of the complex manufacturing process for light-emitting diodes, the specified typical values for the technical LED parameters are merely statistical values that do not necessarily correspond to the actual technical parameters of an individual product; individual products may vary from the typical values.

3 Year OSRAM Guarantee*

Product features
- Integrated driver, heat sink and lens optics
- Fits into most existing traditional R111 luminaires
- Available with 24° or 40° beam angle
- Versions with different luminous fluxes and different color temperatures available
- Lifetime (L70/B50): 35,000 h (temperature at T_c point = 68 °C)

Product benefits
- Easy and quick design-in for luminaire manufacturers
- Turn-key solution for projects

Areas of application
- LED replacement for high-intensity discharge lamps up to 35 W
- Shop lighting
- Shopping centers
- Exhibition halls
- Museums

References / Links
For more information on the multi-level guarantee and the terms and conditions of the guarantee, visit www.osram.com/system-guarantee

PrevaLED® COIN 50 G2
Light engines and modules for spotlights, downlights and wall-mounted luminaires

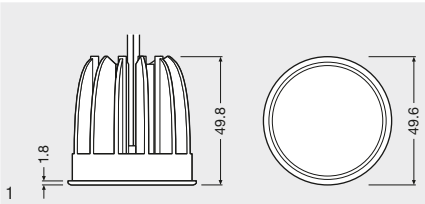

1



5 Year OSRAM Guarantee*

Product name	GTIN (EAN)	W	A	lm	lm/W	K	Ra
PL-CN50-900-927-24D-G2 1)	4052899324145	10.70	0.35	830	78	2700	≥90
PL-CN50-900-930-24D-G2 1)	4052899324169	10.70	0.35	830	78	3000	≥90
PL-CN50-900-940-24D-G2 1)	4052899324183	10.70	0.35	900	84	4000	≥90
PL-CN50-900-927-40D-G2 1)	4052899324206	10.70	0.35	830	78	2700	≥90
PL-CN50-900-930-40D-G2 1)	4052899324220	10.70	0.35	830	78	3000	≥90
PL-CN50-900-940-40D-G2 1)	4052899324275	10.70	0.35	900	84	4000	≥90
PL-CN50-1200-827-24D-G2 1)	4052899324299	10.70	0.35	1010	94	2700	≥80
PL-CN50-1200-830-24D-G2 1)	4052899324343	10.70	0.35	1100	103	3000	≥80
PL-CN50-1200-840-24D-G2 1)	4052899324367	10.70	0.35	1200	112	4000	≥80
PL-CN50-1200-827-40D-G2 1)	4052899324381	10.70	0.35	1010	94	2700	≥80
PL-CN50-1200-830-40D-G2 1)	4052899324404	10.70	0.35	1010	103	3000	≥80
PL-CN50-1200-840-40D-G2 1)	4052899324428	10.70	0.35	1200	112	4000	≥80
PL-CN50-1400-827-24D-G2 1)	4052899324442	12.80	0.35	1230	96	2700	≥80
PL-CN50-1400-830-24D-G2 1)	4052899324466	12.80	0.35	1340	105	3000	≥80
PL-CN50-1400-840-24D-G2 1)	4052899324480	12.80	0.35	1460	114	4000	≥80
PL-CN50-1400-827-40D-G2 1)	4052899324503	12.80	0.35	1230	96	2700	≥80
PL-CN50-1400-830-40D-G2 1)	4052899324527	12.80	0.35	1340	105	3000	≥80
PL-CN50-1400-840-40D-G2 1)	4052899324541	12.80	0.35	1460	114	4000	≥80

Product name	Initial SDCM	°	cd			No.
PL-CN50-900-927-24D-G2 1)	≤3	24	3320	A	20	1
PL-CN50-900-930-24D-G2 1)	≤3	24	3320	A	20	1
PL-CN50-900-940-24D-G2 1)	≤3	24	3600	A	20	1
PL-CN50-900-927-40D-G2 1)	≤3	40	1660	A	20	1
PL-CN50-900-930-40D-G2 1)	≤3	40	1660	A	20	1
PL-CN50-900-940-40D-G2 1)	≤3	40	1800	A+	20	1
PL-CN50-1200-827-24D-G2 1)	≤3	24	4040	A+	20	1
PL-CN50-1200-830-24D-G2 1)	≤3	24	4400	A+	20	1
PL-CN50-1200-840-24D-G2 1)	≤3	24	4800	A+	20	1
PL-CN50-1200-827-40D-G2 1)	≤3	40	2020	A+	20	1
PL-CN50-1200-830-40D-G2 1)	≤3	40	2200	A+	20	1
PL-CN50-1200-840-40D-G2 1)	≤3	40	2400	A+	20	1
PL-CN50-1400-827-24D-G2 1)	≤3	24	4920	A+	20	1
PL-CN50-1400-830-24D-G2 1)	≤3	24	5360	A+	20	1
PL-CN50-1400-840-24D-G2 1)	≤3	24	5840	A+	20	1
PL-CN50-1400-827-40D-G2 1)	≤3	40	2460	A+	20	1
PL-CN50-1400-830-40D-G2 1)	≤3	40	2680	A+	20	1
PL-CN50-1400-840-40D-G2 1)	≤3	40	2920	A+	20	1

1) Modules perfectly matched to OSRAM OPTOTRONIC® LED drivers (see relevant table) / For current photometric data and important safety, installation and application information, go to www.osram.com/led-systems / All the technical parameters apply to the entire module. In view of the complex manufacturing process for light-emitting diodes, the specified typical values for the technical LED parameters are merely statistical values that do not necessarily correspond to the actual technical parameters of an individual product; individual products may vary from the typical values.

Product features

- Fits into most existing traditional MR16 luminaires
- Available with 24° or 40° beam angle
- Versions with different luminous fluxes and different color temperatures available
- Cable length: 500 mm, suitable for 1.6 mm²/AWG 22 wires
- Color rendering index R_a: typ. 92 or typ. 83 (depending on version)
- Module efficacy: up to 112 lm/W
- High color consistency: 4 SDCM
- Temperature at T_p point (according to IEC 62717): 75 °C
- Maximum temperature at T_c: 95 °C (according to IEC 62717)
- Lifetime (L70/B50): 50,000 h (temperature at T_c = 75 °C)

Product benefits

- Best luminous efficacy in combination with OPTOTRONIC® constant current LED drivers
- Easy and quick design-in for luminaire manufacturers
- High luminous flux
- Easy installation thanks to wiring with only two cables

Areas of application

- Shops
- Display cabinet lighting
- Shelf lighting
- Elevators
- Hospitality, hotels, restaurants
- Corridors

References / Links

For more information on the multi-level guarantee and the terms and conditions of the guarantee, visit www.osram.com/system-guarantee



PrevaLED® COIN 111 G2
Light engines and modules for spotlights, downlights and wall-mounted luminaires

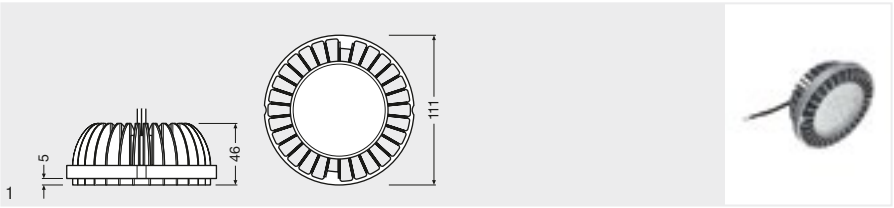

1

5 Year OSRAM Guarantee*

Product name	GTIN (EAN)	W	A	lm	lm/W	K
PL-CN111-1500-927-24D-G2[1)]	4052899323735	17.3	0.70	1430	83	2700
PL-CN111-1500-930-24D-G2[1)]	4052899323797	17.3	0.70	1430	83	3000
PL-CN111-1500-940-24D-G2[1)]	4052899323810	17.3	0.70	1560	90	4000
PL-CN111-1500-927-40D-G2[1)]	4052899323834	17.3	0.70	1430	83	2700
PL-CN111-1500-930-40D-G2[1)]	4052899323858	17.3	0.70	1430	83	3000
PL-CN111-1500-940-40D-G2[1)]	4052899323872	17.3	0.70	1560	90	4000
PL-CN111-2400-827-24D-G2[1)]	4052899323896	21.6	0.70	2100	97	2700
PL-CN111-2400-830-24D-G2[1)]	4052899323919	21.6	0.70	2300	106	3000
PL-CN111-2400-840-24D-G2[1)]	4052899323933	21.6	0.70	2500	116	4000
PL-CN111-2400-827-40D-G2[1)]	4052899323957	21.6	0.70	2100	97	2700
PL-CN111-2400-830-40D-G2[1)]	4052899323971	21.6	0.70	2300	106	3000
PL-CN111-2400-840-40D-G2[1)]	4052899323995	21.6	0.70	2500	116	4000
PL-CN111-3600-827-24D-G2[1)]	4052899324015	32.1	1.05	3180	99	2700
PL-CN111-3600-830-24D-G2[1)]	4052899324039	32.1	1.05	3470	108	3000
PL-CN111-3600-840-24D-G2[1)]	4052899324053	32.1	1.05	3780	118	4000
PL-CN111-3600-827-40D-G2[1)]	4052899324077	32.1	1.05	3180	99	2700
PL-CN111-3600-830-40D-G2[1)]	4052899324091	32.1	1.05	3470	108	3000
PL-CN111-3600-840-40D-G2[1)]	4052899324121	32.1	1.05	3780	118	4000

Product name	R_a	Initial SDCM	°	cd			No.
PL-CN111-1500-927-24D-G2[1)]	≥90	≤4	24	5150	A	12	1
PL-CN111-1500-930-24D-G2[1)]	≥90	≤4	24	5150	A	12	1
PL-CN111-1500-940-24D-G2[1)]	≥90	≤4	24	5620	A	12	1
PL-CN111-1500-927-40D-G2[1)]	≥90	≤4	40	2570	A	12	1
PL-CN111-1500-930-40D-G2[1)]	≥90	≤4	40	2570	A	12	1
PL-CN111-1500-940-40D-G2[1)]	≥90	≤4	40	2810	A	12	1
PL-CN111-2400-827-24D-G2[1)]	≥80	≤4	24	7560	A+	12	1
PL-CN111-2400-830-24D-G2[1)]	≥80	≤4	24	8280	A+	12	1
PL-CN111-2400-840-24D-G2[1)]	≥80	≤4	24	5000	A+	12	1
PL-CN111-2400-827-40D-G2[1)]	≥80	≤4	40	3780	A+	12	1
PL-CN111-2400-830-40D-G2[1)]	≥80	≤4	40	4140	A+	12	1
PL-CN111-2400-840-40D-G2[1)]	≥80	≤4	40	4500	A+	12	1
PL-CN111-3600-827-24D-G2[1)]	≥80	≤4	24	10800	A+	12	1
PL-CN111-3600-830-24D-G2[1)]	≥80	≤4	24	11880	A+	12	1
PL-CN111-3600-840-24D-G2[1)]	≥80	≤4	24	12960	A+	12	1
PL-CN111-3600-827-40D-G2[1)]	≥80	≤4	40	5400	A+	12	1
PL-CN111-3600-830-40D-G2[1)]	≥80	≤4	40	5940	A+	12	1
PL-CN111-3600-840-40D-G2[1)]	≥80	≤4	40	6480	A+	12	1

1) Modules perfectly matched to OSRAM OPTOTRONIC® LED drivers (see relevant table) / For current photometric data and important safety, installation and application information, go to www.osram.com/led-systems / All the technical parameters apply to the entire module. In view of the complex manufacturing process for light-emitting diodes, the specified typical values for the technical LED parameters are merely statistical values that do not necessarily correspond to the actual technical parameters of an individual product; individual products may vary from the typical values.

Product features

— Fits into most existing traditional R111 luminaires
— Available with 24° or 40° beam angle
— Versions with different luminous fluxes and different color temperatures available
— Cable length: 500 mm, suitable for 1.6 mm²/AWG 22 wires
— Color rendering index R_a: typ. 92 or typ. 83 (depending on version)
— Module efficacy: up to 115 lm/W
— High color consistency: 4 SDCM
— Maximum temperature at T_c: 85 °C (according to IEC 62717)
— Lifetime (L70/B50): 50,000 h (temperature at T_c = 75 °C)

Product benefits

— High luminous flux
— Easy installation thanks to wiring with only two cables
— Best luminous efficacy in combination with OPTOTRONIC® constant current LED drivers
— Easy and quick design-in for luminaire manufacturers

Areas of application

— Spot and track light luminaires
— Chain stores, retail shops
— Shopping centers
— Exhibition halls
— Museums

References / Links

For more information on the multi-level guarantee and the terms and conditions of the guarantee, visit www.osram.com/system-guarantee



PrevaLED® Flat AC
Light engines and modules for spotlights, downlights and wall-mounted luminaires

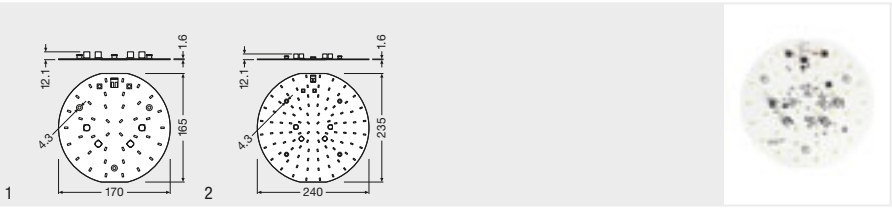

1 2

3 Year OSRAM Guarantee*

Product name	GTIN (EAN)	W	V	λ	lm	lm/W	K	Ra
PL-FLAT-AC-G1 1500-830[1)]	4052899157811	13.60	230	> 0.90	1500	110	3000	>80
PL-FLAT-AC-G1 1500-840[1)]	4052899157804	12.50	230	> 0.90	1500	120	4000	>80
PL-FLAT-AC-G1 2300-830[1)]	4052899157828	20.80	230	> 0.90	2300	113	3000	>80
PL-FLAT-AC-G1 2500-840[1)]	4052899157835	20.50	230	> 0.90	2500	123	4000	>80

Product name	Initial SDCM		T_c	t [h]			No.
PL-FLAT-AC-G1 1500-830[1)]	≤3	112	85	50000	A+	20	1
PL-FLAT-AC-G1 1500-840[1)]	≤3	112	85	50000	A+	20	1
PL-FLAT-AC-G1 2300-830[1)]	≤3	112	85	50000	A+	20	2
PL-FLAT-AC-G1 2500-840[1)]	≤3	112	85	50000	A+	20	2

1) For current photometric data and important safety, installation and application information, go to www.osram.com/led-systems / All the technical parameters apply to the entire module. In view of the complex manufacturing process for light-emitting diodes, the specified typical values for the technical LED parameters are merely statistical values that do not necessarily correspond to the actual technical parameters of an individual product; individual products may vary from the typical values.

Product features
- Designed for wall and ceiling luminaires with diffuse light distribution
- Low-cost LED replacement of CFL wall and ceiling luminaires
- Driver integrated on LED board
- Available diameter: 170 mm, 240 mm
- Available with color temperature: 3,000 K or 4,000 K
- Available with luminous flux: 1,500 lm, 2,300 lm, 2,500 lm
- Lifetime (L70/B50): 50,000 hours (temperature at T_c point = 75 °C)

Product benefits
- Touch protection accessory for simple and safe use in existing luminaires
- High reliability
- Easy to use
- Optimized design for simple thermal management
- Enables thin and efficient luminaire designs
- High quality of light thanks to low modulation

Areas of application
- Corridors
- Stairways
- Landings
- Hallways

References / Links
For more information on the multi-level guarantee and the terms and conditions of the guarantee, visit www.osram.com/system-guarantee

PrevaLED® Flat AC C-EM
Light engines and modules for spotlights, downlights and wall-mounted luminaires

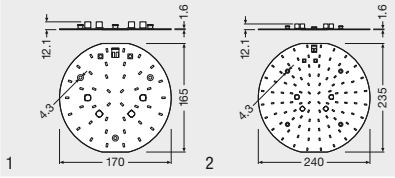



Product name	GTIN (EAN)	W	V	λ	lm	lm/W	K	Ra
PL-FLAT-AC-G1 1500-830 C-EM [1]	4052899938250	13.60	230	> 0.90	1500	110	3000	>80
PL-FLAT-AC-G1 1500-840 C-EM [1]	4052899938267	12.50	230	> 0.90	1500	120	4000	>80
PL-FLAT-AC-G1 2300-830 C-EM [1]	4052899938274	20.50	230	> 0.90	2300	112	3000	>80
PL-FLAT-AC-G1 2500-840 C-EM [1]	4052899938281	20.50	230	> 0.90	2500	122	4000	>80

Product name	Initial SDCM		T_c	t [h]			No.
PL-FLAT-AC-G1 1500-830 C-EM	≤3	112	85	50000	A+	20	1
PL-FLAT-AC-G1 1500-840 C-EM	≤3	112	85	50000	A+	20	1
PL-FLAT-AC-G1 2300-830 C-EM	≤3	112	85	50000	A++	20	2
PL-FLAT-AC-G1 2500-840 C-EM	≤3	112	85	50000	A++	20	2

1) For current photometric data and important safety, installation and application information, go to www.osram.com/led-systems / All the technical parameters apply to the entire module. In view of the complex manufacturing process for light-emitting diodes, the specified typical values for the technical LED parameters are merely statistical values that do not necessarily correspond to the actual technical parameters of an individual product; individual products may vary from the typical values.

3 Year OSRAM Guarantee*

Product features
- Designed for wall and ceiling luminaires with diffuse light distribution
- Low-cost LED replacement of CFL wall and ceiling luminaires
- Driver integrated on LED board
- Available diameter: 170 mm, 240 mm
- Available with color temperature: 3,000 K or 4,000 K
- Available with luminous flux: 1,500 lm, 2,300 lm, 2,500 lm
- Lifetime (L70/B50): 50,000 h (temperature at T_c point = 75 °C)

Product benefits
- Touch protection accessory for simple and safe use in existing luminaires
- High reliability
- Easy to use
- Optimized design for simple thermal management
- Enables thin and efficient luminaire designs
- High quality of light thanks to low modulation

Areas of application
- Corridors
- Stairways
- Landings
- Hallways
- Luminaires for emergency lighting with central battery according to IEC 60598-2-22

References / Links
For more information on the multi-level guarantee and the terms and conditions of the guarantee, visit www.osram.com/system-guarantee

PrevaLED® Flat AC L-EM
Light engines and modules for spotlights, downlights and wall-mounted luminaires

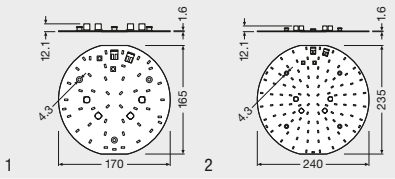



3 Year OSRAM Guarantee*

Product name	GTIN (EAN)	W	V	λ	lm	lm/W	K	Ra
PL-FLAT-AC-G1 1500-830 L-EM [1]	4052899167117	15	230	> 0.90	1500	110	3000	>80
PL-FLAT-AC-G1 1500-840 L-EM [1]	4052899167322	15	230	> 0.90	1500	120	4000	>80
PL-FLAT-AC-G1 2300-830 L-EM [1] [2]	4052899167346	25	230	> 0.90	2300	113	3000	>80
PL-FLAT-AC-G1 2500-840 L-EM [1] [2]	4052899167360	25	230	> 0.90	2500	123	4000	>80

Product name	Initial SDCM		T_c	t [h]			No.
PL-FLAT-AC-G1 1500-830 L-EM [1]	≤3	112	85	50000	A+	20	1
PL-FLAT-AC-G1 1500-840 L-EM [1]	≤3	112	85	50000	A+	20	1
PL-FLAT-AC-G1 2300-830 L-EM [1] [2]	≤3	112	85	50000	A+	20	2
PL-FLAT-AC-G1 2500-840 L-EM [1] [2]	≤3	112	85	50000	A+	20	2

1) For current photometric data and important safety, installation and application information, go to www.osram.com/led-systems / All the technical parameters apply to the entire module. In view of the complex manufacturing process for light-emitting diodes, the specified typical values for the technical LED parameters are merely statistical values that do not necessarily correspond to the actual technical parameters of an individual product; individual products may vary from the typical values.
2) In development, data preliminary

Product features
- Separate LED circuit for operation on local emergency lighting driver
- Designed for wall and ceiling luminaires with diffuse light distribution
- Low-cost LED replacement of CFL wall and ceiling luminaires
- Driver integrated on LED board
- Available diameter: 170 mm, 240 mm
- Available with color temperature: 3,000 K or 4,000 K
- Available with luminous flux: 1,500 lm, 2,300 lm, 2,500 lm
- Lifetime (L70/B50): 50,000 hours (temperature at T_c point = 75 °C)

Product benefits
- Touch protection accessory for simple and safe use in existing luminaires
- High reliability
- Easy to use
- Optimized design for simple thermal management
- Enables thin and efficient luminaire designs
- High quality of light thanks to low modulation

Areas of application
- Corridors
- Stairways
- Landings
- Hallways
- Emergency lighting for single battery systems

References / Links
For more information on the multi-level guarantee and the terms and conditions of the guarantee, visit www.osram.com/system-guarantee

DRAGONpuck®
Light engines and modules for spotlights, downlights and wall-mounted luminaires

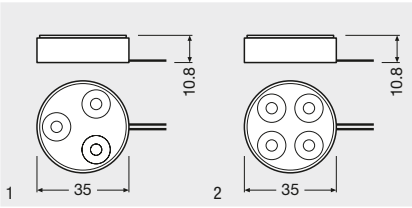



Product name	GTIN (EAN)	W	A	lm	lm/W	K	Ra
DP35-W4F-7-827 [1]	4008321976161	6.90	0.7	440	72	2700	≥80
DP35-W4F-7-857 [1]	4008321976185	6.90	0.7	530	87	5700	≥80
DP35-W4F-9-827 [1]	4008321976208	9.20	0.7	660	73	2700	≥80
DP35-W4F-9-857 [1]	4008321976222	9.20	0.7	800	87	5700	≥80

Product name	°	cd			No.
DP35-W4F-7-827 [1]	36	1000	A+	16	1
DP35-W4F-7-857 [1]	36	1200	A+	16	1
DP35-W4F-9-827 [1]	36	1330	A	16	2
DP35-W4F-9-857 [1]	36	1600	A+	16	2

1) Modules perfectly matched to OSRAM OPTOTRONIC® LED drivers (see relevant table) / For current photometric data and important safety, installation and application information, go to www.osram.com/led-systems / All the technical parameters apply to the entire module. In view of the complex manufacturing process for light-emitting diodes, the specified typical values for the technical LED parameters are merely statistical values that do not necessarily correspond to the actual technical parameters of an individual product; individual products may vary from the typical values.

Product features
- Integrated 36° optics
- For series connection
- Two-core connecting cable (200 mm) with open cable ends
- M3 screw fixing

Product benefits
- Low maintenance costs thanks to a lifetime of up to 50,000 h
- Dimmable by pulse width modulation (PWM)
- 5-year guarantee

Areas of application
- Shops
- Light source for furniture luminaires
- Hotels
- Restaurants

Equipment / Accessories
- Heat sink CPDPHS

References / Links
For more information on the multi-level guarantee and the terms and conditions of the guarantee, visit www.osram.com/system-guarantee

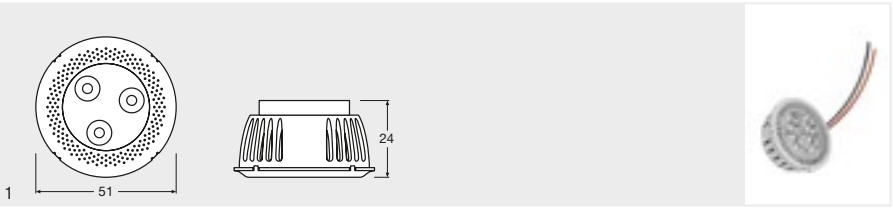

Product name	GTIN (EAN)	W	lm	lm/W	K	Ra
CP51-W4F-8-827 1)	4008321975881	7.50	500	60	2700	≥80

Product name	°	cd			No.
CP51-W4F-8-827 1)	36	900	A	20	1

1) Modules perfectly matched to OSRAM OPTOTRONIC® LED drivers (see relevant table) / For current photometric data and important safety, installation and application information, go to www.osram.com/led-systems / All the technical parameters apply to the entire module. In view of the complex manufacturing process for light-emitting diodes, the specified typical values for the technical LED parameters are merely statistical values that do not necessarily correspond to the actual technical parameters of an individual product; individual products may vary from the typical values.

Product features
- Fits into standard MR16 luminaires
- Luminous intensity comparable to that of halogen lamps MR16 (20 W, 35 W, 50 W)
- Integrated optics and heat sink
- High-quality aluminum housing
- For parallel connection
- Three-core connecting cable with a length of 500 mm
- Module efficacy: up to 71 lm/W

Product benefits
- Low maintenance costs thanks to a lifetime of up to 50,000 h

Areas of application
- Shop lighting
- Hotels
- Restaurants
- Furniture luminaires

References / Links
For more information on the multi-level guarantee and the terms and conditions of the guarantee, visit www.osram.com/system-guarantee

DRAGONeye® G2
Light engines and modules for spotlights, downlights and wall-mounted luminaires

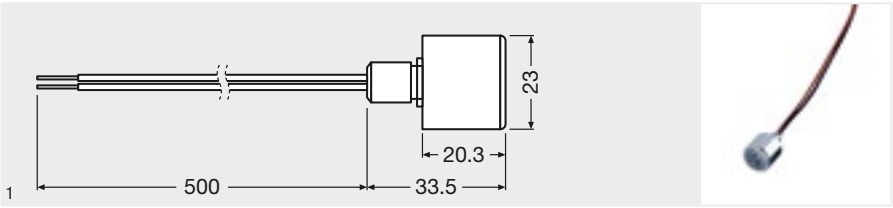

Product name	GTIN (EAN)	W	A	lm	lm/W	K	Ra
DE1-W4F-830 [1]	4052899043053	1.10	0.35	88	80	3000	80
DE1-W4F-850 [1]	4052899042872	1.10	0.35	106	96	5000	80

Product name	°	cd			No.
DE1-W4F-830 [1]	15	1080	A++	264	1
DE1-W4F-850 [1]	15	1300	A++	264	1

1) Modules perfectly matched to OSRAM OPTOTRONIC® LED drivers (see relevant table) / For current photometric data and important safety, installation and application information, go to www.osram.com/led-systems / All the technical parameters apply to the entire module. In view of the complex manufacturing process for light-emitting diodes, the specified typical values for the technical LED parameters are merely statistical values that do not necessarily correspond to the actual technical parameters of an individual product; individual products may vary from the typical values.

Product features
- Type of protection IP65 according to DIN EN 60529
- The modules can only be connected in series
- Two-core connecting cable (500 mm)

Product benefits
- Metal package for optimum heat removal
- Integrated M10x1.5 thread for simple installation
- No additional heat sink required
- Dimmable by pulse width modulation (PWM)
- Narrow beam angle for use as a spot source
- Perfect centering thanks to flange on the floor of the casing (diameter 12 mm)
- Low maintenance costs thanks to a lifetime of up to 70,000 h
- 5-year guarantee

Areas of application
- For accent, orientation or route lighting
- Shelf and furniture lighting
- Suitable for outdoor use

References / Links
For more information on the multi-level guarantee and the terms and conditions of the guarantee, visit www.osram.com/system-guarantee

PrevaLED® Core – Accessories

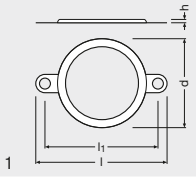



Product name	GTIN (EAN)	l [mm]	l1 [mm]	d [mm]	h [mm]		No.
PL CORE TOUCH P	4052899933637	41	35	27.6	1.2	2400	1

Product features
- Protective cover glass for Core modules with LES 19
- Double-coated glass for very high efficacy

PrevaLED® Cube + Cube AC – Accessories

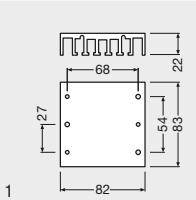



Product name	GTIN (EAN)	l [mm]	b [mm]	h [mm]		No.
PL-CUBE-ADP	4052899055599	82.8	81.6	21.5	20	1

Product features
- Mechanical adapter for raising PrevaLED® Cube and Cube AC to standard height

PrevaLED® Flat AC – Accessories

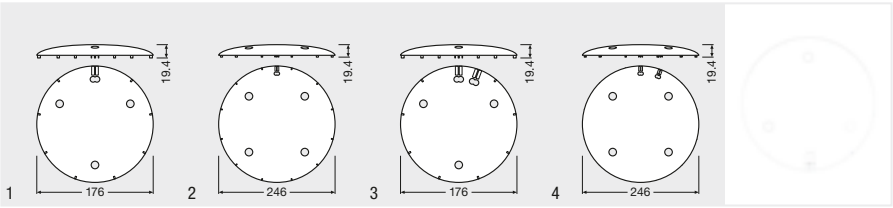

Product name	GTIN (EAN)	h [mm]	d [mm]		No.
PL-FLTP 170	4052899157842	19.4	176	20	1
PL-FLTP 240	4052899157859	19.4	246	20	2
PL-FLTP 170 L-EM	4052899167384	19.4	176	20	3
PL-FLTP 240 L-EM	4052899167407	19.4	246	20	4
PL-FLTP 170 SL [1)]	4052899194038	19.4	176	20	1
PL-FLTP 240 SL [1)]	4052899194052	19.4	246	20	2

1) Compatible with PrevaLED® Flat AC C-EM

Areas of application

— Touch protection accessory for PrevaLED® Flat AC G1 for all versions available

Flexible LED modules – Summary of portfolio





Flexible LED modules – adaptable designs and brilliant light scenarios

LINEARlight FLEX® modules are ideal for the accentuation of building areas or for highlighting products. The pliable and splittable LED continuous lighting strips can for example provide accent lighting for bar counters or restaurants, can illuminate handrails in stairways or display goods especially well in retail shelving.

Further ideal applications are cove lighting and the accentuation of facades.

The LED modules are extremely flat and can therefore be simply installed in tight spaces.

If they are combined with seamless lighting strips, then longer lengths can be continuously illuminated without shadows.

Product benefits LINEARlight FLEX® LED modules overall

- Flexible and splittable LED strip
- Seamless light without shadowing
- Dimmable (PWM)
- Self-adhesive backing for simple mounting on many surfaces



LINEARlight FLEX® specific benefits

- Luminous flux up to 4,000 lm/m
- Luminous efficacy up to 140 lm/W
- Fine white binning (3-step MacAdam ellipse)
- Lifespan up to 60,000 h
- 5-year guarantee *



LINEARlight FLEX® Protect specific benefits

- Attractive design
- Sealed electronics
- IP67 type of protection
- High-performance silicone for extremely long life and pliability
- Highly UV-resistant
- Salt-mist-resistant
- Simple connection with pre-assembled plug
- Luminous flux up to 1,400 lm/m



VALUE Flex specific benefits

- Simple connection with pre-assembled cable
- Modules available with IP66 type of protection
- Dimmable
- Fine white binning (4-step MacAdam ellipse)
- 3-year guarantee *

* For conditions and details, go to www.osram.com/system-guarantee

OPTOTRONIC®

Product reference	GTIN (EAN)	Interface for dimming	IP	Interface
OPTOTRONIC® OT 6/200-240/24 CE	4008321113269		IP65	
OPTOTRONIC® OT 8/200-240/24	4008321040169		IP20	
OPTOTRONIC® OT 20/220-240/24	4050300618111		IP20	
OPTOTRONIC® OT 30/220-240/24 P	4052899043497		IP66	
OPTOTRONIC® OT 50/220-240/24	4052899905566		IP20	
OPTOTRONIC® OT 50/220…240/24 P	4052899043510		IP66	
OPTOTRONIC® OT 75/220-240/24	4050300817477		IP20	
OPTOTRONIC® OT 80/220-240/24 P	4008321981684		IP67	
OPTOTRONIC® OT 120/220-240/24 P	4008321981707		IP67	
OPTOTRONIC® OT 240/220-240/24 P	4008321981721		IP67	
OPTOTRONIC® OT EASY 60 II	4008321187796	▪	IP20	EASY
OPTOTRONIC® OT EASY 80	4008321808363	▪	IP20	EASY
OPTOTRONIC® OTi DALI 75/220-240/24 1-4 CH	4008321371560	▪	IP20	DALI
OPTOTRONIC® OT 80/220-240/24 DIM P	4008321981677	▪	IP67	1…10 V
OPTOTRONIC® OT 120/220-240/24 DIM P	4008321981691	▪	IP67	1…10 V
OPTOTRONIC® OT 240/220-240/24 DIM P	4008321981714	▪	IP67	1…10 V

LINEARlight FLEX® POWER 3000 G3
Flexible LED modules for professional and industrial applications



Product name	GTIN (EAN)	V	W METER	K		lm METER	
LF3000-G3-820-XX [1) 2)]	4052899952911	24	28.9	2000	white	2500	120
LF3000-G3-824-XX [1) 2)]	4052899952928	24	28.9	2400	white	3000	120
LF3000-G3-827-XX [1) 2)]	4052899952935	24	23.7	2700	white	3000	120
LF3000-G3-830-XX [1) 2)]	4052899952942	24	23.7	3000	white	3000	120
LF3000-G3-840-XX [1) 2)]	4052899952959	24	21.8	4000	white	3000	120
LF3000-G3-850-XX [1) 2)]	4052899952966	24	21.8	5000	white	3000	120
LF3000-G3-865-XX [1) 2)]	4052899952973	24	21.8	6500	white	3000	120
LF3000-G3-927-XX [1) 2)]	4052899963948	24	28.9	2700	white	2700	120
LF3000-G3-930-XX [1) 2)]	4052899963955	24	28.9	3000	white	3000	120
LF3000-G3-940-XX [1) 2)]	4052899963962	24	26.5	4000	white	3000	120
LF3000-G3-SW30-XX [1) 2)]	4052899963979	24	tbd	3000	white	3000	120
LF3000-G3-SW40-XX [1) 2)]	4052899963986	24	tbd	4000	white	3000	120

Product name	METER		
LF3000-G3-820-XX [1) 2)]	70	A	8
LF3000-G3-824-XX [1) 2)]	70	A+	8
LF3000-G3-827-XX [1) 2)]	70	A+	8
LF3000-G3-830-XX [1) 2)]	70	A+	8
LF3000-G3-840-XX [1) 2)]	70	A++	8
LF3000-G3-850-XX [1) 2)]	70	A++	8
LF3000-G3-865-XX [1) 2)]	70	A++	8
LF3000-G3-927-XX [1) 2)]	70	A+	8
LF3000-G3-930-XX [1) 2)]	70	A+	8
LF3000-G3-940-XX [1) 2)]	70	A+	8
LF3000-G3-SW30-XX [1) 2)]	70	tbd	8
LF3000-G3-SW40-XX [1) 2)]	70	tbd	8

1) Modules perfectly matched to OSRAM OPTOTRONIC® LED drivers (see relevant table) / For current photometric data and important safety, installation and application information, go to www.osram.com/led-systems / All the technical parameters apply to the entire module. In view of the complex manufacturing process for light-emitting diodes, the specified typical values for the technical LED parameters are merely statistical values that do not necessarily correspond to the actual technical parameters of an individual product; individual products may vary from the typical values.
2) In development, data preliminary / Available from summer 2016 (planned)

Product features
- Flexible and cuttable LED strip
- Luminous flux: up to 3,000 lm/m
- Module efficacy: up to 138 lm/W
- Dimmable
- Fine White (3 steps MacAdam)

Product benefits
- Large selection of light colors
- Great design freedom thanks to flexibility and cuttability of module
- Simple mounting and connection
- Toolless connection with the optional CONNECTsystem
- Easy mounting on many smooth surfaces thanks to self-adhesive tape at the back
- High luminous flux
- Extraordinary design and high-quality materials

Areas of application
- Architectural lighting
- Cove lighting
- Ceiling integration

Equipment / Accessories
- Simplified connection with optional matching CONNECTsystem
- Quick installation with optional SLIM TRACK System
- Perfectly matched to OPTOTRONIC® 24 V LED drivers

LINEARlight FLEX® POWER 2000 G3
Flexible LED modules for professional and industrial applications



Product name	GTIN (EAN)	V	W	W METER	K		lm METER
LF2000-G3-820-04 1) 2)	4052899952980	24	71.5	17.9	2000	white	1650
LF2000-G3-824-04 1) 2)	4052899952997	24	71.5	17.9	2400	white	2000
LF2000-G3-827-04 1) 2)	4052899953000	24	59.8	15.0	2700	white	2000
LF2000-G3-830-04 1) 2)	4052899953017	24	59.8	15.0	3000	white	2000
LF2000-G3-840-04 1) 2)	4052899953024	24	54.5	13.6	4000	white	2000
LF2000-G3-850-04 1) 2)	4052899953031	24	54.5	13.6	5000	white	2000
LF2000-G3-865-04 1) 2)	4052899953048	24	54.5	13.6	6500	white	2000
LF2000-G3-927-04 1) 2)	4052899963993	24	71.5	17.9	2700	white	1800
LF2000-G3-930-04 1) 2)	4052899964006	24	71.5	17.9	3000	white	2000
LF2000-G3-940-04 1) 2)	4052899964013	24	65.3	16.3	4000	white	2000
LF2000-G3-SW30-04 1) 2)	4052899964020	24	tbd	tbd	3000	white	2000
LF2000-G3-SW40-04 1) 2)	4052899964037	24	tbd	tbd	4000	white	2000

Product name	lm MODULE		lm METER		
LF2000-G3-820-04 1) 2)	6600	120	70	A+	8
LF2000-G3-824-04 1) 2)	8000	120	70	A+	8
LF2000-G3-827-04 1) 2)	8000	120	70	A++	8
LF2000-G3-830-04 1) 2)	8000	120	70	A++	8
LF2000-G3-840-04 1) 2)	8000	120	70	A++	8
LF2000-G3-850-04 1) 2)	8000	120	70	A++	8
LF2000-G3-865-04 1) 2)	8000	120	70	A++	8
LF2000-G3-927-04 1) 2)	7200	120	70	A+	8
LF2000-G3-930-04 1) 2)	8000	120	70	A+	8
LF2000-G3-940-04 1) 2)	8000	120	70	A+	8
LF2000-G3-SW30-04 1) 2)	8000	120	70	tbd	8
LF2000-G3-SW40-04 1) 2)	8000	120	70	tbd	8

1) Modules perfectly matched to OSRAM OPTOTRONIC® LED drivers (see relevant table) / For current photometric data and important safety, installation and application information, go to www.osram.com/led-systems / All the technical parameters apply to the entire module. In view of the complex manufacturing process for light-emitting diodes, the specified typical values for the technical LED parameters are merely statistical values that do not necessarily correspond to the actual technical parameters of an individual product; individual products may vary from the typical values.
2) In development, data preliminary / Available from summer 2016 (planned)

Product features
- Flexible and cuttable LED strip
- Luminous flux: up to 2,000 lm/m
- Module efficacy: up to 147 lm/W
- Dimmable
- Fine White (3 steps MacAdam)

Product benefits
- Large selection of light colors
- Great design freedom thanks to flexibility and cuttability of module
- Simple mounting and connection
- Toolless connection with the optional CONNECTsystem
- Easy mounting on many smooth surfaces thanks to self-adhesive tape at the back
- High luminous flux
- Extraordinary design and high-quality materials

Areas of application
- Architectural lighting
- Cove lighting
- Ceiling integration

Equipment / Accessories
- Simplified connection with optional matching CONNECTsystem
- Quick installation with optional SLIM TRACK System
- Perfectly matched to OPTOTRONIC® 24 V LED drivers

LINEARlight FLEX® POWER 1200 G3
Flexible LED modules for professional and industrial applications



Product name	GTIN (EAN)	V	W	W METER	K		lm METER
LF1200-G3-820-08 [1) 2)]	4052899953055	24	82.9	10.4	2000	white	1000
LF1200-G3-824-08 [1) 2)]	4052899953062	24	82.9	10.4	2400	white	1200
LF1200-G3-827-08 [1) 2)]	4052899953079	24	69.1	8.6	2700	white	1200
LF1200-G3-830-08 [1) 2)]	4052899953086	24	69.1	8.6	3000	white	1200
LF1200-G3-840-08 [1) 2)]	4052899953093	24	63.0	7.9	4000	white	1200
LF1200-G3-850-08 [1) 2)]	4052899953291	24	63.0	7.9	5000	white	1200
LF1200-G3-865-08 [1) 2)]	4052899953314	24	63.0	7.9	6500	white	1200
LF1200-G3-927-08 [1) 2)]	4052899953321	24	82.9	10.4	2700	white	1100
LF1200-G3-930-08 [1) 2)]	4052899953338	24	82.9	10.4	3000	white	1200
LF1200-G3-940-08 [1) 2)]	4052899953345	24	77.6	9.7	4000	white	1200
LF1200-G3-SW30-08 [1) 2)]	4052899964044	24	tbd	tbd	3000	white	1200
LF1200-G3-SW40-08 [1) 2)]	4052899964051	24	tbd	tbd	4000	white	1200

Product name	lm MODULE				
LF1200-G3-820-08 [1) 2)]	8000	120	70	A+	8
LF1200-G3-824-08 [1) 2)]	9600	120	70	A+	8
LF1200-G3-827-08 [1) 2)]	9600	120	70	A++	8
LF1200-G3-830-08 [1) 2)]	9600	120	70	A++	8
LF1200-G3-840-08 [1) 2)]	9600	120	70	A++	8
LF1200-G3-850-08 [1) 2)]	9600	120	70	A++	8
LF1200-G3-865-08 [1) 2)]	9600	120	70	A++	8
LF1200-G3-927-08 [1) 2)]	8797	120	70	A+	8
LF1200-G3-930-08 [1) 2)]	9600	120	70	A+	8
LF1200-G3-940-08 [1) 2)]	9600	120	70	A++	8
LF1200-G3-SW30-08 [1) 2)]	9600	120	70	tbd	8
LF1200-G3-SW40-08 [1) 2)]	9600	120	70	tbd	8

1) Modules perfectly matched to OSRAM OPTOTRONIC® LED drivers (see relevant table) / For current photometric data and important safety, installation and application information, go to www.osram.com/led-systems / All the technical parameters apply to the entire module. In view of the complex manufacturing process for light-emitting diodes, the specified typical values for the technical LED parameters are merely statistical values that do not necessarily correspond to the actual technical parameters of an individual product; individual products may vary from the typical values.
2) In development, data preliminary / Available from summer 2016 (planned)

Product features
- Flexible and cuttable LED strip
- Luminous flux: up to 1,200 lm/m
- Module efficacy: up to 152 lm/W
- Dimmable
- Fine White (3 steps MacAdam)

Product benefits
- Large selection of light colors
- Great design freedom thanks to flexibility and cuttability of module
- Simple mounting and connection
- Toolless connection with the optional CONNECTsystem
- Easy mounting on many smooth surfaces thanks to self-adhesive tape at the back
- Extraordinary design and high-quality materials

Areas of application
- Architectural lighting
- Cove lighting
- Ceiling integration
- Wall integration

Equipment / Accessories
- Simplified connection with optional matching CONNECTsystem
- Quick installation with optional SLIM TRACK System
- Perfectly matched to OPTOTRONIC® 24 V LED drivers

LINEARlight FLEX® ADVANCED 800 ShortPitch G3
Flexible LED modules for professional and industrial applications



Product name	GTIN (EAN)	V	W	W METER	K		lm METER
LF800S-G3-824-10 [1) 2)]	4052899953109	24	89	8.9	2400	white	800
LF800S-G3-827-10 [1) 2)]	4052899953116	24	89	8.9	2700	white	800
LF800S-G3-830-10 [1) 2)]	4052899953123	24	89	8.9	3000	white	800
LF800S-G3-840-10 [1) 2)]	4052899953130	24	96	9.6	4000	white	850
LF800S-G3-850-10 [1) 2)]	4052899953147	24	89	8.9	5000	white	850
LF800S-G3-865-10 [1) 2)]	4052899953154	24	89	8.9	6500	white	850

Product name	lm MODULE				
LF800S-G3-824-10 [1) 2)]	8000	120	120	A+	8
LF800S-G3-827-10 [1) 2)]	8000	120	120	A+	8
LF800S-G3-830-10 [1) 2)]	8000	120	120	A+	8
LF800S-G3-840-10 [1) 2)]	8500	120	120	A+	8
LF800S-G3-850-10 [1) 2)]	8500	120	120	A+	8
LF800S-G3-865-10 [1) 2)]	8500	120	120	A+	8

1) Modules perfectly matched to OSRAM OPTOTRONIC® LED drivers (see relevant table) / For current photometric data and important safety, installation and application information, go to www.osram.com/led-systems / All the technical parameters apply to the entire module. In view of the complex manufacturing process for light-emitting diodes, the specified typical values for the technical LED parameters are merely statistical values that do not necessarily correspond to the actual technical parameters of an individual product; individual products may vary from the typical values.
2) In development, data preliminary / Available from summer 2016 (planned)

Product features
- Flexible and cuttable LED strip
- Luminous flux: up to 850 lm/m
- Module efficacy: up to 96 lm/W
- Dimmable
- Fine White (3 steps MacAdam)

Product benefits
- Great design freedom thanks to flexibility and cuttability of module
- Simple mounting and connection
- Toolless connection with the optional CONNECTsystem
- Easy mounting on many smooth surfaces thanks to self-adhesive tape at the back
- Extraordinary design and high-quality materials
- Very small LED spacing

Areas of application
- Architectural lighting
- Cove lighting
- Signage, advertising and lettering
- Edge lighting
- Ceiling integration
- Wall integration
- Hand rail lighting
- Machine lighting

Equipment / Accessories
- Simplified connection with optional matching CONNECTsystem
- Quick installation with optional SLIM TRACK System
- Perfectly matched to OPTOTRONIC® 24 V LED drivers

LINEARlight FLEX® ADVANCED 400 G3
Flexible LED modules for professional and industrial applications

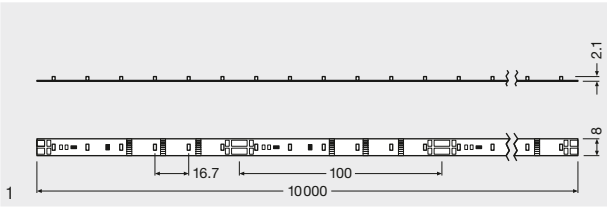



Product name	GTIN (EAN)	V	W	W METER	K		lm METER
LF400-G3-824-10 [1) 2)]	4052899965218	24	45	4.5	2400	white	415
LF400-G3-827-10 [1) 2)]	4052899953178	24	45	4.5	2700	white	415
LF400-G3-830-10 [1) 2)]	4052899953185	24	45	4.5	3000	white	415
LF400-G3-840-10 [1) 2)]	4052899953192	24	45	4.5	4000	white	415
LF400-G3-850-10 [1) 2)]	4052899953208	24	41	4.1	5000	white	400
LF400-G3-865-10 [1) 2)]	4052899953215	24	41	4.1	6500	white	400

Product name	lm MODULE		lm METER			No.
LF400-G3-824-10 [1) 2)]	4150	120	60	A++	8	1
LF400-G3-827-10 [1) 2)]	4150	120	60	A++	8	1
LF400-G3-830-10 [1) 2)]	4150	120	60	A++	8	1
LF400-G3-840-10 [1) 2)]	4150	120	60	A++	8	1
LF400-G3-850-10 [1) 2)]	4000	120	60	A++	8	1
LF400-G3-865-10 [1) 2)]	4000	120	60	A++	8	1

1) Modules perfectly matched to OSRAM OPTOTRONIC® LED drivers (see relevant table) / For current photometric data and important safety, installation and application information, go to www.osram.com/led-systems / All the technical parameters apply to the entire module. In view of the complex manufacturing process for light-emitting diodes, the specified typical values for the technical LED parameters are merely statistical values that do not necessarily correspond to the actual technical parameters of an individual product; individual products may vary from the typical values.
2) In development, data preliminary / Available from summer 2016 (planned)

Product features
- Flexible and cuttable LED strip
- Luminous flux: up to 415 lm/m
- Module efficacy: up to 98 lm/W
- Dimmable
- Fine White (3 steps MacAdam)

Product benefits
- Very long for seamless bands of light
- Great design freedom thanks to flexibility and cuttability of module
- Simple mounting and connection
- Toolless connection with the optional CONNECTsystem
- Easy mounting on many smooth surfaces thanks to self-adhesive tape at the back
- Extraordinary design and high-quality materials

Areas of application
- Architectural lighting
- Cove lighting
- Decorative applications
- Wall integration
- Hand rail lighting
- Orientation lighting
- Machine lighting

Equipment / Accessories
- Simplified connection with optional matching CONNECTsystem
- Quick installation with optional SLIM TRACK System
- Perfectly matched to OPTOTRONIC® 24 V LED drivers

LINEARlight FLEX® ADVANCED 400 Monochrome G3
Flexible LED modules for professional and industrial applications

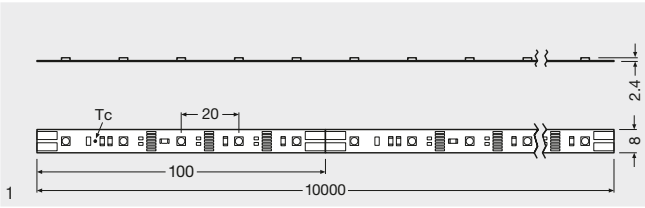



Product name	GTIN (EAN)	V	W	W METER	λ	
LF400M-G3-BL-10 [1) 2)]	4052899965225	24	72	7.2	467	blue
LF400M-G3-GR-10 [1) 2)]	4052899965232	24	49	4.9	525	green
LF400M-G3-RE-10 [1) 2)]	4052899965249	24	83	8.3	625	red
LF400M-G3-YE-10 [1) 2)]	4052899965256	24	83	8.3	587	yellow
LF400M-G3-OR-10 [1) 2)]	4052899965263	24	83	8.3	602	orange

Product name	lm METER	lm MODULE	°	METER		No.
LF400M-G3-BL-10 [1) 2)]	80	800	120	50	8	1
LF400M-G3-GR-10 [1) 2)]	180	1800	120	50	8	1
LF400M-G3-RE-10 [1) 2)]	120	1200	120	50	8	1
LF400M-G3-YE-10 [1) 2)]	110	1100	120	50	8	1
LF400M-G3-OR-10 [1) 2)]	130	1300	120	50	8	1

1) Modules perfectly matched to OSRAM OPTOTRONIC® LED drivers (see relevant table) / For current photometric data and important safety, installation and application information, go to www.osram.com/led-systems / All the technical parameters apply to the entire module. In view of the complex manufacturing process for light-emitting diodes, the specified typical values for the technical LED parameters are merely statistical values that do not necessarily correspond to the actual technical parameters of an individual product; individual products may vary from the typical values.
2) In development, data preliminary / Available from summer 2016 (planned)

Product features
- Flexible and cuttable LED strip
- Dimmable

Product benefits
- Very long for seamless bands of light
- Great design freedom thanks to flexibility and cuttability of module
- Simple mounting and connection
- Toolless connection with the optional CONNECTsystem
- Easy mounting on many smooth surfaces thanks to self-adhesive tape at the back
- Extraordinary design and high-quality materials

Areas of application
- Architectural lighting
- Signage, advertising and lettering
- Decorative applications
- Wall integration
- Orientation lighting
- Machine lighting

Equipment / Accessories
- Simplified connection with optional matching CONNECTsystem
- Quick installation with optional SLIM TRACK System
- Perfectly matched to OPTOTRONIC® 24 V LED drivers

LINEARlight FLEX® ECO 200 G3
Flexible LED modules for professional and industrial applications



Product name	GTIN (EAN)	V	W	W METER	K		lm METER
LF200-G3-824-10 1) 2)	4052899965270	24	tbd	tbd	2400	white	220
LF200-G3-827-10 1) 2)	4052899953222	24	tbd	tbd	2700	white	205
LF200-G3-830-10 1) 2)	4052899953239	24	tbd	tbd	3000	white	220
LF200-G3-840-10 1) 2)	4052899953246	24	tbd	tbd	4000	white	240
LF200-G3-865-10 1) 2)	4052899953253	24	tbd	tbd	6500	white	220

Product name	lm MODULE				
LF200-G3-824-10 1) 2)	2200	120	50	tbd	8
LF200-G3-827-10 1) 2)	2050	120	50	tbd	8
LF200-G3-830-10 1) 2)	2200	120	50	tbd	8
LF200-G3-840-10 1) 2)	2400	120	50	tbd	8
LF200-G3-865-10 1) 2)	2200	120	50	tbd	8

1) Modules perfectly matched to OSRAM OPTOTRONIC® LED drivers (see relevant table) / For current photometric data and important safety, installation and application information, go to www.osram.com/led-systems / All the technical parameters apply to the entire module. In view of the complex manufacturing process for light-emitting diodes, the specified typical values for the technical LED parameters are merely statistical values that do not necessarily correspond to the actual technical parameters of an individual product; individual products may vary from the typical values.
2) In development, data preliminary / Available from autumn 2016 (planned)

Product features
- Flexible and cuttable LED strip
- Luminous flux: up to 240 lm/m
- Dimmable
- Fine White (3 steps MacAdam)

Product benefits
- Very long for seamless bands of light
- Great design freedom thanks to flexibility and cuttability of module
- Simple mounting and connection
- Toolless connection with the optional CONNECTsystem
- Easy mounting on many smooth surfaces thanks to self-adhesive tape at the back
- Extraordinary design and high-quality materials

Areas of application
- Architectural lighting
- Signage, advertising and lettering
- Decorative applications
- Wall integration
- Orientation lighting
- Machine lighting

Equipment / Accessories
- Simplified connection with optional matching CONNECTsystem
- Quick installation with optional SLIM TRACK System
- Perfectly matched to OPTOTRONIC® 24 V LED drivers

LINEARlight FLEX® ECO 200 Monochrome G3
Flexible LED modules for professional and industrial applications

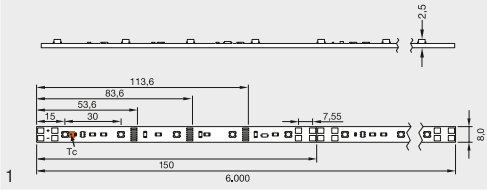

1



Product name	GTIN (EAN)	V	W	W METER	λ	
LF200M-G3-BL-06 [1) 2)]	4052899965287	24	24.5	4.1	470	blue
LF200M-G3-RE-06 [1) 2)]	4052899965294	24	36	6	625	red
LF200M-G3-GR-06 [1) 2)]	4052899965300	24	24.5	4.1	525	green
LF200M-G3-YE-06 [1) 2)]	4052899965317	24	36	6	587	yellow

Product name	lm METER	lm MODULE				No.
LF200M-G3-BL-06 [1) 2)]	40	240	120	33	8	1
LF200M-G3-RE-06 [1) 2)]	80	480	120	33	8	1
LF200M-G3-GR-06 [1) 2)]	120	720	120	33	8	1
LF200M-G3-YE-06 [1) 2)]	75	450	120	33	8	1

1) Modules perfectly matched to OSRAM OPTOTRONIC® LED drivers (see relevant table) / For current photometric data and important safety, installation and application information, go to www.osram.com/led-systems / All the technical parameters apply to the entire module. In view of the complex manufacturing process for light-emitting diodes, the specified typical values for the technical LED parameters are merely statistical values that do not necessarily correspond to the actual technical parameters of an individual product; individual products may vary from the typical values.
2) In development, data preliminary / Available from summer 2016 (planned)

Product features
- Flexible and cuttable LED strip
- Dimmable

Product benefits
- Great design freedom thanks to flexibility and cuttability of module
- Simple mounting and connection
- Toolless connection with the optional CONNECTsystem
- Easy mounting on many smooth surfaces thanks to self-adhesive tape at the back
- Extraordinary design and high-quality materials

Areas of application
- Architectural lighting
- Signage, advertising and lettering
- Decorative applications
- Wall integration
- Orientation lighting
- Machine lighting

Equipment / Accessories
- Simplified connection with optional matching CONNECTsystem
- Quick installation with optional SLIM TRACK System
- Perfectly matched to OPTOTRONIC® 24 V LED drivers

LINEARlight FLEX® 200/400 Colormix G3
Flexible LED modules for professional and industrial applications

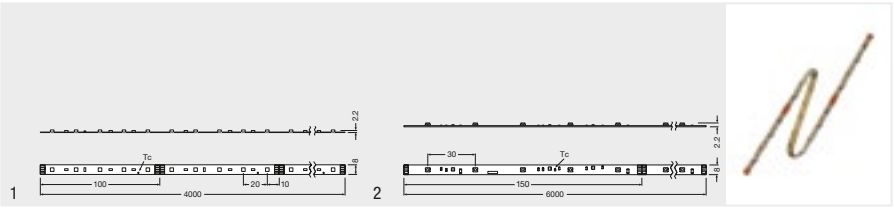

Product name	GTIN (EAN)	V	W	W METER	λ	
LF400C-G3-RGB-04 [1) 2)]	4052899965324	24	72	18.0	625/525/467	RGB
LF200C-G3-RGB-06 [1) 2)]	4052899965331	24	39	6.5	625/525/467	RGB

Product name	lm METER	lm MODULE				No.
LF400C-G3-RGB-04 [1) 2)]	420	1680	120	50	8	1
LF200C-G3-RGB-06 [1) 2)]	180	1080	120	33	8	2

1) Modules perfectly matched to OSRAM OPTOTRONIC® LED drivers (see relevant table) / For current photometric data and important safety, installation and application information, go to www.osram.com/led-systems / All the technical parameters apply to the entire module. In view of the complex manufacturing process for light-emitting diodes, the specified typical values for the technical LED parameters are merely statistical values that do not necessarily correspond to the actual technical parameters of an individual product; individual products may vary from the typical values.
2) In development, data preliminary / Available from summer 2016 (planned)

Product features
- Flexible and splittable LED strip with inline multichip RGB LEDs
- Dimmable

Product benefits
- Great design freedom thanks to flexibility and cuttability of module
- Simple mounting and connection
- Toolless connection with the optional CONNECTsystem
- Easy mounting on many smooth surfaces thanks to self-adhesive tape at the back
- Extraordinary design and high-quality materials

Areas of application
- Architectural lighting
- Cove lighting
- Signage, advertising and lettering
- Decorative applications
- Wall integration
- Orientation lighting
- Machine lighting

Equipment / Accessories
- Simplified connection with optional matching CONNECTsystem
- Quick installation with optional SLIM TRACK System
- Perfectly matched to OPTOTRONIC® 24 V LED drivers

LINEARlight FLEX® POWER Tunable White G3
Flexible LED modules for professional and industrial applications



Product name	GTIN (EAN)	V	W	W METER	K		lm METER
LF4000TW-G3-82765-02 [1) 2)]	4052899953260	24	83.2	41.6	2700-6500	tunable white	3800
LF3000TW-G3-82765-03 [1) 2)]	4052899953277	24	89.9	30.0	2700-6500	tunable white	3000
LF2000TW-G3-82765-04 [1) 2)]	4052899953284	24	74.0	18.5	2700-6500	tunable white	2000
LF1200TW-G3-82765-08 [1) 2)]	4052899953161	24	75.2	9.4	2700-6500	tunable white	1200

Product name	lm MODULE		lm METER		
LF4000TW-G3-82765-02 [1) 2)]	7600	120	160	A+	8
LF3000TW-G3-82765-03 [1) 2)]	9000	120	160	A+	8
LF2000TW-G3-82765-04 [1) 2)]	8000	120	160	A+	8
LF1200TW-G3-82765-08 [1) 2)]	9600	120	160	A++	8

1) Modules perfectly matched to OSRAM OPTOTRONIC® LED drivers (see relevant table) / For current photometric data and important safety, installation and application information, go to www.osram.com/led-systems / All the technical parameters apply to the entire module. In view of the complex manufacturing process for light-emitting diodes, the specified typical values for the technical LED parameters are merely statistical values that do not necessarily correspond to the actual technical parameters of an individual product; individual products may vary from the typical values.
2) In development, data preliminary / Available from summer 2016 (planned)

Product features
- Flexible and cuttable LED strip
- Luminous flux: up to 3,800 lm/m
- Module efficacy: up to 128 lm/W
- Dimmable
- Fine White (3.5 steps MacAdam)

Product benefits
- Great design freedom thanks to flexibility and cuttability of module
- Simple mounting and connection
- Toolless connection with the optional CONNECTsystem
- Easy mounting on many smooth surfaces thanks to self-adhesive tape at the back
- Extraordinary design and high-quality materials
- Very small LED spacing

Areas of application
- Architectural lighting
- Cove lighting
- Decorative applications
- Ceiling integration
- Wall integration

Equipment / Accessories
- Simplified connection with optional matching CONNECTsystem
- Quick installation with optional SLIM TRACK System
- Perfectly matched to OPTOTRONIC® 24 V LED drivers

LINEARlight FLEX® Protect POWER 1400 G3
Flexible LED modules for professional and industrial applications

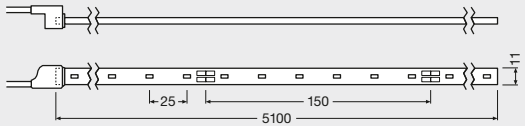

1



Product name	GTIN (EAN)	V	W	W METER	K		lm METER
LFP1400-G3-827-05 [1) 2)]	4052899965348	24	79	16	2700	white	1250
LFP1400-G3-830-05 [1) 2)]	4052899953307	24	79	16	3000	white	1250
LFP1400-G3-835-05 [1) 2)]	4052899372771	24	71	14	3500	white	1350
LFP1400-G3-842-05 [1) 2)]	4052899372795	24	71	14	4200	white	1400
LFP1400-G3-860-05 [1) 2)]	4052899372818	24	71	14	6000	white	1400
LFP1400-G3-899-05 [1) 2)]	4052899372832	24	71	14	10000	white	1400

Product name	lm MODULE		lm METER			No.
LFP1400-G3-827-05 [1) 2)]	6375	120	40	A+	8	1
LFP1400-G3-830-05 [1) 2)]	6375	120	40	A+	8	1
LFP1400-G3-835-05 [1) 2)]	6885	120	40	A+	8	1
LFP1400-G3-842-05 [1) 2)]	7140	120	40	A+	8	1
LFP1400-G3-860-05 [1) 2)]	7140	120	40	A+	8	1
LFP1400-G3-899-05 [1) 2)]	7140	120	40	A+	8	1

1) Modules perfectly matched to OSRAM OPTOTRONIC® LED drivers (see relevant table) / For current photometric data and important safety, installation and application information, go to www.osram.com/led-systems / All the technical parameters apply to the entire module. In view of the complex manufacturing process for light-emitting diodes, the specified typical values for the technical LED parameters are merely statistical values that do not necessarily correspond to the actual technical parameters of an individual product; individual products may vary from the typical values.
2) In development, data preliminary / Available from summer 2016 (planned)

Product features
- Flexible and cuttable LED strip
- IP67-protected and suitable for outdoor use
- Luminous flux: up to 1,400 lm/m
- Module efficacy: up to 100 lm/W
- Dimmable
- Fine White (3.5 steps MacAdam)

Product benefits
- Great design freedom thanks to flexibility and cuttability of module
- Simple mounting and connection
- Toolless connection with the optional CONNECTsystem
- Easy mounting on many smooth surfaces thanks to self-adhesive tape at the back
- High-performance silicone for extremely long life and flexibility
- Simple connection thanks to premounted connectors
- Extraordinary design and high-quality materials

Areas of application
- Architectural lighting
- Cove lighting
- Facade accent lighting
- Suitable for outdoor use

Equipment / Accessories
- Simplified connection with optional matching CONNECTsystem
- Quick installation with optional SLIM TRACK System
- Perfectly matched to OPTOTRONIC® 24 V LED drivers

LINEARlight FLEX® Protect ADVANCED 400/800 X G3
Flexible LED modules for professional and industrial applications

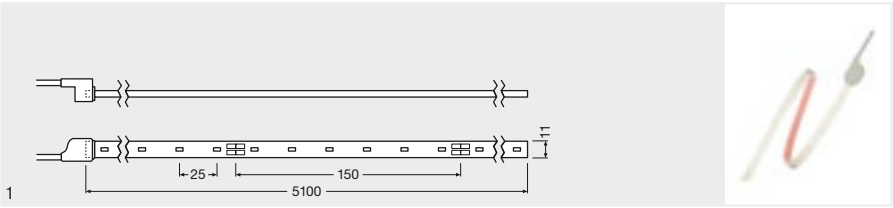

Product name	GTIN (EAN)	V	W	W METER	K		lm METER
LFP800X-G3-827-05 [1) 2)]	4052899965355	24	39	8	2700	white	700
LFP400X-G3-827-05 [1) 2)]	4052899965362	24	19	4	2700	white	350

Product name		lm MODULE		METER			No.
LFP800X-G3-827-05 [1) 2)]		3570	120	40	A+	8	1
LFP400X-G3-827-05 [1) 2)]		1785	120	40	A++	8	1

1) Modules perfectly matched to OSRAM OPTOTRONIC® LED drivers (see relevant table) / For current photometric data and important safety, installation and application information, go to www.osram.com/led-systems / All the technical parameters apply to the entire module. In view of the complex manufacturing process for light-emitting diodes, the specified typical values for the technical LED parameters are merely statistical values that do not necessarily correspond to the actual technical parameters of an individual product; individual products may vary from the typical values.
2) In development, data preliminary / Available from summer 2016 (planned)

Product features
- Flexible and cuttable LED strip
- IP67-protected and suitable for outdoor use
- Luminous flux: up to 350 & 700 lm/m
- Module efficacy: up to 92 lm/W
- Dimmable
- Fine White (3.5 steps MacAdam)

Product benefits
- Great design freedom thanks to flexibility and cuttability of module
- Simple mounting and connection
- Toolless connection with the optional CONNECTsystem
- Easy mounting on many smooth surfaces thanks to self-adhesive tape at the back
- High-performance silicone for extremely long life and flexibility
- Simple connection thanks to premounted connectors
- Extraordinary design and high-quality materials

Areas of application
- Architectural lighting
- Cove lighting
- Decorative applications
- Wall integration
- Facade accent lighting
- Suitable for outdoor use

Equipment / Accessories
- Simplified connection with optional matching CONNECTsystem
- Quick installation with optional SLIM TRACK System
- Perfectly matched to OPTOTRONIC® 24 V LED drivers

LINEARlight FLEX® Protect ADVANCED 800 ShortPitch G3
Flexible LED modules for professional and industrial applications



Product name	GTIN (EAN)	V	W	W METER	K		lm METER
LFP800S-G3-830-10 [1) 2)]	4052899953352	24	83	8.3	3000	white	760
LFP800S-G3-840-10 [1) 2)]	4052899953369	24	83	8.3	4000	white	760
LFP800S-G3-856-10 [1) 2)]	4052899953376	24	91	9.1	5600	white	820
LFP800S-G3-880-10 [1) 2)]	4052899953383	24	83	8.3	8000	white	820

Product name	lm MODULE		METER		
LFP800S-G3-830-10 [1) 2)]	7600	120	120	A+	8
LFP800S-G3-840-10 [1) 2)]	7600	120	120	A+	8
LFP800S-G3-856-10 [1) 2)]	8200	120	120	A+	8
LFP800S-G3-880-10 [1) 2)]	8200	120	120	A+	8

1) Modules perfectly matched to OSRAM OPTOTRONIC® LED drivers (see relevant table) / For current photometric data and important safety, installation and application information, go to www.osram.com/led-systems / All the technical parameters apply to the entire module. In view of the complex manufacturing process for light-emitting diodes, the specified typical values for the technical LED parameters are merely statistical values that do not necessarily correspond to the actual technical parameters of an individual product; individual products may vary from the typical values.
2) In development, data preliminary / Available from summer 2016 (planned)

Product features
- Flexible and cuttable LED strip
- IP67-protected and suitable for outdoor use
- Luminous flux: up to 820 lm/m
- Module efficacy: up to 99 lm/W
- Dimmable
- Fine White (3.5 steps MacAdam)

Product benefits
- Great design freedom thanks to flexibility and cuttability of module
- Simple mounting and connection
- Toolless connection with the optional CONNECTsystem
- Easy mounting on many smooth surfaces thanks to self-adhesive tape at the back
- High-performance silicone for extremely long life and flexibility
- Simple connection thanks to premounted connectors
- Extraordinary design and high-quality materials
- Very small LED spacing

Areas of application
- Architectural lighting
- Cove lighting
- Signage, advertising and lettering
- Furniture integration
- Edge lighting
- Wall integration
- Hand rail lighting
- Facade accent lighting
- Suitable for outdoor use

Equipment / Accessories
- Simplified connection with optional matching CONNECTsystem
- Quick installation with optional SLIM TRACK System
- Perfectly matched to OPTOTRONIC® 24 V LED drivers

LINEARlight FLEX® Protect ADVANCED 400 G3
Flexible LED modules for professional and industrial applications

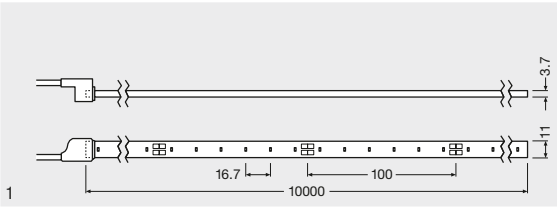

1



Product name	GTIN (EAN)	V	W	W METER	K		lm METER
LFP400-G3-830-10 [1) 2)]	4052899953390	24	42	4.2	3000	white	400
LFP400-G3-840-10 [1) 2)]	4052899953406	24	42	4.2	4000	white	400
LFP400-G3-880-10 [1) 2)]	4052899953413	24	42	4.2	8000	white	420

Product name	lm MODULE		METER			No.
LFP400-G3-830-10 [1) 2)]	4000	120	60	A++	8	1
LFP400-G3-840-10 [1) 2)]	4000	120	60	A++	8	1
LFP400-G3-880-10 [1) 2)]	4200	120	60	A++	8	1

1) Modules perfectly matched to OSRAM OPTOTRONIC® LED drivers (see relevant table) / For current photometric data and important safety, installation and application information, go to www.osram.com/led-systems / All the technical parameters apply to the entire module. In view of the complex manufacturing process for light-emitting diodes, the specified typical values for the technical LED parameters are merely statistical values that do not necessarily correspond to the actual technical parameters of an individual product; individual products may vary from the typical values.
2) In development, data preliminary / Available from summer 2016 (planned)

Product features
- Flexible and cuttable LED strip
- IP67-protected and suitable for outdoor use
- Luminous flux: up to 420 lm/m
- Module efficacy: up to 100 lm/W
- Dimmable
- Fine White (3.5 steps MacAdam)

Product benefits
- Great design freedom thanks to flexibility and cuttability of module
- Simple mounting and connection
- Toolless connection with the optional CONNECTsystem
- Easy mounting on many smooth surfaces thanks to self-adhesive tape at the back
- High-performance silicone for extremely long life and flexibility
- Simple connection thanks to premounted connectors
- Extraordinary design and high-quality materials

Areas of application
- Architectural lighting
- Cove lighting
- Decorative applications
- Furniture integration
- Wall integration
- Hand rail lighting
- Orientation lighting
- Facade accent lighting
- Suitable for outdoor use

Equipment / Accessories
- Simplified connection with optional matching CONNECTsystem
- Quick installation with optional SLIM TRACK System
- Perfectly matched to OPTOTRONIC® 24 V LED drivers

LINEARlight FLEX® Protect ADVANCED 400 Monochrome G3
Flexible LED modules for professional and industrial applications

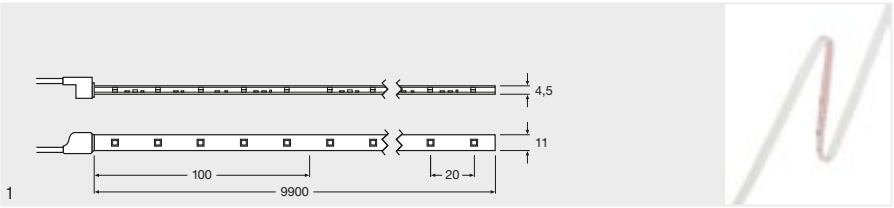

Product name	GTIN (EAN)	V	W	W METER	λ	
LFP400M-G3-BL-10 [1) 2)]	4052899953420	24	72	7.2	467	blue

Product name	lm METER	lm MODULE	∠°	METER		No.
LFP400M-G3-BL-10 [1) 2)]	80	800	120	50	8	1

1) Modules perfectly matched to OSRAM OPTOTRONIC® LED drivers (see relevant table) / For current photometric data and important safety, installation and application information, go to www.osram.com/led-systems / All the technical parameters apply to the entire module. In view of the complex manufacturing process for light-emitting diodes, the specified typical values for the technical LED parameters are merely statistical values that do not necessarily correspond to the actual technical parameters of an individual product; individual products may vary from the typical values.
2) In development, data preliminary / Available from summer 2016 (planned)

Product features
- Flexible and cuttable LED strip
- IP67-protected and suitable for outdoor use
- Dimmable

Product benefits
- Very long for seamless bands of light
- Great design freedom thanks to flexibility and cuttability of module
- Simple mounting and connection
- Toolless connection with the optional CONNECTsystem
- Easy mounting on many smooth surfaces thanks to self-adhesive tape at the back
- High-performance silicone for extremely long life and flexibility
- Simple connection thanks to premounted connectors
- Extraordinary design and high-quality materials

Areas of application
- Architectural lighting
- Signage, advertising and lettering
- Decorative applications
- Wall integration
- Orientation lighting
- Facade accent lighting
- Suitable for outdoor use

Equipment / Accessories
- Simplified connection with optional matching CONNECTsystem
- Quick installation with optional SLIM TRACK System
- Perfectly matched to OPTOTRONIC® 24 V LED drivers

LINEARlight FLEX® Protect ECO 200 G3
Flexible LED modules for professional and industrial applications



Product name	GTIN (EAN)	V	W	W METER	K		lm METER
LFP200-G3-830-10 [1) 2)]	4052899953475	24	tbd	tbd	3000	white	130
LFP200-G3-840-10 [1) 2)]	4052899953482	24	tbd	tbd	4000	white	155
LFP200-G3-860-10 [1) 2)]	4052899953499	24	tbd	tbd	6000	white	130

Product name	lm MODULE				
LFP200-G3-830-10 [1) 2)]	1300	120	33	tbd	8
LFP200-G3-840-10 [1) 2)]	1550	120	33	tbd	8
LFP200-G3-860-10 [1) 2)]	1300	120	33	tbd	8

1) Modules perfectly matched to OSRAM OPTOTRONIC® LED drivers (see relevant table) / For current photometric data and important safety, installation and application information, go to www.osram.com/led-systems / All the technical parameters apply to the entire module. In view of the complex manufacturing process for light-emitting diodes, the specified typical values for the technical LED parameters are merely statistical values that do not necessarily correspond to the actual technical parameters of an individual product; individual products may vary from the typical values.
2) In development, data preliminary / Available from autumn 2016 (planned)

Product features
- Flexible and cuttable LED strip
- IP67-protected and suitable for outdoor use
- Luminous flux: up to 155 lm/m
- Dimmable
- Fine White (3.5 steps MacAdam)

Product benefits
- Great design freedom thanks to flexibility and cuttability of module
- Simple mounting and connection
- Toolless connection with the optional CONNECTsystem
- Easy mounting on many smooth surfaces thanks to self-adhesive tape at the back
- High-performance silicone for extremely long life and flexibility
- Simple connection thanks to premounted connectors
- Extraordinary design and high-quality materials

Areas of application
- Architectural lighting
- Signage, advertising and lettering
- Decorative applications
- Furniture integration
- Wall integration
- Orientation lighting
- Facade accent lighting
- Suitable for outdoor use

Equipment / Accessories
- Simplified connection with optional matching CONNECTsystem
- Quick installation with optional SLIM TRACK System
- Perfectly matched to OPTOTRONIC® 24 V LED drivers

LINEARlight FLEX® Protect ECO 200 Monochrome G3
Flexible LED modules for professional and industrial applications

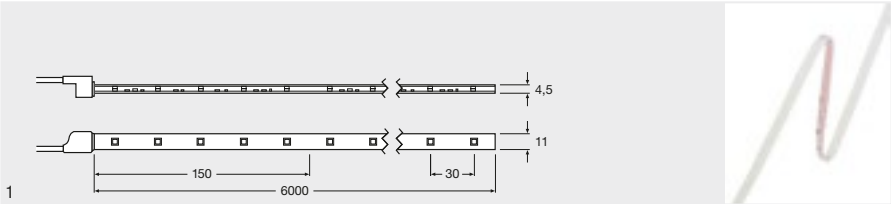

1

Product name	GTIN (EAN)	V	W	W METER	λ	
LFP200M-G3-BL-06 1) 2)	4052899965379	24	24.5	4.1	467	blue
LFP200M-G3-RE-06 1) 2)	4052899965386	24	36	6	625	red
LFP200M-G3-GR-06 1) 2)	4052899965393	24	24.5	4.1	522	green
LFP200M-G3-YE-06 1) 2)	4052899965409	24	36	6	587	yellow

Product name	Im METER	Im MODULE		METER		No.
LFP200M-G3-BL-06 1) 2)	40	240	120	33	8	1
LFP200M-G3-RE-06 1) 2)	80	480	120	33	8	1
LFP200M-G3-GR-06 1) 2)	120	720	120	33	8	1
LFP200M-G3-YE-06 1) 2)	75	450	120	33	8	1

1) Modules perfectly matched to OSRAM OPTOTRONIC® LED drivers (see relevant table) / For current photometric data and important safety, installation and application information, go to www.osram.com/led-systems / All the technical parameters apply to the entire module. In view of the complex manufacturing process for light-emitting diodes, the specified typical values for the technical LED parameters are merely statistical values that do not necessarily correspond to the actual technical parameters of an individual product; individual products may vary from the typical values.
2) In development, data preliminary / Available from summer 2016 (planned)

Product features
- Flexible and cuttable LED strip
- IP67-protected and suitable for outdoor use
- Dimmable

Product benefits
- Great design freedom thanks to flexibility and cuttability of module
- Simple mounting and connection
- Toolless connection with the optional CONNECTsystem
- Easy mounting on many smooth surfaces thanks to self-adhesive tape at the back
- High-performance silicone for extremely long life and flexibility
- Simple connection thanks to premounted connectors
- Extraordinary design and high-quality materials

Areas of application
- Architectural lighting
- Signage, advertising and lettering
- Decorative applications
- Wall integration
- Orientation lighting
- Facade accent lighting
- Suitable for outdoor use

Equipment / Accessories
- Simplified connection with optional matching CONNECTsystem
- Quick installation with optional SLIM TRACK System
- Perfectly matched to OPTOTRONIC® 24 V LED drivers

LINEARlight FLEX® Protect 200/400 Colormix G3
Flexible LED modules for professional and industrial applications

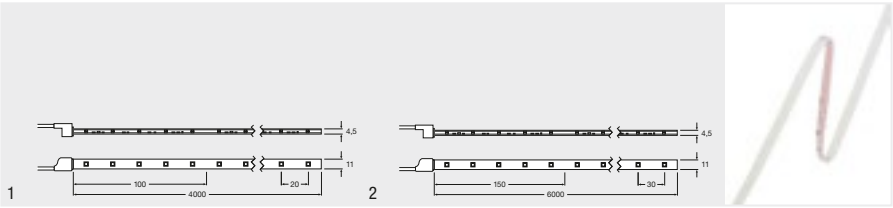

Product name	GTIN (EAN)	V	W	W METER	λ	
LFP400C-G3-RGB-04 [1) 2)]	4052899965416	24	18.0	72	625/525/467	RGB
LFP200C-G3-RGB-06 [1) 2)]	4052899965423	24	6.5	39	625/525/467	RGB

Product name	lm METER	lm MODULE	°	METER		No.
LFP400C-G3-RGB-04 [1) 2)]	435	1740	120	50	8	1
LFP200C-G3-RGB-06 [1) 2)]	180	1080	120	33	8	2

1) Modules perfectly matched to OSRAM OPTOTRONIC® LED drivers (see relevant table) / For current photometric data and important safety, installation and application information, go to www.osram.com/led-systems / All the technical parameters apply to the entire module. In view of the complex manufacturing process for light-emitting diodes, the specified typical values for the technical LED parameters are merely statistical values that do not necessarily correspond to the actual technical parameters of an individual product; individual products may vary from the typical values.
2) In development, data preliminary / Available from summer 2016 (planned)

Product features
- Flexible and splittable LED strip with inline multichip RGB LEDs
- IP67-protected and suitable for outdoor use
- Dimmable

Product benefits
- Great design freedom thanks to flexibility and cuttability of module
- Simple mounting and connection
- Toolless connection with the optional CONNECTsystem
- Easy mounting on many smooth surfaces thanks to self-adhesive tape at the back
- High-performance silicone for extremely long life and flexibility
- Simple connection thanks to premounted connectors
- Extraordinary design and high-quality materials

Areas of application
- Architectural lighting
- Cove lighting
- Signage, advertising and lettering
- Decorative applications
- Wall integration
- Orientation lighting
- Facade accent lighting
- Suitable for outdoor use

Equipment / Accessories
- Simplified connection with optional matching CONNECTsystem
- Quick installation with optional SLIM TRACK System
- Perfectly matched to OPTOTRONIC® 24 V LED drivers

LINEARlight FLEX® Diffused ADVANCED 400 TOP G3
Flexible LED modules for professional and industrial applications



Product name	GTIN (EAN)	V	W	W METER	K		lm METER
LFD400T-G1-824-06 [1) 2)]	4052899953505	24	50.4	8.4	2400	white	450
LFD400T-G1-827-06 [1) 2)]	4052899953512	24	50.4	8.4	2700	white	450
LFD400T-G1-830-06 [1) 2)]	4052899953529	24	50.4	8.4	3000	white	450
LFD400T-G1-840-06 [1) 2)]	4052899953536	24	50.4	8.4	4000	white	450
LFD400T-G1-865-06 [1) 2)]	4052899953543	24	50.4	8.4	6500	white	450

Product name	lm MODULE		
LFD400T-G1-824-06 [1) 2)]	2400	A	8
LFD400T-G1-827-06 [1) 2)]	2400	A	8
LFD400T-G1-830-06 [1) 2)]	2400	A	8
LFD400T-G1-840-06 [1) 2)]	2400	A	8
LFD400T-G1-865-06 [1) 2)]	2400	A	8

1) Modules perfectly matched to OSRAM OPTOTRONIC® LED drivers (see relevant table) / For current photometric data and important safety, installation and application information, go to www.osram.com/led-systems / All the technical parameters apply to the entire module. In view of the complex manufacturing process for light-emitting diodes, the specified typical values for the technical LED parameters are merely statistical values that do not necessarily correspond to the actual technical parameters of an individual product; individual products may vary from the typical values.
2) In development, data preliminary / Available from autumn 2016 (planned)

Product features
- Flexible and cuttable LED strip
- Diffused light output without visible LED dots
- Luminous flux: up to 450 lm/m
- Dimmable
- Fine White (3.5 steps MacAdam)

Product benefits
- Diffused light for best design integration
- Simple mounting and connection
- Toolless connection with the optional CONNECTsystem
- High-performance silicone for extremely long life and flexibility
- Extraordinary design and high-quality materials

Areas of application
- Architectural lighting
- Signage, advertising and lettering
- Decorative applications
- Furniture integration
- Ceiling integration
- Wall integration
- Hand rail lighting
- Orientation lighting
- Facade accent lighting
- Suitable for outdoor use

Equipment / Accessories
- Simplified connection with optional matching CONNECTsystem
- Quick installation with optional SLIM TRACK System
- Perfectly matched to OPTOTRONIC® 24 V LED drivers

LINEARlight FLEX® Diffused ADVANCED 400 Monochrome TOP G3
Flexible LED modules for professional and industrial applications



Product name	GTIN (EAN)	V	W	W METER		lm METER
LFD400MT-G1-BL-06 [1) 2)]	4052899953550	24	51.8	8.6	blue	60
LFD400MT-G1-GR-06 [1) 2)]	4052899953567	24	51.8	8.6	green	290
LFD400MT-G1-RE-06 [1) 2)]	4052899953574	24	51.8	8.6	red	240
LFD400MT-G1-YE-06 [1) 2)]	4052899953581	24	51.8	8.6	yellow	160
LFD400MT-G1-OR-06 [1) 2)]	4052899953598	24	51.8	8.6	orange	190

Product name	lm MODULE	
LFD400MT-G1-BL-06 [1) 2)]	360	8
LFD400MT-G1-GR-06 [1) 2)]	1740	8
LFD400MT-G1-RE-06 [1) 2)]	1440	8
LFD400MT-G1-YE-06 [1) 2)]	960	8
LFD400MT-G1-OR-06 [1) 2)]	1140	8

1) Modules perfectly matched to OSRAM OPTOTRONIC® LED drivers (see relevant table) / For current photometric data and important safety, installation and application information, go to www.osram.com/led-systems / All the technical parameters apply to the entire module. In view of the complex manufacturing process for light-emitting diodes, the specified typical values for the technical LED parameters are merely statistical values that do not necessarily correspond to the actual technical parameters of an individual product; individual products may vary from the typical values.
2) In development, data preliminary / Available from autumn 2016 (planned)

Product features
- Flexible and cuttable LED strip
- Diffused light output without visible LED dots
- Dimmable

Product benefits
- Diffused light for best design integration
- Simple mounting and connection
- Toolless connection with the optional CONNECTsystem
- High-performance silicone for extremely long life and flexibility
- Extraordinary design and high-quality materials

Areas of application
- Architectural lighting
- Signage, advertising and lettering
- Decorative applications
- Furniture integration
- Ceiling integration
- Wall integration
- Orientation lighting
- Facade accent lighting
- Suitable for outdoor use

Equipment / Accessories
- Simplified connection with optional matching CONNECTsystem
- Quick installation with optional SLIM TRACK System
- Perfectly matched to OPTOTRONIC® 24 V LED drivers

LINEARlight FLEX® Diffused ADVANCED 400 SIDE G3
Flexible LED modules for professional and industrial applications



Product name	GTIN (EAN)	V	W	W METER	K		lm METER
LFD400S-G1-824-06 [1) 2)]	4052899953604	24	50.4	8.4	2400	white	450
LFD400S-G1-827-06 [1) 2)]	4052899953611	24	50.4	8.4	2700	white	450
LFD400S-G1-830-06 [1) 2)]	4052899953628	24	50.4	8.4	3000	white	450
LFD400S-G1-840-06 [1) 2)]	4052899953635	24	50.4	8.4	4000	white	450
LFD400S-G1-865-06 [1) 2)]	4052899953642	24	50.4	8.4	6500	white	450

Product name	lm MODULE		
LFD400S-G1-824-06 [1) 2)]	2700	A	8
LFD400S-G1-827-06 [1) 2)]	2700	A	8
LFD400S-G1-830-06 [1) 2)]	2700	A	8
LFD400S-G1-840-06 [1) 2)]	2700	A	8
LFD400S-G1-865-06 [1) 2)]	2700	A	8

1) Modules perfectly matched to OSRAM OPTOTRONIC® LED drivers (see relevant table) / For current photometric data and important safety, installation and application information, go to www.osram.com/led-systems / All the technical parameters apply to the entire module. In view of the complex manufacturing process for light-emitting diodes, the specified typical values for the technical LED parameters are merely statistical values that do not necessarily correspond to the actual technical parameters of an individual product; individual products may vary from the typical values.
2) In development, data preliminary / Available from autumn 2016 (planned)

Product features
- Flexible and cuttable LED strip
- Diffused light output without visible LED dots
- Luminous flux: up to 450 lm/m
- Dimmable
- Fine White (3.5 steps MacAdam)

Product benefits
- Diffused light for best design integration
- Simple mounting and connection
- Toolless connection with the optional CONNECTsystem
- High-performance silicone for extremely long life and flexibility
- Extraordinary design and high-quality materials

Areas of application
- Architectural lighting
- Signage, advertising and lettering
- Decorative applications
- Furniture integration
- Ceiling integration
- Wall integration
- Hand rail lighting
- Orientation lighting
- Facade accent lighting
- Suitable for outdoor use

Equipment / Accessories
- Simplified connection with optional matching CONNECTsystem
- Quick installation with optional SLIM TRACK System
- Perfectly matched to OPTOTRONIC® 24 V LED drivers

LINEARlight FLEX® Diffused ADVANCED 400 Monochrome SIDE G3
Flexible LED modules for professional and industrial applications



Product name	GTIN (EAN)	V	W	W METER		lm METER
LFD400MS-G1-BL-06 [1) 2)]	4052899953659	24	51.8	8.6	blue	60
LFD400MS-G1-GR-06 [1) 2)]	4052899953666	24	51.8	8.6	green	290
LFD400MS-G1-RE-06 [1) 2)]	4052899953673	24	51.8	8.6	red	240
LFD400MS-G1-YE-06 [1) 2)]	4052899953680	24	51.8	8.6	yellow	160
LFD400MS-G1-OR-06 [1) 2)]	4052899953697	24	51.8	8.6	orange	190

Product name	lm MODULE	
LFD400MS-G1-BL-06 [1) 2)]	360	8
LFD400MS-G1-GR-06 [1) 2)]	1740	8
LFD400MS-G1-RE-06 [1) 2)]	1440	8
LFD400MS-G1-YE-06 [1) 2)]	960	8
LFD400MS-G1-OR-06 [1) 2)]	1140	8

1) Modules perfectly matched to OSRAM OPTOTRONIC® LED drivers (see relevant table) / For current photometric data and important safety, installation and application information, go to www.osram.com/led-systems / All the technical parameters apply to the entire module. In view of the complex manufacturing process for light-emitting diodes, the specified typical values for the technical LED parameters are merely statistical values that do not necessarily correspond to the actual technical parameters of an individual product; individual products may vary from the typical values.
2) In development, data preliminary / Available from autumn 2016 (planned)

Product features
- Flexible and cuttable LED strip
- Diffused light output without visible LED dots
- Dimmable

Product benefits
- Diffused light for best design integration
- Simple mounting and connection
- Toolless connection with the optional CONNECTsystem
- High-performance silicone for extremely long life and flexibility
- Extraordinary design and high-quality materials

Areas of application
- Architectural lighting
- Signage, advertising and lettering
- Decorative applications
- Furniture integration
- Ceiling integration
- Wall integration
- Orientation lighting
- Facade accent lighting
- Suitable for outdoor use

Equipment / Accessories
- Simplified connection with optional matching CONNECTsystem
- Quick installation with optional SLIM TRACK System
- Perfectly matched to OPTOTRONIC® 24 V LED drivers

VALUE Flex 1500
LED modules for semi-professional applications

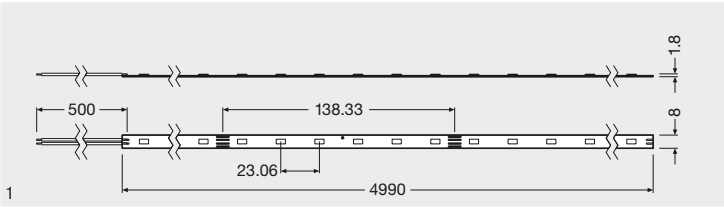



Product name	GTIN (EAN)	V	W	W METER	K	
VF1500-G1-827-05 [1]	4052899316546	24	83.5	16.7	2700	White
VF1500-G1-830-05 [1]	4052899316560	24	83.5	16.7	3000	White
VF1500-G1-840-05 [1]	4052899316584	24	83.5	16.7	4000	White
VF1500-G1-865-05 [1]	4052899316607	24	83.5	16.7	6500	White

Product name	lm METER	lm MODULE		METER			No.
VF1500-G1-827-05 [1]	1500	7500	120	44	A+	20	1
VF1500-G1-830-05 [1]	1500	7500	120	44	A+	20	1
VF1500-G1-840-05 [1]	1650	8250	120	44	A+	20	1
VF1500-G1-865-05 [1]	1650	8250	120	44	A+	20	1

1) Modules perfectly matched to OSRAM OPTOTRONIC® LED drivers (see relevant table) / For current photometric data and important safety, installation and application information, go to www.osram.com/led-systems / All the technical parameters apply to the entire module. In view of the complex manufacturing process for light-emitting diodes, the specified typical values for the technical LED parameters are merely statistical values that do not necessarily correspond to the actual technical parameters of an individual product; individual products may vary from the typical values.

Product features
- Multiply cuttable LED strip with connectors (IP20)
- Available with light color: Warm White, Cool White
- Beam angle per module: 120°
- Dimmable

Product benefits
- Energy-saving, low-power, flexible LED strip
- Easy installation with track system

Areas of application
- Hospitality
- General illumination
- Signage
- Architecture lighting
- Wall integration
- Display cabinet lighting

VALUE Flex 900
LED modules for semi-professional applications

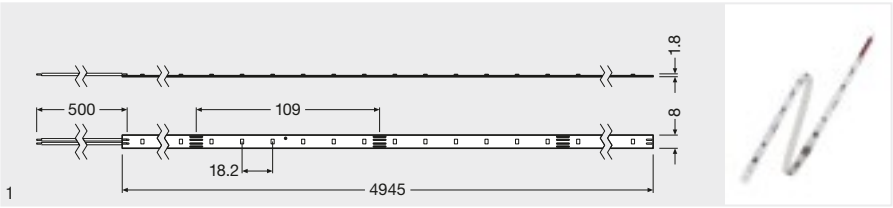

Product name	GTIN (EAN)	V	W	W METER	K	lm METER
VF900-G2-827-05 [1)]	4052899316379	24	61.2	12.2	2700	950
VF900-G2-830-05 [1)]	4052899316409	24	61.2	12.2	3000	950
VF900-G2-840-05 [1)]	4052899316423	24	61.2	12.2	4000	1100
VF900-G2-865-05 [1)]	4052899316447	24	61.2	12.2	6500	1100

Product name	lm MODULE	°	METER			No.
VF900-G2-827-05 [1)]	4750	120	54	A+	20	1
VF900-G2-830-05 [1)]	4750	120	54	A+	20	1
VF900-G2-840-05 [1)]	5500	120	54	A+	20	1
VF900-G2-865-05 [1)]	5500	120	54	A+	20	1

1) Modules perfectly matched to OSRAM OPTOTRONIC® LED drivers (see relevant table) / For current photometric data and important safety, installation and application information, go to www.osram.com/led-systems / All the technical parameters apply to the entire module. In view of the complex manufacturing process for light-emitting diodes, the specified typical values for the technical LED parameters are merely statistical values that do not necessarily correspond to the actual technical parameters of an individual product; individual products may vary from the typical values.

Product features
- Multiply cuttable LED strip with connectors (IP20)
- Available with light color: Warm White, Cool White
- Beam angle per module: 120°
- Dimmable

Product benefits
- Energy-saving, low-power, flexible LED strip
- Easy installation with track system

Areas of application
- Hospitality
- Display cabinet lighting
- Signage
- Architecture lighting
- Wall integration

VALUE Flex 600
LED modules for semi-professional applications

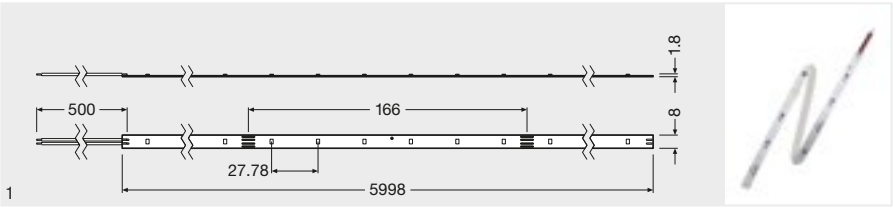

Product name	GTIN (EAN)	V	W	W METER	K	
VF600-G2-827-06 [1]	4052899316706	24	46.0	7.7	2700	White
VF600-G2-830-06 [1]	4052899316720	24	46.0	7.7	3000	White
VF600-G2-840-06 [1]	4052899316744	24	46.0	7.7	4000	White
VF600-G2-865-06 [1]	4052899316768	24	46.0	7.7	6500	White

Product name	lm METER	lm MODULE					No.
VF600-G2-827-06 [1]	600	3600	120	36	A+	20	1
VF600-G2-830-06 [1]	600	3600	120	36	A+	20	1
VF600-G2-840-06 [1]	700	4200	120	36	A+	20	1
VF600-G2-865-06 [1]	700	4200	120	36	A+	20	1

1) Modules perfectly matched to OSRAM OPTOTRONIC® LED drivers (see relevant table) / For current photometric data and important safety, installation and application information, go to www.osram.com/led-systems / All the technical parameters apply to the entire module. In view of the complex manufacturing process for light-emitting diodes, the specified typical values for the technical LED parameters are merely statistical values that do not necessarily correspond to the actual technical parameters of an individual product; individual products may vary from the typical values.

Product features
- Multiply cuttable LED strip with connectors (IP20)
- Available with light color: Warm White, Cool White
- Beam angle per module: 120°
- Dimmable

Product benefits
- Energy-saving, low-power, flexible LED strip
- Easy installation with track system

Areas of application
- Hospitality
- Display cabinet lighting
- Signage
- Architecture lighting
- Wall integration

VALUE Flex Eco
LED modules for semi-professional applications

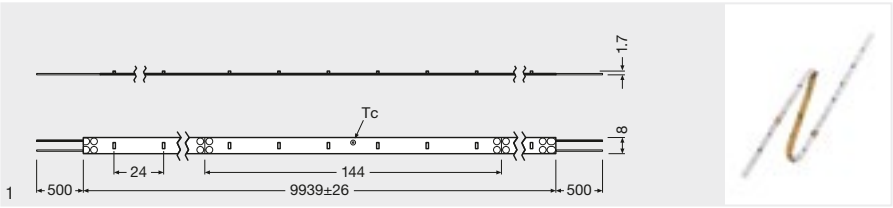

Product name	GTIN (EAN)	V	W	W METER	K		lm METER
VFEG1-FLX-300-827 [1]	4052899085176	24	41.40	4.2	2700	White	300
VFEG1-FLX-300-830 [1]	4052899085275	24	41.40	4.2	3000	White	330
VFEG1-FLX-300-865 [1]	4052899085350	24	41.40	4.2	6000	White	340

Product name	lm MODULE					No.
VFEG1-FLX-300-827 [1]	3000	120	42	A+	8	1
VFEG1-FLX-300-830 [1]	3300	120	42	A+	8	1
VFEG1-FLX-300-865 [1]	3400	120	42	A+	8	1

1) Modules perfectly matched to OSRAM OPTOTRONIC® LED drivers (see relevant table) / For current photometric data and important safety, installation and application information, go to www.osram.com/led-systems / All the technical parameters apply to the entire module. In view of the complex manufacturing process for light-emitting diodes, the specified typical values for the technical LED parameters are merely statistical values that do not necessarily correspond to the actual technical parameters of an individual product; individual products may vary from the typical values.

Product features
- Luminous flux: up to 340 lm/m
- Module efficacy: up to 80 lm/W
- Self-cooling
- High color consistency: 4 SDCM

Product benefits
- Prewired LED strip for quick mounting
- Easy mounting on many smooth surfaces thanks to self-adhesive tape at the back
- Energy-saving thanks to high luminous efficacy
- Good light output due to homogeneous LED distance and high color consistency

Areas of application
- Hospitality
- Cove lighting
- Under-cabinet lighting

Equipment / Accessories
- VALUE Flex Track
- SLIMCONNECTsystem FLEX

VALUE Flex Protect 1300
LED modules for semi-professional applications

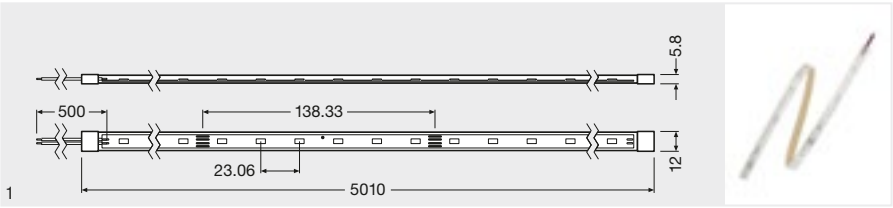

Product name	GTIN (EAN)	V	W	W METER	K	
VFP1300-G1-827-05 [1]	4052899316621	24	83.5	16.7	2700	White
VFP1300-G1-830-05 [1]	4052899316645	24	83.5	16.7	3000	White
VFP1300-G1-840-05 [1]	4052899316669	24	83.5	16.7	4000	White
VFP1300-G1-865-05 [1]	4052899316683	24	83.5	16.7	6500	White

Product name	lm METER	lm MODULE					No.
VFP1300-G1-827-05 [1]	1300	6500	120	44	A	20	1
VFP1300-G1-830-05 [1]	1300	6500	120	44	A	20	1
VFP1300-G1-840-05 [1]	1400	7000	120	44	A+	20	1
VFP1300-G1-865-05 [1]	1400	7000	120	44	A+	20	1

1) Modules perfectly matched to OSRAM OPTOTRONIC® LED drivers (see relevant table) / For current photometric data and important safety, installation and application information, go to www.osram.com/led-systems / All the technical parameters apply to the entire module. In view of the complex manufacturing process for light-emitting diodes, the specified typical values for the technical LED parameters are merely statistical values that do not necessarily correspond to the actual technical parameters of an individual product; individual products may vary from the typical values.

Product features
- Multiply cuttable LED strip with connectors (IP54)
- Available with light color: Warm White, Cool White
- Beam angle per module: 120°
- Type of protection: IP66
- Matches with SLIMCONNECTsystem FLEX IP54
- Type of protection: IP54 (when connected with SLIMCONNECTsystem FLEX IP54)
- Dimmable

Areas of application
- Hospitality
- General illumination
- Signage
- Architecture lighting
- Wall integration

Product benefits
- Energy-saving, low-power, flexible LED strip
- Easy installation with track system

VALUE Flex Protect 900
LED modules for semi-professional applications

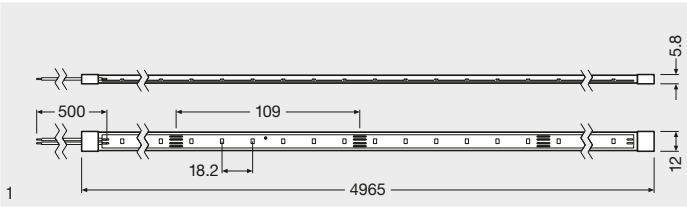



Product name	GTIN (EAN)	V	W	W METER	K	lm METER
VFP900-G2-827-05 [1]	4052899316461	24	61.2	12.2	2700	850
VFP900-G2-830-05 [1]	4052899316485	24	61.2	12.2	3000	850
VFP900-G2-840-05 [1]	4052899316508	24	61.2	12.2	4000	900
VFP900-G2-865-05 [1]	4052899316522	24	61.2	12.2	6500	900

Product name	lm MODULE	°	METER			No.
VFP900-G2-827-05 [1]	4250	120	54	A	20	1
VFP900-G2-830-05 [1]	4250	120	54	A	20	1
VFP900-G2-840-05 [1]	4500	120	54	A+	20	1
VFP900-G2-865-05 [1]	4500	120	54	A+	20	1

1) Modules perfectly matched to OSRAM OPTOTRONIC® LED drivers (see relevant table) / For current photometric data and important safety, installation and application information, go to www.osram.com/led-systems / All the technical parameters apply to the entire module. In view of the complex manufacturing process for light-emitting diodes, the specified typical values for the technical LED parameters are merely statistical values that do not necessarily correspond to the actual technical parameters of an individual product; individual products may vary from the typical values.

Product features
- Multiply cuttable LED strip with connectors (IP54)
- Available with light color: Warm White, Cool White
- Beam angle per module: 120°
- Type of protection: IP66
- Matches with SLIMCONNECTsystem FLEX IP54
- Type of protection: IP54 (when connected with SLIMCONNECTsystem FLEX IP54)
- Dimmable

Areas of application
- Hospitality
- Display cabinet lighting
- Signage
- Architecture lighting
- Wall integration

Product benefits
- Energy-saving, low-power, flexible LED strip
- Easy installation with track system

VALUE Flex Protect 600
LED modules for semi-professional applications

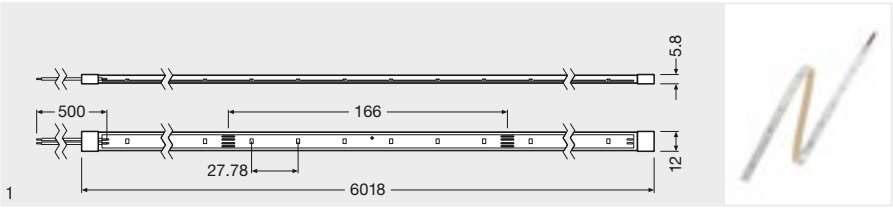

Product name	GTIN (EAN)	V	W	W METER	K	
VFP600-G2-827-06 [1]	4052899316782	24	46.0	7.7	2700	White
VFP600-G2-830-06 [1]	4052899316829	24	46.0	7.7	3000	White
VFP600-G2-840-06 [1]	4052899316805	24	46.0	7.7	4000	White
VFP600-G2-865-06 [1]	4052899316843	24	46.0	7.7	6500	White

Product name	lm METER	lm MODULE					No.
VFP600-G2-827-06 [1]	575	3450	120	36	A+	20	1
VFP600-G2-830-06 [1]	575	3450	120	36	A+	20	1
VFP600-G2-840-06 [1]	600	3600	120	36	A+	20	1
VFP600-G2-865-06 [1]	600	3600	120	36	A+	20	1

1) Modules perfectly matched to OSRAM OPTOTRONIC® LED drivers (see relevant table) / For current photometric data and important safety, installation and application information, go to www.osram.com/led-systems / All the technical parameters apply to the entire module. In view of the complex manufacturing process for light-emitting diodes, the specified typical values for the technical LED parameters are merely statistical values that do not necessarily correspond to the actual technical parameters of an individual product; individual products may vary from the typical values.

Product features
- Multiply cuttable LED strip with connectors (IP54)
- Available with light color: Warm White, Cool White
- Beam angle per module: 120°
- Type of protection: IP66
- Matches with SLIMCONNECTsystem FLEX IP54
- Type of protection: IP54 (when connected with SLIMCONNECTsystem FLEX IP54)
- Dimmable

Areas of application
- Hospitality
- Display cabinet lighting
- Signage
- Architecture lighting
- Wall integration

Product benefits
- Energy-saving, low-power, flexible LED strip
- Easy installation with track system

VALUE Flex IP Eco
LED modules for semi-professional applications

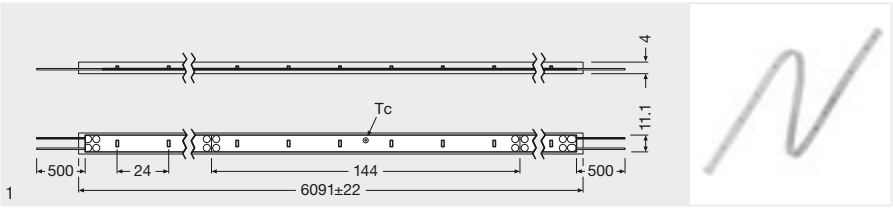

Product name	GTIN (EAN)	V	W	W METER	K		lm METER
VFEPG1-FLX-300-830 [1]	4052899084971	24	25.20	4.2	3000	White	250
VFEPG1-FLX-300-860 [1]	4052899085077	24	25.20	4.2	6000	White	280

Product name	lm MODULE		METER			No.
VFEPG1-FLX-300-830 [1]	1500	120	42	A+	8	1
VFEPG1-FLX-300-860 [1]	1680	120	42	A+	8	1

1) Modules perfectly matched to OSRAM OPTOTRONIC® LED drivers (see relevant table) / For current photometric data and important safety, installation and application information, go to www.osram.com/led-systems / All the technical parameters apply to the entire module. In view of the complex manufacturing process for light-emitting diodes, the specified typical values for the technical LED parameters are merely statistical values that do not necessarily correspond to the actual technical parameters of an individual product; individual products may vary from the typical values.

Product features
- Type of protection: IP66
- Self-cooling
- Luminous flux: up to 280 lm/m
- Low profile: 4 mm
- High color consistency: 4 SDCM
- Multi-cuttable LED strip
- Matches with SLIMCONNECTsystem FLEX IP54
- Type of protection: IP54 (when connected with SLIMCONNECTsystem FLEX IP54)

Product benefits
- Easy mounting on many smooth surfaces thanks to self-adhesive tape at the back
- Lighter, slimmer and brighter compared to predecessor thanks to lower profile

Areas of application
- Wet or damp areas
- Path lighting
- Architecture lighting
- Wall integration

Equipment / Accessories
- VALUE Flex Track IP
- SLIMCONNECTsystem FLEX IP54 connector

LINEARlight FLEX® & VALUE Flex

PRODUCT FAMILIES	CONNECTING SYSTEMS		
LF POWER 3000 + LF POWER 2000 LF POWER 1200 LF ADVANCED 800 SHORTPITCH LF ADVANCED 400 LF ADVANCED 400 MONOCHROME LF ECO 200 LF ECO 200 MONOCHROME	Power feeder (connector)	LF-2PIN Flex SC	4008321832436
	Power feeder (connector)	LF-2PIN 1M Flex SC	4052899087743
	Board-to-board connector	LF-CONN Flex SC	4008321832467
	Flat cable	LF-WIRE-30 FLEX SC	4008321875587
	Flat cable	LF-WIRE-150 FLEX SC	4008321875563
	Not for LF400M:		
	Power feeder (connector)	LF-2PIN FLEX	4008321955326
	Only for LF400 & LF400M:		
	Installation accessory	LF-2TERM FLEX	4008321955357
+ LF 400 COLORMIX	Power feeder (connector)	LF-4PIN Flex SC	4052899904835
	Power feeder (connector)	LF-4PIN 1M Flex SC	4052899087767
	Board-to-board connector	LF-CONN Flex SC	4008321832467
	Flat cable	LF-WIRE-30 FLEX SC	4008321875587
	Flat cable	LF-WIRE-150 FLEX SC	4008321875563
+ LF 200 COLORMIX	Power feeder (connector)	LF-4PIN	4008321514585
	Board-to-board connector	LF-CONN-10 FLEX	4008321955333
	Board-to-board connector	LF-CONN-150 FLEX	4008321955340
+ VF POWER 1500 VF POWER 900 VF ADVANCED 600 VF ECO 300	Power feeder (connector)	LF-2PIN Flex SC	4008321832436
	Power feeder (connector)	LF-2PIN 1M Flex SC	4052899087743
	Board-to-board connector	LF-CONN Flex SC	4008321832467
	Flat cable	LF-WIRE-30 FLEX SC	4008321875587
	Flat cable	LF-WIRE-150 FLEX SC	4008321875563

+ Combinable with all above-mentioned modules

MOUNTING SYSTEMS		
Aluminum profile	LF-LTS-2100 SLIM TRACK	4008321978981
Mounting bracket	LF-LTS-MB MOUNTING BRACKET	4008321979025
High diffused cover	LF-LTS-COVER-DIFFUSE	4008321979001
Endcap for high diffused cover	LF-LTS-ENDCAP	4052899387591
Clear cover	LF-LTS COVER C (CLEAR)	4008321790187
Low diffused cover	LF-LTS COVER S (SHORTPITCH-DIFF)	4008321790200
Aluminum profile without cover	VF-TR1000	4008321867636
Aluminum profile without cover	VI-TR1000	4008321893789

LINEARlight FLEX® Protect & VALUE Flex Protect

PRODUCT FAMILIES	CONNECTING SYSTEMS		
LFP POWER 1400 +	Power feeder (connector)	LF-2PIN IP67 LP	4052899125711
LFP ADVANCED 400/800 X	Board-to-board connector	LF-2CONN IP67 LP	4052899125735
LFP ADVANCED 800 SHORTPITCH	Silicone endcap	LF-ENDCAP IP67 LP	4052899902565
LFP ADVANCED 400			
	Not for LF800S:		
	Power feeder (connector)	LF-2PIN Flex IP SC	4008321841902
	Board-to-board connector	LF-CONN Flex SC	4008321832467
	Silicone cap	LF-BOOT Flex IP SC	4008321841926
+			
LFP ADVANCED 400 MONOCHROME	Power feeder (connector)	LF-2PIN PROTECT	4008321977069
LFP ECO 200	Board-to-board connector	LF-2CONN PROTECT	4008321977083
LFP ECO 200 MONOCHROME	Silicone endcap	LF-ENDCAP PROTECT	4008321977106
+			
LF 200 COLORMIX	Power feeder (connector)	LF-4PIN	4008321514585
	Board-to-board connector	LF-CONN-10 FLEX	4008321955333
	Board-to-board connector	LF-CONN-150 FLEX	4008321955340
+			
LFP 200/400 COLORMIX	Power feeder (connector)	LF-4PIN PROTECT	4008321977076
	Board-to-board connector	LF-4CONN PROTECT	4008321977090
	Silicone endcap	LF-ENDCAP PROTECT	4008321977106
+			
VFP POWER 1300	Power feeder (connector)	LF-2PIN Flex IP SC	4008321841902
VFP POWER 900	Board-to-board connector	LF-CONN Flex SC	4008321832467
VFP ADVANCED 600	Silicone cap	LF-BOOT Flex IP SC	4008321841926
VFP ECO 300			

+ Combinable with all above-mentioned modules

MOUNTING SYSTEMS		
Silicone clip fixture	LF-CLIP FIXTURE PROTECT	4008321644749
Aluminum profile	LF-LTS-2100 SLIM TRACK	4008321978981
Mounting bracket	LF-LTS-MB MOUNTING BRACKET	4008321979025
High diffused cover	LF-LTS-COVER-DIFFUSE	4008321979001
Endcap for high diffused cover	LF-LTS-ENDCAP	4008321979049
Clear cover	LF-LTS COVER C (CLEAR)	4008321790187
Low diffused cover	LF-LTS COVER S (SHORTPITCH-DIFF)	4008321790200
Aluminum profile without cover	VI-TR1000	4008321893789

Other

	CONNECTING SYSTEMS	MOUNTING SYSTEMS
LF POWER TUNABLE WHITE	Remark:	
LFD ADVANCED 400 TOP	Please check online for most current overview	
LFD ADVANCED 400 MONOCHROME TOP	www.osram.com/flex	
LFD ADVANCED 400 SIDE		
LFD ADVANCED 400 MONOCHROME SIDE		

Accessories for flexible LED modules



SLIM TRACK System

Product name	GTIN (EAN)	h [mm]	l [mm]	b [mm]		No.
LF-LTS-2100	4008321978981	9	2100	15	40	1
LF-LTS-MB	4008321979025	4	35	16	280	2
LF-LTS-COVER-CLEAR	4008321790187	5	2100	18	40	3
LF-LTS-COVER-SHORTPITCH	4008321790200	10	2100	18	40	4
LF-LTS-COVER-DIFF	4008321979001	24	2100	18	40	5
LF-LTS-ENDCAP	4052899387591	8	20	20	160	6

VALUE TRACK System

Product name	GTIN (EAN)	h [mm]	l [mm]	b [mm]		No.
VF-TR1000	4008321867636	8	1000	23	20	7
VI-TR1000	4008321893789	2.5	1000	12	20	8

Find the matching accessory for a module in the accessory matrix.

Accessories for flexible LED modules



SLIMCONNECTsystem Flex

Product name	GTIN (EAN)	h [mm]	l [mm]	b [mm]	Cable length		No.
LF-2PIN FLEX SC	4008321832436	4	9	9	500	250	1
LF-2PIN 1M Flex SC	4052899087743	4	9	9	1000	250	1
LF-CONN FLEX SC	4008321832467	4	9	9	-	250	4
LF-WIRE-30 FLEX SC	4008321875587	-	30	8	-	10000	6
LF-WIRE-150 FLEX SC	4008321875563	-	150	8	-	5000	6

SLIMCONNECTsystem FLEX (for LF05CA2 modules)

Product name	GTIN (EAN)	h [mm]	l [mm]	b [mm]	Cable length		No.
LF-4PIN FLEX SC	4052899904835	4	9	9	500	250	2
LF-4PIN 1M Flex SC	4052899087767	4	9	9	1000	250	2
LF-CONN FLEX SC	4008321832467	4	9	9	-	250	4
LF-WIRE-30 FLEX SC	4008321875587	-	30	8	-	10000	6
LF-WIRE-150 FLEX SC	4008321875563	-	150	8	-	5000	6

SLIMCONNECTsystem FLEX IP54

Product name	GTIN (EAN)	h [mm]	l [mm]	b [mm]	Cable length		No.
LF-2PIN FLEX IP SC	4008321841902	8	30	16	500	250	3
LF-CONN FLEX SC	4008321832467	4	9	9	-	250	4
LF-CONN FLEX IP SC	4008321841926	8	30	16	-	250	5

Find the matching accessory for a module in the accessory matrix.

Accessories for flexible LED modules



CONNECTsystem FLEX

Product name	GTIN (EAN)	h [mm]	l [mm]	b [mm]	Cable length		No.
LF-2PIN FLEX	4008321955326	6	13	14	500	100	1
LF-CONN-10 FLEX	4008321955333	5	13	13	100	200	3
LF-CONN-150 FLEX	4008321955340	5	13	13	150	100	3
LF-2TERM FLEX	4008321955357	6	16	14	-	200	4

CONNECTsystem FLEX (for LF05CE modules)

Product name	GTIN (EAN)	h [mm]	l [mm]	b [mm]	Cable length		No.
LF-4PIN FLEX	4008321514585	5	13	13	500	100	2
LF-CONN-10 FLEX	4008321955333	5	13	13	100	200	3
LF-CONN-150 FLEX	4008321955340	5	13	13	150	100	3

CONNECTsystem IP67 LP

Product name	GTIN (EAN)	h [mm]	l [mm]	b [mm]	Cable length		No.
LF-ENDCAP IP67 LP	4052899902565	7	14	10	-	100	5
LF-2PIN IP67 LP	4052899125711	13	30	20	500	50	6
LF-2CONN IP67 LP	4052899125735	13	30	20	180	50	7
LF-CLIP-FIXTURE PROTECT	4008321644749	6	27	6	-	500	8

CONNECTsystem IP67

Product name	GTIN (EAN)	h [mm]	l [mm]	b [mm]	Cable length		No.
LF-ENDCAP Protect	4008321977106	8	14	10	-	100	5
LF-2PIN Protect	4008321977069	13	30	20	500	50	6
LF-2CONN Protect	4008321977083	13	30	20	180	50	7
LF-CLIP-FIXTURE PROTECT	4008321644749	6	27	6	-	500	8

CONNECTsystem IP67 (for LF05CA-P & LF05CE-P modules)

Product name	GTIN (EAN)	h [mm]	l [mm]	b [mm]	Cable length		No.
LF-ENDCAP Protect	4008321977106	8	14	10	-	100	5
LF-4PIN Protect	4008321977076	13	30	20	500	50	6
LF-4CONN Protect	4008321977090	13	30	20	180	50	7
LF-CLIP-FIXTURE PROTECT	4008321644749	6	27	6	-	500	8

Find the matching accessory for a module in the accessory matrix.

Linear 24 V LED modules – Summary of portfolio

Linear 24 V LED modules

Within the 24 V LINEARlight family, rigid LED modules are ideal for a wide range of applications for homogeneous white and RGB lighting.

When it comes to reducing power and maintenance costs, LINEARlight modules with their compact dimensions, long lifespans and easy installation are the first choice for replacing standard light sources such as T5 or halogen lamps. The modules can be simply connected together without tools, to become seamless lighting strips without shadows. OSRAM provides efficient plug & play solutions with the complete modules. The design-oriented complete modules feature LEDs and integrated optics.

Both sides of the PCB have an integrated SMD plug connector for simple connections. The heat from the LEDs is dissipated via the aluminum casing.

The product range consists of various versions for white or colored RGB lighting. The modules are therefore ideal for both general and decorative lighting. OSRAM provides a comprehensive product range for complete lighting installations, including accessories and suitable 24 V OPTOTRONIC® LED drivers.

LINEARlight family 24 V

- Portfolio consists of products for decorative light to general illumination
- Seamless light without shadowing
- Fine white binning (3-step MacAdam ellipse)
- Dimmable (PWM)
- Lifespan: up to 50,000 h
- Various optics available
- VDE-certified



24 V LINEARlight module

LED module with integrated SMD plug connectors

- Luminous flux: up to 2,250 lm/m
- Efficiency: up to 93 lm/W

Can be expanded with optional accessories to create individual complete modules



24 V LINEARlight complete module

LED module with integrated SMD plug connectors and suitable optics and heat sink

- Luminous flux: up to 2,050 lm/m
- Self-cooling via attractive aluminum profile

LED driver matrix and accessories

White modules 830/840

	Power input	OT8 200-240/24	OT20 (S) 200-40/24	OT50 200-240/24	OT75 200-240/24	OTi DALI 75 220-240/24
LINEARlight POWER	7.8 W	1 module	1–2 modules	1–5 modules	1–6 modules	1–6 modules
LINEARlight Advanced	4.6 W	1 module	1–3 modules	1–8 modules	1–10 modules	1–10 modules

RGB modules

RGB	Power input	OT EASY 60 200-240/24	OT EASY 80 200-240/24
LINEARlight POWER Colormix	19.1 W	3 modules	3–4 modules
LINEARlight Advanced Colormix	10.1 W	4–6 modules	4–8 modules

Accessories

■ = Combination options between rigid LINEARlight modules and accessories

			LINEARlight POWER modules (LR21P)	LINEARlight ADVANCED modules (LR14A)	LINEARlight Colormix modules (LR18CP, LR28CA, LR28CE)	LINEARlight complete modules (POWER, ADVANCED, Colormix)
Plug	LR-4PIN-500	4008321971852	■	■	■	■
Connector	LR-4CONN-250	4008321994400	■	■	■	■
Connector	LR-4CONN-45	4008321971814	■	■	■	■
Aluminum rail	LT-280	4008321975973	■	■		
Aluminum rail	LT-560	4008321975997	■	■	■	
End cap	LT-ENDCAP-G2	4052899076358	■	■	■	■
Mounting clip	LD-MB	4008321225672	■	■	■	■
Lens support	OTR-280-LR21P	4008321976062	■			
Lens support	OTR-280-LR14A/E/LR28CA	4008321994448		■	■	
Optics	OPLR1x1-20X50	4008321976048	■	■	■	
Optics	OPLR1x1-30	4008321976000	■	■	■	
Optics	OPLR1x1-70	4008321976024	■	■	■	

LINEARlight POWER
Professional LED modules

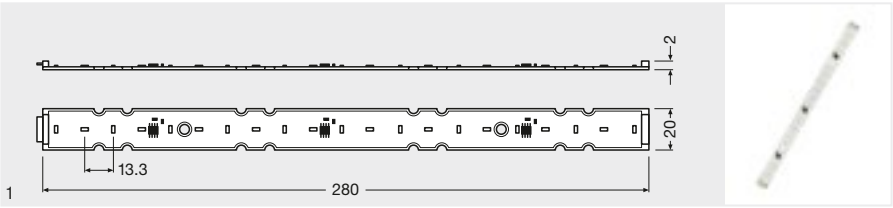

Product name	GTIN (EAN)	V	W	K		lm
LR21P-W2F-840 [1]	4008321971494	24	8	4000	White	630
LR21P-W2F-830 [1]	4008321971470	24	8	3000	White	630

Product name					
					No.
LR21P-W2F-840 [1]	21	120	A+	8	1
LR21P-W2F-830 [1]	21	120	A+	8	1

1) Modules perfectly matched to OSRAM OPTOTRONIC® LED drivers (see relevant table) / For current photometric data and important safety, installation and application information, go to www.osram.com/led-systems / All the technical parameters apply to the entire module. In view of the complex manufacturing process for light-emitting diodes, the specified typical values for the technical LED parameters are merely statistical values that do not necessarily correspond to the actual technical parameters of an individual product; individual products may vary from the typical values.

Product features
- Metal core board equipped with 21 LEDs
- Luminous flux comparable with T5 HE fluorescent lamps
- Luminous flux: up to 2,250 lm/m
- Integrated SMD plug connector (male/female) on both sides of the PCB
- Color rendering index R_a: typ. 85
- Dimmable
- Up to six modules can be operated on one LED driver
- Compatible with LINEARlight ADVANCED and ECO

Product benefits
- Consistent white light (Standard Deviation of Color Matching SDCM: ≤ 3)
- Modules can be easily joined together to make seamless strip lighting
- Low maintenance costs thanks to a lifetime of up to 50,000 h (L70/B50) (temperature at T_c = 65 °C)
- Simple fixing thanks to mounting holes

Areas of application
- Coving
- Shelf and cupboard lighting
- General illumination

Equipment / Accessories
- CONNECTsystem LR
- Expandable via optional accessories to create an individual complete module

LINEARlight ADVANCED
Professional LED modules

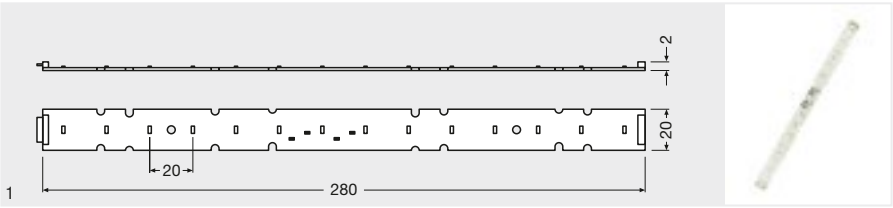

Product name	GTIN (EAN)	V	W	K		lm
LR14A-W2F-830 [1]	4008321978400	24	4.70	3000	White	400
LR14A-W2F-840 [1]	4008321971531	24	4.70	4000	White	400

Product name					No.
LR14A-W2F-830 [1]	14	120	A+	8	1
LR14A-W2F-840 [1]	14	120	A+	8	1

1) Modules perfectly matched to OSRAM OPTOTRONIC® LED drivers (see relevant table) / For current photometric data and important safety, installation and application information, go to www.osram.com/led-systems / All the technical parameters apply to the entire module. In view of the complex manufacturing process for light-emitting diodes, the specified typical values for the technical LED parameters are merely statistical values that do not necessarily correspond to the actual technical parameters of an individual product; individual products may vary from the typical values.

Product features
- Metal core board equipped with 14 LEDs
- Luminous flux comparable with T5 fluorescent lamps (8 W, 13 W)
- Luminous flux: 1,400 lm/m
- Integrated SMD plug connector (male/female) on both sides of the PCB
- Color rendering index R_a: typ. 85
- Dimmable
- Up to ten modules can be operated on one LED driver
- Compatible with LINEARlight POWER and ECO

Product benefits
- Consistent white light (Standard Deviation of Color Matching SDCM: ≤ 3)
- Modules can be easily joined together to make seamless strip lighting
- Simple fixing thanks to mounting holes
- Low maintenance costs thanks to a lifetime of up to 50,000 h (L70/B50) (temperature at T_c = 65 °C)

Areas of application
- Coving
- Shelf and cupboard lighting

Equipment / Accessories
- CONNECTsystem LR
- Expandable via optional accessories to create an individual complete module

LINEARlight Colormix
Professional LED modules

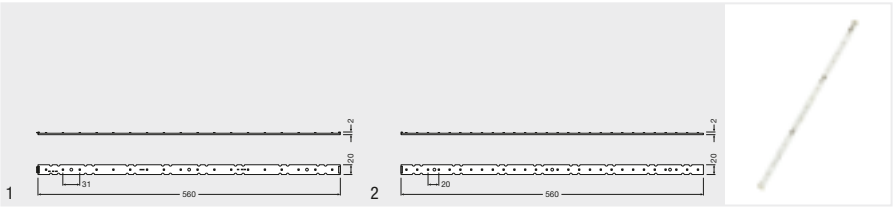

Product name	GTIN (EAN)	V	W		λ
LR18CP [1]	4008321971593	24	19.10	RGB	616 / 531 / 468
LR18CP [1]	4052899248984	24	19.10	RGB	616 / 531 / 468
LR18CP [1]	4052899249028	24	19.10	RGB	616 / 531 / 468
LR28CA [1]	4008321978547	24	10.10	RGB	649 / 530 / 469

Product name	lm				No.
LR18CP [1]	246 / 481 / 794 / 67	18	150	8	1
LR18CP [1]	246 / 481 / 794 / 67	18	150	8	1
LR18CP [1]	246 / 481 / 794 / 67	18	150	8	1
LR28CA [1]	106 / 219 / 35 / 360	28	120	8	2

1) Modules perfectly matched to OSRAM OPTOTRONIC® LED drivers (see relevant table) / For current photometric data and important safety, installation and application information, go to www.osram.com/led-systems / All the technical parameters apply to the entire module. In view of the complex manufacturing process for light-emitting diodes, the specified typical values for the technical LED parameters are merely statistical values that do not necessarily correspond to the actual technical parameters of an individual product; individual products may vary from the typical values.

Product features
- Module equipped with 18 LEDs (LR18CP, LR18CE) or 28 LEDs (LR28CA)
- Multichip RGB LEDs (LR28CA, LR18CE)
- Individual RGB LEDs (LR18CP)
- Integrated SMD plug connector (male/female) on both sides of the PCB

Product benefits
- The modules are compatible with each other
- Modules can be easily joined together to make seamless strip lighting
- Simple fixing thanks to mounting holes
- Low maintenance costs thanks to a lifetime of up to 50,000 h (L70/B50) (temperature at T_c = 65 °C)

Areas of application
- Restaurants
- Architainment
- Shops
- Mood lighting and wallwashing (LR18CP)
- Effect lighting (LR28CA)
- Background lighting (LR18CE, see accessories)

Equipment / Accessories
- CONNECTsystem LR
- Expandable via optional accessories to create an individual complete module

LINEARlight POWER Overall Module
Professional LED modules

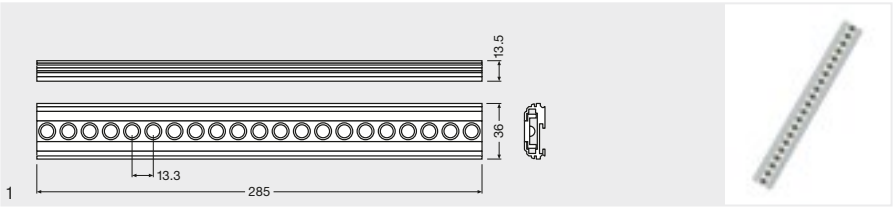

Product name	GTIN (EAN)	V	W	K		lm
LR21P-W2F-830-L30 [1)]	4008321971630	24	7.80	3000	White	570
LR21P-W2F-830-L70 [1)]	4008321978707	24	7.80	3000	White	570
LR21P-W2F-840-L30 [1)]	4008321971654	24	7.80	4000	White	570
LR21P-W2F-840-L70 [1)]	4008321978721	24	7.80	4000	White	570

Product name					No.
LR21P-W2F-830-L30 [1)]	21	30	A	8	1
LR21P-W2F-830-L70 [1)]	21	70	A	8	1
LR21P-W2F-840-L30 [1)]	21	30	A	8	1
LR21P-W2F-840-L70 [1)]	21	70	A	8	1

1) Modules perfectly matched to OSRAM OPTOTRONIC® LED drivers (see relevant table) / For current photometric data and important safety, installation and application information, go to www.osram.com/led-systems / All the technical parameters apply to the entire module. In view of the complex manufacturing process for light-emitting diodes, the specified typical values for the technical LED parameters are merely statistical values that do not necessarily correspond to the actual technical parameters of an individual product; individual products may vary from the typical values.

Product features
- Design-oriented complete module with 21 LEDs and integrated optics
- Luminous flux: up to 2,050 lm/m
- Color rendering index R_a: typ. 85
- Dimmable
- Up to six modules can be operated on one LED driver
- Compatible with LINEARlight ADVANCED and ECO Overall Module

Product benefits
- Very flat construction height: 13 mm
- Adequate heat removal thanks to aluminum housing
- Modules can be easily joined together to make seamless strip lighting
- Low maintenance costs thanks to a lifetime of up to 50,000 h (L70/B50) (temperature at T_c = 65 °C)

Areas of application
- Cove lighting
- Shelf and cupboard lighting
- General illumination

Equipment / Accessories
- CONNECTsystem LR
- Mounting brackets LD-MB
- LT-ENDCAP-G2

LINEARlight ADVANCED Overall Module
Professional LED modules

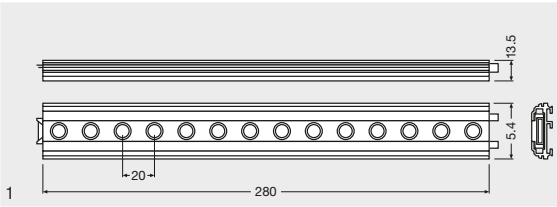

1



Product name	GTIN (EAN)	V	W	K		lm
LR14A-W2F-830-L30 [1)]	4008321971678	24	4.70	3000	White	350
LR14A-W2F-830-L70 [1)]	4008321978424	24	4.70	3000	White	350
LR14A-W2F-840-L30 [1)]	4008321971692	24	4.70	4000	White	350
LR14A-W2F-840-L70 [1)]	4008321978448	24	4.70	4000	White	350

Product name					No.
LR14A-W2F-830-L30 [1)]	14	30	A+	8	1
LR14A-W2F-830-L70 [1)]	14	70	A+	8	1
LR14A-W2F-840-L30 [1)]	14	30	A+	8	1
LR14A-W2F-840-L70 [1)]	14	70	A+	8	1

1) Modules perfectly matched to OSRAM OPTOTRONIC® LED drivers (see relevant table) / For current photometric data and important safety, installation and application information, go to www.osram.com/led-systems / All the technical parameters apply to the entire module. In view of the complex manufacturing process for light-emitting diodes, the specified typical values for the technical LED parameters are merely statistical values that do not necessarily correspond to the actual technical parameters of an individual product; individual products may vary from the typical values.

Product features
- Design-oriented complete module with 14 LEDs and integrated optics
- Luminous flux comparable with T5 fluorescent lamps (8 W, 13 W)
- Luminous flux: up to 1,250 lm/m
- Color rendering index R_a: typ. 85
- Dimmable
- Up to ten modules can be operated on one LED driver
- Compatible with LINEARlight POWER and ECO Overall Module

Product benefits
- Very flat construction height: 13 mm
- Adequate heat removal thanks to aluminum housing
- Modules can be easily joined together to make seamless strip lighting
- Low maintenance costs thanks to a lifetime of up to 50,000 h (L70/B50) (temperature at T_c = 65 °C)

Areas of application
- Cove lighting
- Shelf and cupboard lighting

Equipment / Accessories
- CONNECTsystem LR
- Mounting brackets LD-MB
- LT-ENDCAP-G2

LINEARlight Colormix Overall Module
Professional LED modules

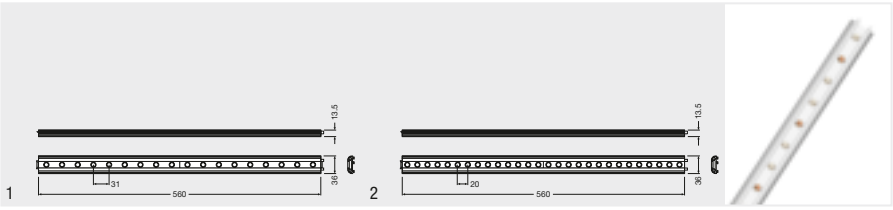

Product name	GTIN (EAN)	V	W		λ
LR18CP 560-L2050 [1]	4008321971753	24	19.10	RGB	616 / 531 / 468
LR28CA 560-L2050 [1]	4008321978561	24	10.10	RGB	640 / 530 / 620

Product name	lm				No.
LR18CP 560-L2050 [1]	300 / 400 / 29 / 729	18	20° x 50	8	1
LR28CA 560-L2050 [1]	126 / 202 / 50 / 378	28	20° x 50	8	2

1) Modules perfectly matched to OSRAM OPTOTRONIC® LED drivers (see relevant table) / For current photometric data and important safety, installation and application information, go to www.osram.com/led-systems / All the technical parameters apply to the entire module. In view of the complex manufacturing process for light-emitting diodes, the specified typical values for the technical LED parameters are merely statistical values that do not necessarily correspond to the actual technical parameters of an individual product; individual products may vary from the typical values.

Product features
- Design-oriented complete module with integrated optics
- Multichip RGB LEDs (LR28CA, LR18CE)
- Individual RGB LEDs (LR18CP)
- Integrated SMD plug connector (male/female) on both sides of the PCB

Product benefits
- Very flat construction height: 13 mm
- Adequate heat removal thanks to aluminum housing
- Modules can be easily joined together to make seamless strip lighting
- The modules are compatible with each other
- Low maintenance costs thanks to a lifetime of up to 50,000 h (L70/B50) (temperature at T_c = 65 °C)

Areas of application
- Restaurants
- Architainment
- Shops
- Mood lighting and wallwashing (LR18CP)
- Effect lighting (LR28CA)
- Background lighting (LR18CE, see accessories)

Equipment / Accessories
- CONNECTsystem LR
- Mounting brackets LD-MB
- LT-ENDCAP-G2

Accessories for LINEARlight – Constant Voltage 24 V



LINEARlight POWER Board – Accessories

Product reference	GTIN (EAN)	h [mm]	b [mm]	l [mm]		No.
LR-4PIN-500	4008321971852	6	15	500	60	1
LR-4CONN-45	4008321971814	6	15	45	60	2
LR-4CONN-250	4008321994400	6	15	250	60	3
LT-280	4008321975973	14	35	280	96	4
LT-560	4008321975997	14	35	560	48	4
OTR-280-LR21P	4008321976062	26	8	289	96	5
OPLR1x1-20X50	4008321976048	6	10	10	1200	6
OPLR1x1-30	4008321976000	6	10	10	1200	6
OPLR1x1-70	4008321976024	6	10	10	1200	6
LD-MB	4008321225672	7	22	32	300	7
LT-ENDCAP-G2	4052899076358	13	35	14	5760	8

LINEARlight ADVANCED Board – Accessories

Product reference	GTIN (EAN)	h [mm]	b [mm]	l [mm]		No.
LR-4PIN-500	4008321971852	6	15	500	60	1
LR-4CONN-45	4008321971814	6	15	45	60	2
LR-4CONN-250	4008321994400	6	15	250	60	3
LT-280	4008321975973	14	35	280	96	4
LT-560	4008321975997	14	35	560	48	4
OTR-280-LR14A/E/LR28CA	4008321994448	26	8	289	96	5
OPLR1x1-20X50	4008321976048	6	10	10	1200	6
OPLR1x1-30	4008321976000	6	10	10	1200	6
OPLR1x1-70	4008321976024	6	10	10	1200	6
LD-MB	4008321225672	7	22	32	300	7
LT-ENDCAP-G2	4052899076358	13	35	14	5760	8

LINEARlight Colormix / POWER Board – Accessories

Product reference	GTIN (EAN)	h [mm]	b [mm]	l [mm]		No.
LR-4PIN-500	4008321971852	6	15	500	60	1
LR-4CONN-45	4008321971814	6	15	45	60	2
LR-4CONN-250	4008321994400	6	15	250	60	3
LT-560	4008321975997	14	35	560	48	4
OTR-280-LR18CE/CP	4008321976086	26	8	289	96	5
OPLR1x1-20X50	4008321976048	6	10	10	1200	6
OPLR1x1-30	4008321976000	6	10	10	1200	6
OPLR1x1-70	4008321976024	6	10	10	1200	6
LD-MB	4008321225672	7	22	32	300	7
LT-ENDCAP-G2	4052899076358	13	35	14	5760	8

LINEARlight Colormix ADVANCED Board – Accessories

Product reference	GTIN (EAN)	h [mm]	b [mm]	l [mm]		No.
LR-4PIN-500	4008321971852	6	15	500	60	1
LR-4CONN-45	4008321971814	6	15	45	60	2
LR-4CONN-250	4008321994400	6	15	250	60	3
LT-560	4008321975997	14	35	560	48	4
OTR-280-LR14A/E/LR28CA	4008321994448	26	8	289	96	5
OPLR1x1-20X50	4008321976048	6	10	10	1200	6
OPLR1x1-30	4008321976000	6	10	10	1200	6
OPLR1x1-70	4008321976024	6	10	10	1200	6
LD-MB	4008321225672	7	22	32	300	7
LT-ENDCAP-G2	4052899076358	13	35	14	5760	8

LINEARlight Overall Module – Accessories

Product reference	GTIN (EAN)	h [mm]	b [mm]	l [mm]		No.
LR-4PIN-500	4008321971852	6	15	500	60	1
LR-4CONN-45	4008321971814	6	15	45	60	2
LR-4CONN-250	4008321994400	6	15	250	60	3
LD-MB	4008321225672	7	22	32	300	7
LT-ENDCAP-G2	4052899076358	13	35	14	5760	8

Product features
- LR-4…: Connect system
- LT-280/-560: Track system
- OTR: Optics tray
- OPLR: Optics
- LD-MB: Mounting bracket
- LT-Endcap: Endcap

Linear Light Engines – Summary of portfolio

Linear PrevaLED® modules

The portfolio of linear LED modules is characterized by high quality and reliability as well as outstanding photometric properties. In a wide variety of applications, the modules demonstrate that, today, the switch to modern LED technology is as easy as it gets.

PrevaLED® Linear LED modules are sustainable solutions for linear lighting with state-of-the-art LED technology and a great alternative to traditional lamps. They provide efficient and high-quality light for the illumination of offices, corridors and industrial facilities.

Switching to LED pays off, more and more with each passing day



PrevaLED® Linear Slim

Thanks to its low module width of 20 mm and a very high degree of homogeneity, PrevaLED® Linear Slim offers great benefits in luminaire design when a small form factor, a high luminous flux and high efficiency have top priority. PrevaLED® Linear Slim modules can be operated on SELV as well as non-isolated drivers and open up a variety of application possibilities in the high-performance segment with various light colors and lengths.



PrevaLED® Linear Value

PrevaLED® Linear Value is particularly suitable for all typical linear luminaires that are to be retrofitted from T5/T8 to LED. Its module width of 34 mm has been adapted for use with standard optics. The LED module can be operated on SELV as well as non-isolated drivers and offers a reliable system for a wide range of applications thanks to many different luminous fluxes and lengths.



PrevaLED® Linear FIT D

PrevaLED® Linear FIT D is the entry-level segment for linear lighting applications, where cost optimization is paramount but lifetime and efficiency should not be compromised. In combination with OPTOTRONIC® FIT D drivers, the module can be operated on non-isolated drivers and simplifies the construction of linear luminaires – thanks to special module lengths of 1,120 mm (4 ft luminaire) and 1,400 mm (5 ft luminaire).



PrevaLED® Linear Slim CRI90
PrevaLED® Linear Slim CRI90 is the solution for lighting tasks that require a high color rendering index, e.g. in hospitals, museums or workplaces with high demands e.g. on color matching. The module family with the dimensions 280 x 20 mm can be integrated into all typical luminaires and impresses with a wide spectrum of light colors (3,000 K, 4,000 K and 5,000 K) with R_a > 90.



PrevaLED® Flex Linear
PrevaLED® Flex Linear is based on an ultra-thin, flexible substrate and is suitable, in particular, for customer-specific lengths and varying designs. This is possible as the module can be cut after every segment of 93 mm without any decrease in light quality. The flexible LED module cools itself and therefore avoids the need for a heat sink. The luminaire design is easy and safe thanks to the operation on a SELV OPTOTRONIC® driver.



PrevaLED® Linear AC
PrevaLED® Linear AC is a linear solution with integrated LED driver and the perfect choice for simple and cost-efficient luminaire design. Our AC solution offers you high flexibility: Just by setting the jumper on the driver module, it can either be operated with high efficiency (HE) or high lumen output (HO). A 1,200 mm (4 ft) or 1,500 mm (5 ft) luminaire can be easily built with the same driver module.

PrevaLED® Linear Value 3
Linear Light Engines

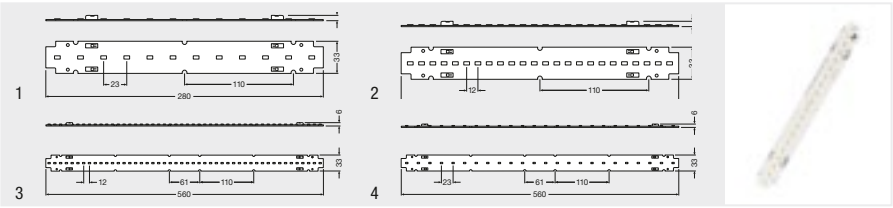

5 Year OSRAM Guarantee*

Product name	GTIN (EAN)	V	A	W	K	R_a	lm
PL-LIN V-Z3 650-830-280 1) 2)	4052899952577	34	0.125	4	3000	>80	650
PL-LIN V-Z3 650-840-280 1) 2)	4052899952584	34	0.125	4	4000	>80	650
PL-LIN V-Z3 650-865-280 1) 2)	4052899952591	34	0.125	4	6500	>80	650
PL-LIN V-Z3 1100-830-280 1) 2)	4052899952607	34	0.2	7	3000	>80	1100
PL-LIN V-Z3 1100-840-280 1) 2)	4052899952614	34	0.2	7	4000	>80	1100
PL-LIN V-Z3 1100-865-280 1) 2)	4052899952621	34	0.2	7	6500	>80	1100
PL-LIN V-Z3 1300-830-560 1) 2)	4052899952638	34	0.25	8	3000	>80	1300
PL-LIN V-Z3 1300-840-560 1) 2)	4052899952645	34	0.25	8	4000	>80	1300
PL-LIN V-Z3 1300-865-560 1) 2)	4052899952652	34	0.25	8	6500	>80	1300
PL-LIN V-Z3 2200-830-560 1) 2)	4052899952669	34	0.4	14	3000	>80	2200
PL-LIN V-Z3 2200-840-560 1) 2)	4052899952676	34	0.4	14	4000	>80	2200
PL-LIN V-Z3 2200-865-560 1) 2)	4052899952683	34	0.4	14	6500	>80	2200

Product name	lm/W	Initial SDCM	T_c			No.
PL-LIN V-Z3 650-830-280 1) 2)	155	≤4	70	A++	40	1
PL-LIN V-Z3 650-840-280 1) 2)	160	≤4	70	A++	40	1
PL-LIN V-Z3 650-865-280 1) 2)	160	≤4	70	A++	40	1
PL-LIN V-Z3 1100-830-280 1) 2)	155	≤4	70	A++	40	2
PL-LIN V-Z3 1100-840-280 1) 2)	160	≤4	70	A++	40	2
PL-LIN V-Z3 1100-865-280 1) 2)	160	≤4	70	A++	40	2
PL-LIN V-Z3 1300-830-560 1) 2)	155	≤4	70	A++	40	3
PL-LIN V-Z3 1300-840-560 1) 2)	160	≤4	70	A++	40	3
PL-LIN V-Z3 1300-865-560 1) 2)	160	≤4	70	A++	40	3
PL-LIN V-Z3 2200-830-560 1) 2)	155	≤4	70	A++	40	4
PL-LIN V-Z3 2200-840-560 1) 2)	160	≤4	70	A++	40	4
PL-LIN V-Z3 2200-865-560 1) 2)	160	≤4	70	A++	40	4

1) Modules perfectly matched to OSRAM OPTOTRONIC® LED drivers (see relevant table) / For current photometric data and important safety, installation and application information, go to www.osram.com/led-systems / All the technical parameters apply to the entire module. In view of the complex manufacturing process for light-emitting diodes, the specified typical values for the technical LED parameters are merely statistical values that do not necessarily correspond to the actual technical parameters of an individual product; individual products may vary from the typical values.
2) In development, data preliminary / Available from summer 2016 (planned)

Product features

- Module efficacy: up to 160 lm/W
- Dimensions: 280 mm or 560 mm x 33 mm x 6 mm
- Available with luminous flux: 650 lm or 1,100 lm on 280 mm
- Available with luminous flux: 1,300 lm or 2,200 lm on 560 mm
- Available with color temperature: 3,000 K, 4,000 K or 6,500 K
- Color rendering index R_a: > 80
- Initial color consistency: ≤ 4 SDCM
- Average lifetime (L80 B50): 50,000 h (temperature at T_c = 55 °C)
- Max. temperature at T_c point: 70 °C
- Poke-in wire connection for 0.5 mm² or 0.75 mm² wire
- Geometry according to Zhaga Book 7 L28W4
- CE, ENEC in preparation

Product benefits

- SELV or non-SELV module for easy luminaire design
- Modules can be easily joined together to make seamless strip lighting
- Quick and simple installation
- Energy-saving compared to T5 or T8 fluorescent lamps
- Simple system construction
- Self-cooling, no additional heat sink required
- Homogeneous illumination without shadows

Areas of application

- Offices
- Industry
- Retail outlets

References / Links

For more information on the multi-level guarantee and the terms and conditions of the guarantee, visit www.osram.com/system-guarantee



PrevaLED® Linear Value 2
Linear Light Engines

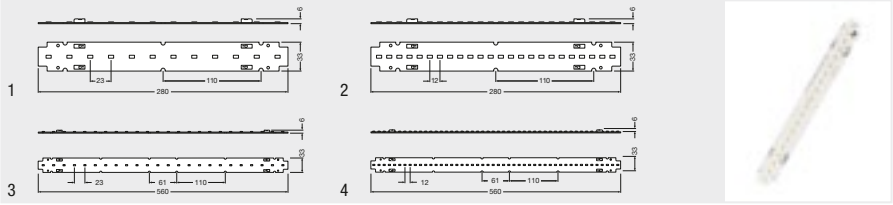

5 Year OSRAM Guarantee*

Product name	GTIN (EAN)	V	A	W	K	R_a	lm
PLVZ2-LIN 650-830-280 [1)]	4052899935594	36	0.125	4.50	3000	>80	650
PLVZ2-LIN 650-840-280 [1)]	4052899935600	36	0.125	4.50	4000	>80	650
PLVZ2-LIN 650-865-280 [1)]	4052899935617	36	0.125	4.50	6500	>80	650
PLVZ2-LIN 1100-830-280 [1)]	4052899935624	35	0.2	7.10	3000	>80	1100
PLVZ2-LIN 1100-840-280 [1)]	4052899935631	35	0.2	7.10	4000	>80	1100
PLVZ2-LIN 1100-865-280 [1)]	4052899935648	35	0.2	7.10	6500	>80	1100
PLVZ2-LIN 1300-830-560 [1)]	4052899935655	36	0.25	9.10	3000	>80	1300
PLVZ2-LIN 1300-840-560 [1)]	4052899935662	36	0.25	9.10	4000	>80	1300
PLVZ2-LIN 1300-865-560 [1)]	4052899935679	36	0.25	9.10	6500	>80	1300
PLVZ2-LIN 2200-830-560 [1)]	4052899935686	35	0.4	14.10	3000	>80	2200
PLVZ2-LIN 2200-840-560 [1)]	4052899935693	35	0.4	14.10	4000	>80	2200
PLVZ2-LIN 2200-865-560 [1)]	4052899935709	35	0.4	14.10	6500	>80	2200

Product name	lm/W	Initial SDCM	T_c			No.
PLVZ2-LIN 650-830-280 [1)]	137	≤4	70	A++	40	1
PLVZ2-LIN 650-840-280 [1)]	143	≤4	70	A++	40	1
PLVZ2-LIN 650-865-280 [1)]	143	≤4	70	A++	40	1
PLVZ2-LIN 1100-830-280 [1)]	143	≤4	70	A++	40	2
PLVZ2-LIN 1100-840-280 [1)]	150	≤4	70	A++	40	2
PLVZ2-LIN 1100-865-280 [1)]	150	≤4	70	A++	40	2
PLVZ2-LIN 1300-830-560 [1)]	137	≤4	70	A++	40	3
PLVZ2-LIN 1300-840-560 [1)]	143	≤4	70	A++	40	3
PLVZ2-LIN 1300-865-560 [1)]	143	≤4	70	A++	40	3
PLVZ2-LIN 2200-830-560 [1)]	143	≤4	70	A++	40	4
PLVZ2-LIN 2200-840-560 [1)]	150	≤4	70	A++	40	4
PLVZ2-LIN 2200-865-560 [1)]	150	≤4	70	A++	40	4

1) Modules perfectly matched to OSRAM OPTOTRONIC® LED drivers (see relevant table) / For current photometric data and important safety, installation and application information, go to www.osram.com/led-systems / All the technical parameters apply to the entire module. In view of the complex manufacturing process for light-emitting diodes, the specified typical values for the technical LED parameters are merely statistical values that do not necessarily correspond to the actual technical parameters of an individual product; individual products may vary from the typical values.

Product features

- Available with color temperature: 3,000 K, 4,000 K or 6,500 K
- Poke-in wire connection for 0.5 mm^2 or 0.75 mm^2 wire
- ENEC-certified safety
- High initial color consistency: 4 SDCM
- Geometry according to Zhaga specification
- CE-marked
- High module efficacy: up to 150 lm/W
- Lifetime (L80/B10): 50,000 h (temperature at T_c = 55 °C)

Product benefits

- SELV or non-SELV module for easy luminaire design
- Modules can be easily joined together to make seamless strip lighting
- Slim module (comparable to a fluorescent T8 tube)
- Quick and simple installation
- Energy-saving compared to T5 or T8 fluorescent lamps
- Simple system construction
- Self-cooling, no additional heat sink required
- Homogeneous illumination without shadows

Areas of application

- Retail outlets
- Car parks
- Warehouses

References / Links

For more information on the multi-level guarantee and the terms and conditions of the guarantee, visit www.osram.com/system-guarantee

PrevaLED® Linear Slim 3
Linear Light Engines

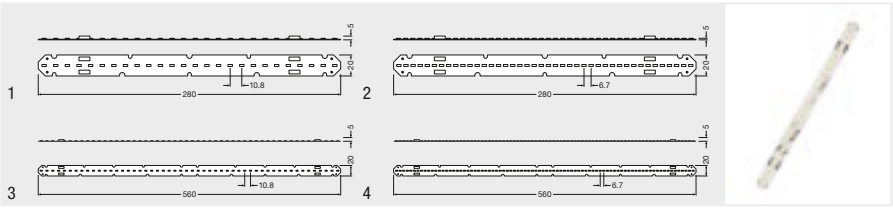

5 Year OSRAM Guarantee*

Product name	GTIN (EAN)	V	A	W	K	R_a	lm
PL-LIN S-Z3 550-830 140 [1) 2)]	4052899957152	36	0.88	3.00	4000	>80	550
PL-LIN S-Z3 550-840 140 [1) 2)]	4052899957138	36	0.88	3.00	3000	>80	550
PL-LIN S-Z3-1100-830-280 [1)]	4052899346963	36	0.175	6.30	3000	>80	1100
PL-LIN S-Z3 1100-840-280 [1)]	4052899346987	36	0.175	6.30	4000	>80	1100
PL-LIN S-Z3-1100-865-280 [1)]	4052899347007	36	0.175	6.30	6500	>80	1100
PL-LIN S-Z3-2000-830-280 [1)]	4052899347021	39	0.3	11.70	3000	>80	2000
PL-LIN S-Z3-2000-840-280 [1)]	4052899347045	39	0.3	11.70	4000	>80	2000
PL-LIN S-Z3-2000-865-280 [1)]	4052899347069	39	0.3	11.70	6500	>80	2000
PL-LIN S-Z3-2200-830-560 [1)]	4052899347083	36	0.35	12.50	3000	>80	2200
PL-LIN S-Z3-2200-840-560 [1)]	4052899347106	36	0.35	12.50	4000	>80	2200
PL-LIN S-Z3-2200-865-560 [1)]	4052899347120	36	0.35	12.50	6500	>80	2200
PL-LIN S-Z3-4000-830-560 [1)]	4052899347144	39	0.6	23.00	3000	>80	4000
PL-LIN S-Z3-4000-840-560 [1)]	4052899347168	39	0.6	23.00	4000	>80	4000
PL-LIN S-Z3-4000-865-560 [1)]	4052899347182	39	0.6	23.00	6500	>80	4000
PL-LIN S-Z3-8000-830-1400 [1) 3)]	4052899952515	140	0.35	49.0	3000	>80	8000
PL-LIN S-Z3-8000-840-1400 [1) 3)]	4052899952522	140	0.35	49.0	4000	>80	8000

Product name	lm/W	Initial SDCM	T_c			No.
PL-LIN S-Z3 550-830 140 [1) 2)]	153	≤3	75	A++	60	–
PL-LIN S-Z3 550-840 140 [1) 2)]	173	≤3	75	A++	60	–
PL-LIN S-Z3-1100-830-280 [1)]	153	≤3	75	A++	60	1
PL-LIN S-Z3 1100-840-280 [1)]	173	≤3	75	A++	60	1
PL-LIN S-Z3-1100-865-280 [1)]	167	≤3	75	A++	60	1
PL-LIN S-Z3-2000-830-280 [1)]	150	≤3	75	A++	60	2
PL-LIN S-Z3-2000-840-280 [1)]	169	≤3	75	A++	60	2
PL-LIN S-Z3-2000-865-280 [1)]	163	≤3	75	A++	60	2
PL-LIN S-Z3-2200-830-560 [1)]	153	≤3	75	A++	60	3
PL-LIN S-Z3-2200-840-560 [1)]	173	≤3	75	A++	60	3
PL-LIN S-Z3-2200-865-560 [1)]	167	≤3	75	A++	60	3
PL-LIN S-Z3-4000-830-560 [1)]	150	≤3	75	A++	60	4
PL-LIN S-Z3-4000-840-560 [1)]	169	≤3	75	A++	60	4
PL-LIN S-Z3-4000-865-560 [1)]	163	≤3	75	A++	60	4
PL-LIN S-Z3-8000-830-1400 [1) 3)]	164	≤3	75	A++	60	–
PL-LIN S-Z3-8000-840-1400 [1) 3)]	170	≤3	75	A++	60	–

1) Modules perfectly matched to OSRAM OPTOTRONIC® LED drivers (see relevant table) / For current photometric data and important safety, installation and application information, go to www.osram.com/led-systems / All the technical parameters apply to the entire module. In view of the complex manufacturing process for light-emitting diodes, the specified typical values for the technical LED parameters are merely statistical values that do not necessarily correspond to the actual technical parameters of an individual product; individual products may vary from the typical values.
2) In development, data preliminary / Available from spring 2016 (planned)
3) In development, data preliminary / Available from summer 2016 (planned)

Product features

- Module efficacy: up to 170 lm/W
- Dimensions: 140, 280, 560 or 1,400 mm x 20 mm x 6 mm
- Available with color temperature: 3,000 K, 4,000 K or 6,500 K
- Available with luminous flux: 550 lm on 140 mm
- Available with luminous flux: 650 lm, 1,100 lm or 2,000 lm on 280 mm
- Available with luminous flux: 2,200 lm or 4,000 lm on 560 mm
- Available with luminous flux: 8,000 lm on 1,400 mm
- Color rendering index R_a: > 80
- Initial color consistency: ≤ 3 SDCM
- Average lifetime (L80 B50): 50,000 h (temperature at T_c = 65 °C)
- Max. temperature at T_c point: 75 °C
- Geometry according to Zhaga Book 7 L28W2
- ENEC 10 VDE approval

Product benefits

- Slim module for design of narrow luminaires
- High homogeneity thanks to tight LED pitch
- SELV or non-isolated modules for easy luminaire design
- Modules can be easily joined together to make seamless strip lighting
- Quick and simple installation by 1 x 1,400 mm module for 1 x 1,500 mm (5 ft) fixture
- Self-cooling, no additional heat sink required

Areas of application

- Offices
- Industry

References / Links

For more information on the multi-level guarantee and the terms and conditions of the guarantee, visit www.osram.com/system-guarantee



PrevaLED® Linear Slim 2 CRI90
Linear Light Engines

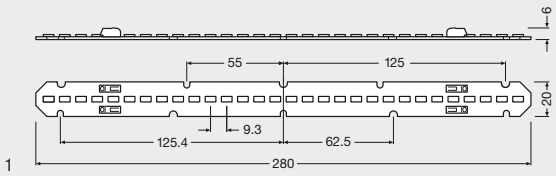



5 Year OSRAM Guarantee*

Product name	GTIN (EAN)	V	A	W	K	R_a
PLSZ2-LIN-1100-930-280 [1)]	4052899951198	42	0.22	9	3000	>90
PLSZ2-LIN-1100-940-280 [1)]	4052899951204	42	0.22	9	4000	>90
PLSZ2-LIN-1100-950-280 [1)]	4052899951211	42	0.22	9	5000	>90

Product name	lm	lm/W	T_c			No.
PLSZ2-LIN-1100-930-280 [1)]	1100	118	75	A++	16	1
PLSZ2-LIN-1100-940-280 [1)]	1100	118	75	A++	16	1
PLSZ2-LIN-1100-950-280 [1)]	1100	118	75	A++	16	1

1) Modules perfectly matched to OSRAM OPTOTRONIC® LED drivers (see relevant table) / For current photometric data and important safety, installation and application information, go to www.osram.com/led-systems / All the technical parameters apply to the entire module. In view of the complex manufacturing process for light-emitting diodes, the specified typical values for the technical LED parameters are merely statistical values that do not necessarily correspond to the actual technical parameters of an individual product; individual products may vary from the typical values.

Product features
- Dimensions: 280 mm x 20 mm x 6 mm
- Luminous flux: 1,100 lm at 280 mm length
- Available with color temperature: 3,000 K, 4,000 K, 5,000 K
- Color rendering index R_a: > 90
- Initial color consistency: ≤ 3 SDCM
- Module efficacy: up to 118 lm/W
- Average lifetime (L80 B50): 50,000 h (temperature at T_p = 60 °C)
- Maximum temperature at T_c: 75 °C
- Poke-in wire connection for wires with 0.5 mm² and 0.75 mm² cross-section
- Geometry according to Zhaga Book 7 L28W2
- ENEC 10 VDE approval

Product benefits
- SELV or non-isolated modules for easy luminaire design
- Modules can be easily joined together to make seamless strip lighting
- Fits into compact luminaires thanks to slim outline
- Quick and simple installation
- Self-cooling, no additional heat sink required
- Homogeneous illumination without shadows

Areas of application
- Hospitals
- Exhibitions, museums
- Printing industry
- Wherever a high color rendering index is needed

References / Links
For more information on the multi-level guarantee and the terms and conditions of the guarantee, visit www.osram.com/system-guarantee

PrevaLED® Linear FIT D
Linear Light Engines

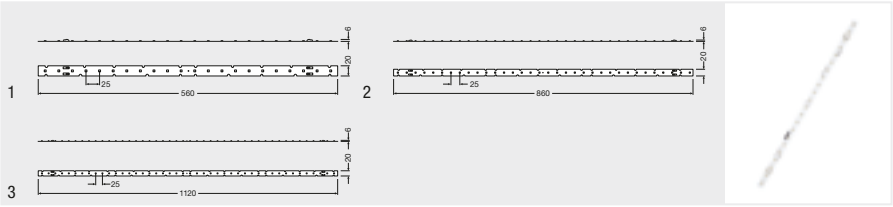

Product name	GTIN (EAN)	V	A	W	K	R_a	lm
PLFZ1-LIN-2200-840-2FT-DC [1]	4052899946002	66	0.25	17.0	4000	>80	2200
PLFZ1-LIN-3300-840-3FT-DC [1]	4052899946019	103	0.25	26.0	4000	>80	3300
PLFZ1-LIN-4400-840-4FT-DC [1]	4052899946026	133	0.25	34.0	4000	>80	4400
PLFZ1-LIN-5500-840-5FT-DC [1] [2]	4052899952539	113	0.35	39.0	4000	>80	5500

Product name	lm/W	Initial SDCM	T_c			No.
PLFZ1-LIN-2200-840-2FT-DC [1]	133	≤4.5	80	A+	40	1
PLFZ1-LIN-3300-840-3FT-DC [1]	133	≤4.5	80	A+	40	2
PLFZ1-LIN-4400-840-4FT-DC [1]	133	≤4.5	80	A+	40	3
PLFZ1-LIN-5500-840-5FT-DC [1] [2]	134	≤4.5	80	A+	60	–

1) Modules perfectly matched to OSRAM OPTOTRONIC® LED drivers (see relevant table) / For current photometric data and important safety, installation and application information, go to www.osram.com/led-systems / All the technical parameters apply to the entire module. In view of the complex manufacturing process for light-emitting diodes, the specified typical values for the technical LED parameters are merely statistical values that do not necessarily correspond to the actual technical parameters of an individual product; individual products may vary from the typical values.
2) In development, data preliminary / Available from summer 2016 (planned)

5 Year OSRAM Guarantee*

Product features
- Module efficacy: up to 133 lm/W
- Average lifetime (L70 B50): 50,000 h (temperature at T_p = 55 °C)
- Color temperature: 4,000 K
- High initial color consistency: 4.5 SDCM
- Poke-in wire connection for 0.5 mm² or 0.75 mm² wire
- Self-cooling
- CE, EAC, ENEC approval

Product benefits
- Quick and simple installation by 1 x 1,120 mm module for 1 x 1,200 mm (4 ft) luminaire and 1 x 1,400 mm module for 1 x 1,500 mm (5 ft) luminaire
- Easy luminaire assembly without wiring between modules
- Modules can be easily joined together to make seamless strip lighting
- Slim module design (size comparable to a fluorescent T5 tube)

Areas of application
- Suitable for operation on non-isolated systems
- Hallways, corridors
- Parking garages
- Warehouses

Equipment / Accessories
- Perfectly matched to non-isolated OPTOTRONIC® LED drivers

References / Links
For more information on the multi-level guarantee and the terms and conditions of the guarantee, visit www.osram.com/system-guarantee

PrevaLED® Flex Linear
Linear Light Engines

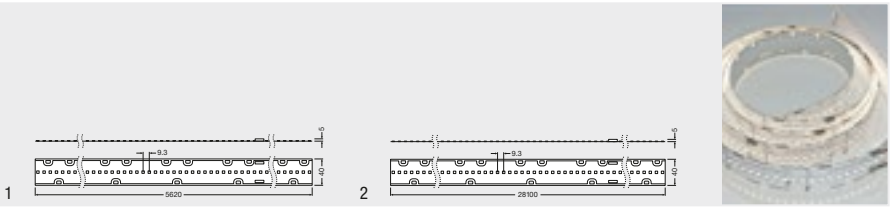

5 Year OSRAM Guarantee*

Product name	GTIN (EAN)	V	A	W	K	Ra
PFLZ1-LIN-1100-830-20x281x40 1)	4052899938137	28.5	0.26	7.41	3000	>80
PFLZ1-LIN-1100-830-100x281x40 1)	4052899938144	28.5	0.26	7.41	3000	>80
PFLZ1-LIN-1100-835-20x281x40 1)	4052899938151	28.5	0.26	7.41	3500	>80
PFLZ1-LIN-1100-835-100x281x40 1)	4052899938168	28.5	0.26	7.41	3500	>80
PFLZ1-LIN-1100-840-20x281x40 1)	4052899938175	28.5	0.26	7.41	4000	>80
PFLZ1-LIN-1100-840-100x281x40 1)	4052899938182	28.5	0.26	7.41	4000	>80
PFLZ1-LIN-1100-850-20x281x40 1)	4052899318229	28.5	0.26	7.41	5000	>80
PFLZ1-LIN-1100-850-100x281x40 1)	4052899318243	28.5	0.26	7.41	5000	>80

Product name	lm	lm/W	Initial SDCM	T_c			No.
PFLZ1-LIN-1100-830-20x281x40 1)	1100	153	≤3	75	A++	8	1
PFLZ1-LIN-1100-830-100x281x40 1)	1100	153	≤3	75	A++	6	2
PFLZ1-LIN-1100-835-20x281x40 1)	1100	153	≤3	75	A++	8	1
PFLZ1-LIN-1100-835-100x281x40 1)	1100	153	≤3	75	A++	6	2
PFLZ1-LIN-1100-840-20x281x40 1)	1100	153	≤3	75	A++	8	1
PFLZ1-LIN-1100-840-100x281x40 1)	1100	153	≤3	75	A++	6	2
PFLZ1-LIN-1100-850-20x281x40 1)	1100	169	≤3	75	A++	8	1
PFLZ1-LIN-1100-850-100x281x40 1)	1100	169	≤3	75	A++	6	2

1) Modules perfectly matched to OSRAM OPTOTRONIC® LED drivers (see relevant table) / For current photometric data and important safety, installation and application information, go to www.osram.com/led-systems / All the technical parameters apply to the entire module. In view of the complex manufacturing process for light-emitting diodes, the specified typical values for the technical LED parameters are merely statistical values that do not necessarily correspond to the actual technical parameters of an individual product; individual products may vary from the typical values.

Product features
- Module efficacy: up to 153 lm/W
- Luminous flux: 1,100 lm at 281 mm length
- Dimensions (reel in total): 5,600 mm x 40 mm
- Available with color temperature: 3,000 K, 3,500 K, 4,000 K or 5,000 K
- Color rendering index R_a: > 80
- Average lifetime (L80 B10): 50,000 h (temperature at T_p = 45 °C)
- Geometry according to Zhaga Book 7 L28W4
- CE-marked
- ENEC 10 approval

Product benefits
- Flexible, ultra-thin substrate for customized luminaire design
- High flexibility due to cutting possibility each 93.3 mm
- Simplified storage due to module on reel
- Self-cooling, no additional heat sink required
- Minimum bending radius of 150 mm for use in curved luminaires
- SELV module for easy luminaire design
- Consistent white light, SDCM (Standard Deviation of Color Matching): 3
- Easy mounting and assembly

Areas of application
- Offices
- Industry

References / Links
For more information on the multi-level guarantee and the terms and conditions of the guarantee, visit www.osram.com/system-guarantee

PrevaLED® Linear AC
Linear Light Engines

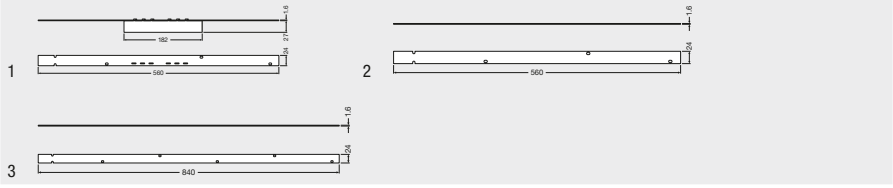

Product name	GTIN (EAN)	V	W	K	Ra	lm
PL-LIN AC M-G1-840 560x24 230 [1) 2) 4)]	4052899952546	220…240	– [2)]	4000	>80	- [2)]
PL-LIN AC E-G1-840 560x24 230 [1) 4)]	4052899952553	-	35/57 [3)]	4000	>80	4400/6400 [3)]
PL-LIN AC E-G1-840 840x24 230 [1) 4)]	4052899952560	-	44/71 [3)]	4000	>80	5500/8000 [3)]

Product name	lm/W	Initial SDCM	T_c			No.
PL-LIN AC M-G1-840 560x24 230 [1) 2) 4)]	- [2)]	≤4	100	A+	60	1
PL-LIN AC E-G1-840 560x24 230 [1) 4)]	125 / 115 [3)]	≤4	100	A+	60	2
PL-LIN AC E-G1-840 840x24 230 [1) 4)]	125 / 115 [3)]	≤4	100	A+	60	3

1) For current photometric data and important safety, installation and application information, go to www.osram.com/led-systems / All the technical parameters apply to the entire module. In view of the complex manufacturing process for light-emitting diodes, the specified typical values for the technical LED parameters are merely statistical values that do not necessarily correspond to the actual technical parameters of an individual product; individual products may vary from the typical values.
2) Not for single operation
3) HE/HO
4) In development, data preliminary / Available from spring 2016 (planned)

5 Year OSRAM Guarantee*

Product features
- Luminous flux settings (HE) High efficiency / (HO) High lumen output can be selected via jumper on driver
- System efficacy: up to 125 lm/W (HE), 115 lm/W (HO)
- Dimensions main board with driver: 560 mm (2 ft) x 28 mm
- Dimensions extension board for 1,200 mm (4 ft) luminaire: 560 mm (2 ft) x 28 mm
- Dimensions extension board for 1,500 mm (5 ft) luminaire: 840 mm (3 ft) x 28 mm
- Available with luminous flux on 1,120 mm (4 ft): 4,400 lm (HE), 6,400 lm (HO)
- Available with luminous flux on 1,400 mm (5 ft): 5,500 lm (HE), 8,000 lm (HO)
- Color temperature: 4,000 K
- Color rendering index R_a: > 80
- Initial color consistency: ≤ 4 SDCM
- Average lifetime (L70 B50): 50,000 h (temperature at T_p = 55 °C)
- ENEC 10 VDE in preparation

Product benefits
- Connect directly to 220…240 V AC mains voltage
- Selection of different lumen outputs (HE/HO) and different lengths
- No external driver required
- Enables low-cost and compact luminaire designs
- Simplified logistics as no external driver or special cables are required
- Modules can be easily joined together
- Self-cooling, no additional heat sink required

Areas of application
- Industry
- Parking garages

References / Links
For more information on the multi-level guarantee and the terms and conditions of the guarantee, visit www.osram.com/system-guarantee

PrevaLED® Linear Value – Accessories for Linear Light Engines

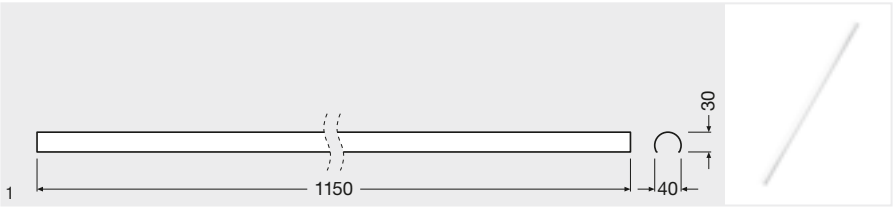

Product name	GTIN (EAN)	h [mm]	b [mm]	l [mm]		No.
PREVALED LV DIFFUSER 560	4052899130319	30	40	560	100	1
PREVALED LV DIFFUSER 600	4052899130333	30	40	600	100	1
PREVALED LV DIFFUSER 1150	4052899130357	30	40	1150	50	1
PREVALED LV DIFFUSER 1450	4052899130371	30	40	1450	50	1

Area and Bar Light Engines – Summary of portfolio

PrevaLED® Area and PrevaLED® Bar are LED modules for the operation on OPTOTRONIC® SELV or non-isolated drivers. The modules are characterized by an especially long lifetime at low lumen depreciation. After only three threshold values, they show a high color consistency.

It's the sum of all benefits that counts



PrevaLED® Bar

PrevaLED® Bar is an efficient module with an LED arrangement of three rows. Thus, the luminance is reduced and glare avoided. The module is particularly suitable for strip lighting in industrial production plants or integrated recessed luminaires and, with 3,000 K, 4,000 K and 6,500 K, offers the right light color for every application. Do you need a certain beam angle? No problem, PrevaLED® Bar is fully compatible with standard optics and fits to a range of various lenses.



PrevaLED® Area

PrevaLED® Area impresses as a square module with long lifetime and is primarily used in area luminaires and light ceilings. Thanks to an intelligent design, the installation is easy and fast. In case of a ceiling panel or square recessed luminaire, only two modules have to be connected and the luminaire is ready. Depending on the requirements, the right SELV or non-isolated driver completes the solution.

PrevaLED® Area Gen2
Area and Bar Light Engines

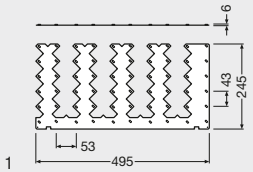

1



5 Year OSRAM Guarantee*

Product name	GTIN (EAN)	V	A	W	K	R_a	lm
PLG2-AR-2250-830-495x245-DC [1]	4052899304055	43	0.35	15	3000	>80	2250
PLG2-AR-2250-840-495x245-DC [1]	4052899304086	43	0.35	15	4000	>80	2250

Product name	lm/W	Initial SDCM	T_c			No.
PLG2-AR-2250-830-495x245-DC [1]	150	≤3	80	A++	20	1
PLG2-AR-2250-840-495x245-DC [1]	150	≤3	80	A++	20	1

1) Modules perfectly matched to OSRAM OPTOTRONIC® LED drivers (see relevant table) / For current photometric data and important safety, installation and application information, go to www.osram.com/led-systems / All the technical parameters apply to the entire module. In view of the complex manufacturing process for light-emitting diodes, the specified typical values for the technical LED parameters are merely statistical values that do not necessarily correspond to the actual technical parameters of an individual product; individual products may vary from the typical values.

Product features
- High module efficacy: up to 150 lm/W
- Average lifetime (L80 B10): 50,000 h (temperature at T_c = 55 °C)
- Available with color temperature: 3,000 K, 4,000 K
- High initial color consistency: 3 SDCM
- Poke-in wire connection for 0.5 mm² or 0.75 mm² wire
- Self-cooling
- CE-marked
- ENEC approval mark

Product benefits
- Rectangular shape (495 mm x 245 mm) to fit in multiple square applications
- Easy installation and mounting via interconnection of two modules
- Provides homogenous light suitable for application in area luminaires
- SELV or non-isolated modules for easy luminaire design

Areas of application
- Offices
- Hallways, corridors
- Light ceilings

References / Links
For more information on the multi-level guarantee and the terms and conditions of the guarantee, visit www.osram.com/system-guarantee

PrevaLED® Bar Gen2
Area and Bar Light Engines

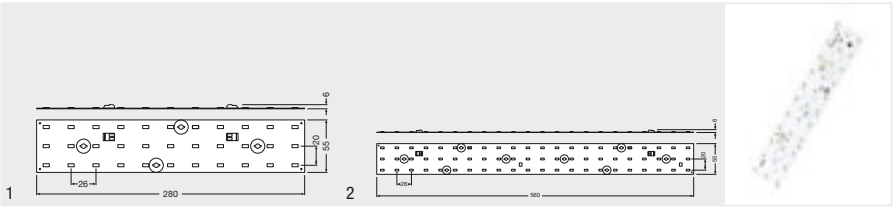

Product name	GTIN (EAN)	V	A	W	K	Ra	lm
PLG2-BAR-1100-830-280x55-DC [1)]	4052899303935	31	0.225	7.0	3000	>80	1100
PLG2-BAR-1100-840-280x55-DC [1)]	4052899303959	31	0.225	7.0	4000	>80	1100
PLG2-BAR-1100-865-280x55-DC [1)]	4052899303973	31	0.225	7.0	6500	>80	1100
PLG2-BAR-2200-830-560x55-DC [1)]	4052899303997	31	0.450	14	3000	>80	2200
PLG2-BAR-2200-840-560x55-DC [1)]	4052899304017	31	0.450	14	4000	>80	2200
PLG2-BAR-2200-865-560x55-DC [1)]	4052899304031	31	0.450	14	6500	>80	2200

Product name	lm/W	Initial SDCM	T_c			No.
PLG2-BAR-1100-830-280x55-DC [1)]	155	≤3	80	A++	40	1
PLG2-BAR-1100-840-280x55-DC [1)]	155	≤3	80	A++	40	1
PLG2-BAR-1100-865-280x55-DC [1)]	155	≤3	80	A++	40	1
PLG2-BAR-2200-830-560x55-DC [1)]	155	≤3	80	A++	40	2
PLG2-BAR-2200-840-560x55-DC [1)]	155	≤3	80	A++	40	2
PLG2-BAR-2200-865-560x55-DC [1)]	155	≤3	80	A++	40	2

1) Modules perfectly matched to OSRAM OPTOTRONIC® LED drivers (see relevant table) / For current photometric data and important safety, installation and application information, go to www.osram.com/led-systems / All the technical parameters apply to the entire module. In view of the complex manufacturing process for light-emitting diodes, the specified typical values for the technical LED parameters are merely statistical values that do not necessarily correspond to the actual technical parameters of an individual product; individual products may vary from the typical values.

5 Year OSRAM Guarantee*

Product features
- High module efficacy: up to 155 lm/W
- Average lifetime (L80 B10): 50,000 h (temperature at T_c = 55 °C)
- Available with color temperature: 3,000 K, 4,000 K or 6,500 K
- High initial color consistency: 3 SDCM
- Poke-in wire connection for 0.5 mm² or 0.75 mm² wire
- Serial and parallel connection
- Self-cooling
- CE-marked
- ENEC approval mark

Product benefits
- Perfect match to LEDIL Florence 3R lenses
- Rectangular shape (280 mm, 560 mm x 55 mm) to fit in multiple trunking systems
- Reduced light density thanks to three-row LED arrangement

Areas of application
- Suitable for application in trunking systems
- Industry
- Supermarkets

References / Links
For more information on the multi-level guarantee and the terms and conditions of the guarantee, visit www.osram.com/system-guarantee

LED modules for light advertising and backlighting – Summary of portfolio



LED modules for illuminated signage and backlighting

LED modules are becoming ever more popular for the backlighting of buildings, for example for illuminated signage. The advantages are obvious. Compared to traditional lighting solutions using neon or T5/T8 fluorescent lamps, LED modules have longer lifespans and thus less service intervals. Significant energy costs can be saved thanks to higher efficiency levels. With LEDs as point light sources combined with optics designed specifically for the application, highly homogeneous backlighting is achieved, offering a new level of design freedom. Colored LED modules can also be integrated into the application to positively intensify perception of the backlight object or building.

With an efficient complete system, OSRAM is setting standards in modern illuminated advertising. The range of services includes:

- BackLED and BoxLED® modules with robust designs including high IP protection
- Wide range of module sizes: XS, S, M, L, XS and DS (double-sided)
- Wide range of colors: 3,000 K, 4,000 K, 6,500 K, red, green, blue, RGBW and TW (tunable white from 2,700 K to 6,500 K)
- Homogeneous illumination and backlighting using OSRAM Flat Ray or Square Lens technology
- Mounting profiles for simple and rapid installation

LED deSIGNer

The LED deSIGNer allows you to calculate the required number of components with this online planning tool. The new software leads you step-by-step to an optimal system of LED modules, LED drivers and accessories. You can then use the evaluations for your customer propositions. Calculate with us: **www.osram.com/led-designer**.

BoxLED® XS Plus G15
LED modules for light advertising and backlighting

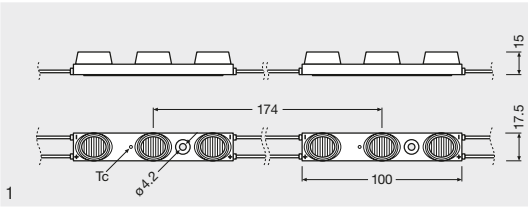

1



Product name	GTIN (EAN)	V	W CHAIN	W MODULE	K		lm CHAIN
BX-XS-PL-765 [1]	4052899269651	12	60	1.9	6500	White	4336
BX-XS-PL-840 [1]	4052899269736	12	60	1.9	4000	White	3652
BX-XS-PL-830 [1]	4052899269811	12	60	1.9	3000	White	3652

Product name	lm MODULE		Modules/ Chain			No.
BX-XS-PL-765 [1]	135.5	12 x 34	32	A++	5	1
BX-XS-PL-840 [1]	114.1	12 x 34	32	A+	5	1
BX-XS-PL-830 [1]	114.1	12 x 34	32	A+	5	1

1) Modules perfectly matched to OSRAM OPTOTRONIC® LED drivers (see relevant table) / For current photometric data and important safety, installation and application information, go to www.osram.com/led-systems / All the technical parameters apply to the entire module. In view of the complex manufacturing process for light-emitting diodes, the specified typical values for the technical LED parameters are merely statistical values that do not necessarily correspond to the actual technical parameters of an individual product; individual products may vary from the typical values.

Product features
- Connected with flexible cables
- Type of protection (modules): IP66
- Special robust encapsulation
- CE-marked

Product benefits
- Uniform illumination thanks to optimized elliptical lenses
- Click and Play: quick and easy click-in of the LED modules, no tools needed
- Excellent module efficacy
- Very long lifetime
- 5-year guarantee

Areas of application
- Permanent outdoor use in enclosed light boxes
- Signage and illuminated advertising
- Illumination of single and double-sided light boxes
- Wallwashing, cove lighting

Equipment / Accessories
- Several types of OPTOTRONIC® 12 V LED drivers available
- BackLED mounting profile BA-MP

References / Links
For more information on the multi-level guarantee and the terms and conditions of the guarantee, visit www.osram.com/system-guarantee

BoxLED® M Plus G15
LED modules for light advertising and backlighting

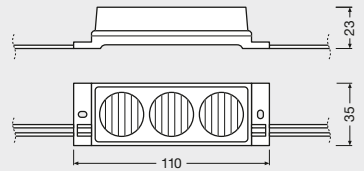

1



5 Year OSRAM Guarantee*

Product name	GTIN (EAN)	V	W CHAIN	W MODULE	K		lm CHAIN
BX-M-PL-830 1)	4052899947030	24	99.8	3.1	3000	White	10474
BX-M-PL-840 1)	4052899947016	24	99.8	3.1	4000	White	10474
BX-M-PL-865 1)	4052899946996	24	99.8	3.1	6500	White	10849

Product name	lm MODULE		Modules/ Chain		No.
BX-M-PL-830 1)	327	10 x 36	32	5	1
BX-M-PL-840 1)	327	10 x 36	32	5	1
BX-M-PL-865 1)	339	10 x 36	32	5	1

1) Modules perfectly matched to OSRAM OPTOTRONIC® LED drivers (see relevant table) / For current photometric data and important safety, installation and application information, go to www.osram.com/led-systems / All the technical parameters apply to the entire module. In view of the complex manufacturing process for light-emitting diodes, the specified typical values for the technical LED parameters are merely statistical values that do not necessarily correspond to the actual technical parameters of an individual product; individual products may vary from the typical values.

Product features
- Chain of 32 linear LED modules
- Connected with flexible cables
- Type of protection (modules): IP66
- Special robust encapsulation
- Fully integrated heat sink

Product benefits
- Modules are compatible with BackLED mounting profile
- Uniform illumination thanks to optimized elliptical lenses
- Several options for quick and simple mounting: bolting or snap-in
- Excellent module efficacy
- Very long lifetime
- 5-year guarantee

Areas of application
- Signage and illuminated advertising
- Illumination of single and double-sided light boxes
- Permanent outdoor use in enclosed light boxes

Equipment / Accessories
- Several types of OPTOTRONIC® 24 V LED drivers available
- BoxLED® mounting profile BX-MP

References / Links
For more information on the multi-level guarantee and the terms and conditions of the guarantee, visit www.osram.com/system-guarantee

BoxLED® L Plus G15
LED modules for light advertising and backlighting

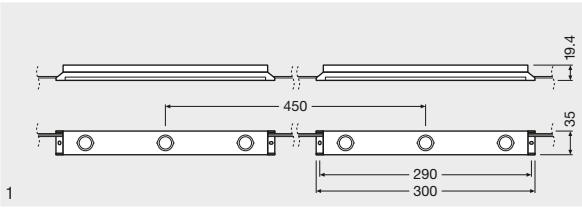



Product name	GTIN (EAN)	V	W CHAIN	W MODULE	K		lm CHAIN
BX-L-PL-765 [1]	4052899201088	12	60	7.5	6500	White	5030
BX-L-PL-840 [1]	4052899200968	12	60	7.5	4000	White	4350
BX-L-PL-830 [1]	4052899200517	12	60	7.5	3000	White	4040

Product name	lm MODULE		Modules/ Chain			No.
BX-L-PL-765 [1]	628.8	15.0 x 53.5	8	A+	5	1
BX-L-PL-840 [1]	543.8	15.0 x 53.5	8	A+	5	1
BX-L-PL-830 [1]	505	15.0 x 53.5	8	A	5	1

1) Modules perfectly matched to OSRAM OPTOTRONIC® LED drivers (see relevant table) / For current photometric data and important safety, installation and application information, go to www.osram.com/led-systems / All the technical parameters apply to the entire module. In view of the complex manufacturing process for light-emitting diodes, the specified typical values for the technical LED parameters are merely statistical values that do not necessarily correspond to the actual technical parameters of an individual product; individual products may vary from the typical values.

5 Year OSRAM Guarantee*

Product features
- Connected with flexible cables
- Type of protection (modules): IP66
- Special robust encapsulation
- CE-marked

Product benefits
- Uniform illumination thanks to optimized elliptical lenses
- Click and Play: quick and easy click-in of the LED modules, no tools needed
- Excellent module efficacy
- Very long lifetime
- 5-year guarantee

Areas of application
- Permanent outdoor use in enclosed light boxes
- Signage and illuminated advertising
- Illumination of single and double-sided light boxes
- Wallwashing, cove lighting

Equipment / Accessories
- Several types of OPTOTRONIC® 12 V LED drivers available
- BoxLED® mounting profile BX-MP

References / Links
For more information on the multi-level guarantee and the terms and conditions of the guarantee, visit www.osram.com/system-guarantee

BackLED S Plus G15
LED modules for light advertising and backlighting

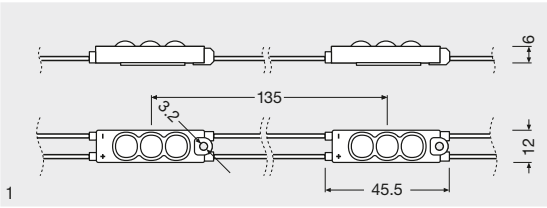

1



5 Year OSRAM Guarantee*

Square-Ray Technology

Product name	GTIN (EAN)	V	W CHAIN	W MODULE	K	λ	
BA-S-PL-830 [1]	4052899300613	12	33.8	0.38	3000	-	White
BA-S-PL-840 [1]	4052899300590	12	33.8	0.38	4000	-	White
BA-S-PL-865 [1]	4052899300576	12	33.8	0.38	6500	-	White
BA-S-PL BL [1]	4052899300675	12	16.9	0.38	-	466	Blue
BA-S-PL GN [1]	4052899300651	12	16.9	0.38	-	523	Green
BA-S-PL RD [1]	4052899300637	12	33.8	0.38	-	625	Red

Product name	lm CHAIN	lm MODULE	∠°	Modules/ Chain			No.
BA-S-PL-830 [1]	3140	34.9	155	90	A++	5	1
BA-S-PL-840 [1]	3400	37.8	155	90	A++	5	1
BA-S-PL-865 [1]	3400	37.8	155	90	A++	5	1
BA-S-PL BL [1]	255	5.7	155	45	A	5	1
BA-S-PL GN [1]	1110	24.7	155	45	A+	5	1
BA-S-PL RD [1]	1215	13.5	155	90	B	5	1

1) Modules perfectly matched to OSRAM OPTOTRONIC® LED drivers (see relevant table) / For current photometric data and important safety, installation and application information, go to www.osram.com/led-systems / All the technical parameters apply to the entire module. In view of the complex manufacturing process for light-emitting diodes, the specified typical values for the technical LED parameters are merely statistical values that do not necessarily correspond to the actual technical parameters of an individual product; individual products may vary from the typical values.

Product features
- Connected with flexible cables
- Type of protection (modules): IP66
- Color rendering index R_a: > 80
- Special robust encapsulation
- CE-marked and UL-listed

Product benefits
- Uniform illumination at high LED pitches thanks to Square Lens technology
- Modules are compatible with BackLED mounting profile
- Significantly better application efficiency compared to systems without lenses
- Several options for quick and simple mounting: bolting or snap-in
- Excellent module efficacy
- Very long lifetime
- 5-year guarantee

Areas of application
- Signage and illuminated advertising
- Backlighting of small and/or flat channel letters
- Backlighting of single and double-sided light boxes
- Permanent outdoor use in enclosed light boxes or channel letters

Equipment / Accessories
- BackLED mounting profile BA-SM-MP
- Several types of OPTOTRONIC® 12 V LED drivers available

References / Links
For more information on the multi-level guarantee and the terms and conditions of the guarantee, visit www.osram.com/system-guarantee

BackLED M Plus G15
LED modules for light advertising and backlighting

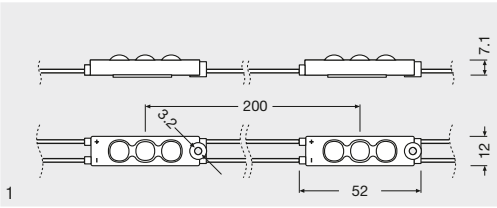

1



Product name	GTIN (EAN)	V	W CHAIN	W MODULE	K	λ	
BA-M-PL-830 [1]	4052899300538	12	30	0.75	3000	–	White
BA-M-PL-840 [1]	4052899300514	12	30	0.75	4000	–	White
BA-M-PL-865 [1]	4052899300491	12	30	0.75	6500	–	White
BA-M-PL RD [1]	4052899300552	12	25	0.62	-	625	Red

Product name	lm CHAIN	lm MODULE		Modules/ Chain			No.
BA-M-PL-830 [1]	2600	65	155	40	A+	5	1
BA-M-PL-840 [1]	2800	70	155	40	A+	5	1
BA-M-PL-865 [1]	2800	70	155	40	A+	5	1
BA-M-PL RD [1]	907	22.7	155	40	A	5	1

1) Modules perfectly matched to OSRAM OPTOTRONIC® LED drivers (see relevant table) / For current photometric data and important safety, installation and application information, go to www.osram.com/led-systems / All the technical parameters apply to the entire module. In view of the complex manufacturing process for light-emitting diodes, the specified typical values for the technical LED parameters are merely statistical values that do not necessarily correspond to the actual technical parameters of an individual product; individual products may vary from the typical values.

Product features
- Connected with flexible cables
- Type of protection (modules): IP66
- Color rendering index R_a: > 80
- Special robust encapsulation
- CE-marked and UL-listed

Product benefits
- Uniform illumination at high LED pitches thanks to Square Lens technology
- Modules are compatible with BackLED mounting profile
- Significantly better application efficiency compared to systems without lenses
- Several options for quick and simple mounting: bolting or snap-in
- Excellent module efficacy
- Very long lifetime
- 5-year guarantee

Areas of application
- Signage and illuminated advertising
- Backlighting of medium-size channel letters
- Backlighting of single and double-sided light boxes
- Permanent outdoor use in enclosed light boxes or channel letters

Equipment / Accessories
- BackLED mounting profile BA-SM-MP
- Several types of OPTOTRONIC® 12 V LED drivers available

References / Links
For more information on the multi-level guarantee and the terms and conditions of the guarantee, visit www.osram.com/system-guarantee

BackLED L Plus G15
LED modules for light advertising and backlighting

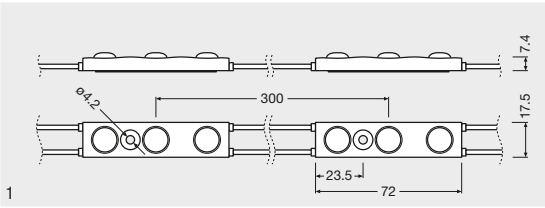

1



5 Year OSRAM Guarantee*

Product name	GTIN (EAN)	V	W CHAIN	W MODULE	K		lm CHAIN
BA-L-PL-865 [1]	4052899240872	12	52	1.63	6500	White	4772
BA-L-PL-840 [1]	4052899240896	12	52	1.63	4000	White	4697
BA-L-PL-830 [1]	4052899240919	12	52	1.63	3000	White	4349

Product name	lm MODULE		Modules/ Chain			No.
BA-L-PL-865 [1]	149.1	150	32	A+	5	1
BA-L-PL-840 [1]	146.8	150	32	A+	5	1
BA-L-PL-830 [1]	135.9	150	32	A+	5	1

1) Modules perfectly matched to OSRAM OPTOTRONIC® LED drivers (see relevant table) / For current photometric data and important safety, installation and application information, go to www.osram.com/led-systems / All the technical parameters apply to the entire module. In view of the complex manufacturing process for light-emitting diodes, the specified typical values for the technical LED parameters are merely statistical values that do not necessarily correspond to the actual technical parameters of an individual product; individual products may vary from the typical values.

Product features
- Connected with flexible cables
- Type of protection (modules): IP66
- Color rendering index R_a: > 80
- Special robust encapsulation
- CE-marked and UL-listed

Product benefits
- Uniform illumination at high LED pitches thanks to Flat Ray technology
- Click and Play: quick and easy click-in of the LED modules, no tools needed
- Excellent module efficacy
- Very long lifetime
- 5-year guarantee

Areas of application
- Signage and illuminated advertising
- Backlighting of single and double-sided light boxes (backlighting)
- Permanent outdoor use in enclosed light boxes
- Decorative applications

Equipment / Accessories
- BackLED mounting profile BA-MP
- Several types of OPTOTRONIC® 12 V LED drivers available

References / Links
For more information on the multi-level guarantee and the terms and conditions of the guarantee, visit www.osram.com/system-guarantee

BackLED XL Plus G15
LED modules for light advertising and backlighting

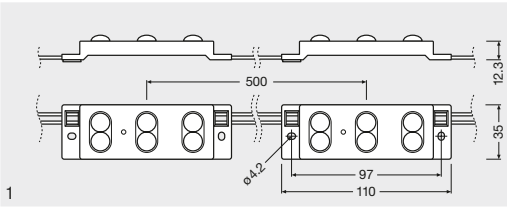

1



Product name	GTIN (EAN)	V	W CHAIN	W MODULE	K		lm CHAIN
BA-XL-PL-865 [1]	4052899245815	24	99.8	3.1	6500	White	9544
BA-XL-PL-840 [1]	4052899245839	24	99.8	3.1	4000	White	9394
BA-XL-PL-830 [1]	4052899245853	24	99.8	3.1	3000	White	8697

Product name	lm MODULE		Modules/ Chain			No.
BA-XL-PL-865 [1]	298.3	150	32	A	5	1
BA-XL-PL-840 [1]	293.6	150	32	A	5	1
BA-XL-PL-830 [1]	271.8	150	32	A	5	1

1) Modules perfectly matched to OSRAM OPTOTRONIC® LED drivers (see relevant table) / For current photometric data and important safety, installation and application information, go to www.osram.com/led-systems / All the technical parameters apply to the entire module. In view of the complex manufacturing process for light-emitting diodes, the specified typical values for the technical LED parameters are merely statistical values that do not necessarily correspond to the actual technical parameters of an individual product; individual products may vary from the typical values.

Product features
- Connected with flexible cables
- Type of protection (modules): IP66
- Color rendering index R_a: > 80
- Special robust encapsulation
- CE-marked and UL-listed

Product benefits
- Uniform illumination at high LED pitches thanks to Flat Ray technology
- Click and Play: quick and easy click-in of the LED modules, no tools needed
- Excellent module efficacy
- Very long lifetime
- 5-year guarantee

Areas of application
- Signage and illuminated advertising
- Backlighting of single and double-sided light boxes (backlighting)
- Permanent outdoor use in enclosed light boxes
- Decorative applications

Equipment / Accessories
- BoxLED® mounting profile BX-MP
- Several types of OPTOTRONIC® 24 V LED drivers available

References / Links
For more information on the multi-level guarantee and the terms and conditions of the guarantee, visit www.osram.com/system-guarantee

BackLED DS Plus G15
LED modules for light advertising and backlighting

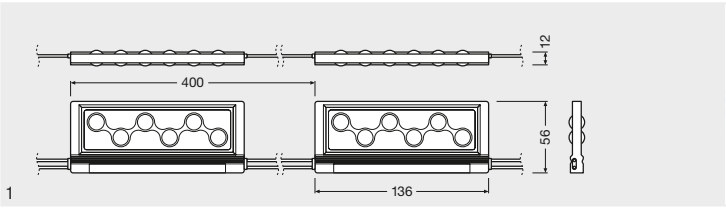



Product name	GTIN (EAN)	V	W CHAIN	W MODULE	K		lm CHAIN
BA-DS-PL-865 [1]	4052899245891	24	99.8	6.2	6500	White	9756

Product name	lm MODULE		Modules/ Chain			No.
BA-DS-PL-865 [1]	609.8 [2]	150	16	A	5	1

1) Modules perfectly matched to OSRAM OPTOTRONIC® LED drivers (see relevant table) / For current photometric data and important safety, installation and application information, go to www.osram.com/led-systems / All the technical parameters apply to the entire module. In view of the complex manufacturing process for light-emitting diodes, the specified typical values for the technical LED parameters are merely statistical values that do not necessarily correspond to the actual technical parameters of an individual product; individual products may vary from the typical values.
2) 304.9 lm on each side

Product features
- Connected with flexible cables
- Type of protection (modules): IP66
- Color rendering index R_a: > 80
- Special robust encapsulation
- CE-marked and UL-listed

Product benefits
- Uniform illumination at high LED pitches thanks to Flat Ray technology
- Modules compatible with the BoxLED® DS mounting profile
- Click and Play: quick and easy click-in of the LED modules, no tools needed
- Excellent module efficacy
- Very long lifetime
- 5-year guarantee

Areas of application
- Signage and illuminated advertising
- Backlighting of double-sided light boxes and pylons
- Permanent outdoor use in enclosed light boxes

Equipment / Accessories
- Several types of OPTOTRONIC® 24 V LED drivers available
- BoxLED® Back Plus DS mounting profile
- BoxLED® Back Plus DS mounting brackets

References / Links
For more information on the multi-level guarantee and the terms and conditions of the guarantee, visit www.osram.com/system-guarantee

BackLED RGBW Plus G15
LED modules for light advertising and backlighting

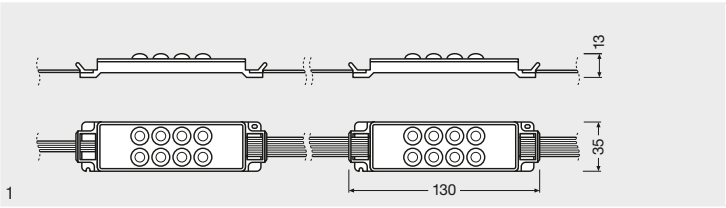

Product name	GTIN (EAN)	V	W CHAIN	W MODULE		lm CHAIN
BA-RGBW-PL G15 [1]	4052899946972	24	55.2	3.7	RGB, White	2310

Product name	lm MODULE		Modules/ Chain			No.
BA-RGBW-PL G15 [1]	154	150	15	B	5	1

1) Modules perfectly matched to OSRAM OPTOTRONIC® LED drivers (see relevant table) / For current photometric data and important safety, installation and application information, go to www.osram.com/led-systems / All the technical parameters apply to the entire module. In view of the complex manufacturing process for light-emitting diodes, the specified typical values for the technical LED parameters are merely statistical values that do not necessarily correspond to the actual technical parameters of an individual product; individual products may vary from the typical values.

5 Year OSRAM Guarantee*

Product features
- Connected with flexible cables
- Type of protection (modules): IP66
- Special robust encapsulation
- CE-marked

Product benefits
- Simple fixing with M3 screws
- Broad color mixing palette (in connection with light management systems)
- Uniform backlighting of large surfaces thanks to extremely wide angle optics
- Simple connection with open cable ends
- Dimmable by pulse width modulation (PWM)
- 5-year guarantee

Areas of application
- Dynamic color backlighting
- Dynamic mood lighting
- Spas
- Shops
- Restaurants
- Trade fair lighting
- Permanent outdoor use in enclosed light boxes or channel letters

Equipment / Accessories
- Several types of OPTOTRONIC® 24 V LED drivers available
- BoxLED® mounting profile BX-MP

References / Links
For more information on the multi-level guarantee and the terms and conditions of the guarantee, visit www.osram.com/system-guarantee

BackLED TW Plus G15
LED modules for light advertising and backlighting

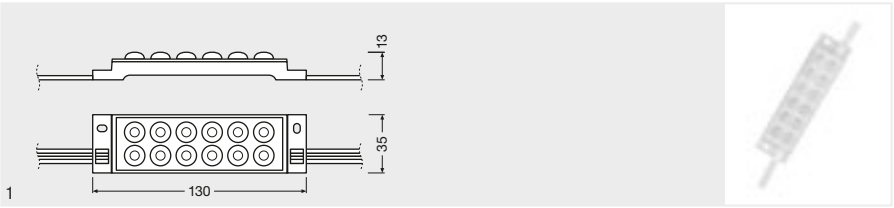

5 Year OSRAM Guarantee*

Product name	GTIN (EAN)	V	W CHAIN	W MODULE	K		lm CHAIN
BA-TW-PL 865-82 [1]	4052899946958	24	96	4.8	2700–6500	Tunable White	9200

Product name	lm MODULE		Modules/ Chain			No.
BA-TW-PL 865-82 [1]	460	150	20	A+	5	1

1) Modules perfectly matched to OSRAM OPTOTRONIC® LED drivers (see relevant table) / For current photometric data and important safety, installation and application information, go to www.osram.com/led-systems / All the technical parameters apply to the entire module. In view of the complex manufacturing process for light-emitting diodes, the specified typical values for the technical LED parameters are merely statistical values that do not necessarily correspond to the actual technical parameters of an individual product; individual products may vary from the typical values.

Product features
- Connected with flexible cables
- Type of protection (modules): IP66
- Light color: dynamic 2,700…6,500 K
- Special robust encapsulation
- CE-marked

Product benefits
- Flexible programmable lighting moods in connection with light management systems
- Uniform backlighting of large surfaces thanks to extremely wide angle optics
- Simple fixing with M3 screws
- UV and IR-free light preserves exhibits
- 5-year guarantee

Areas of application
- Daylight simulation
- Spas
- Shops
- Offices
- Museums, art galleries
- Permanent outdoor use in enclosed light boxes or channel letters

Equipment / Accessories
- Seven types of OPTOTRONIC® 24 V LED drivers available
- BoxLED® mounting profile BX-MP

References / Links
For more information on the multi-level guarantee and the terms and conditions of the guarantee, visit www.osram.com/system-guarantee

BackLED XS Basic G15
LED modules for light advertising and backlighting

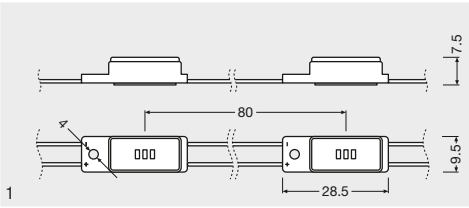



Product name	GTIN (EAN)	V	W CHAIN	W MODULE	K		lm CHAIN
BA-XS-BC-865 [1]	4052899226241	12	12.5	0.25	6500	White	1101

Product name	lm MODULE		Modules/ Chain			No.
BA-XS-BC-865 [1]	22	110	50	A	5	1

1) Modules perfectly matched to OSRAM OPTOTRONIC® LED drivers (see relevant table) / For current photometric data and important safety, installation and application information, go to www.osram.com/led-systems / All the technical parameters apply to the entire module. In view of the complex manufacturing process for light-emitting diodes, the specified typical values for the technical LED parameters are merely statistical values that do not necessarily correspond to the actual technical parameters of an individual product; individual products may vary from the typical values.

5 Year OSRAM Guarantee*

Product features
- Slim outline
- Connected with flexible cables
- Type of protection (modules): IP66
- Color rendering index R_a: > 80
- Special robust encapsulation
- CE-marked and UL-listed

Product benefits
- Excellent module efficacy
- Very long lifetime
- 5-year guarantee
- Easy to install

Areas of application
- Signage and illuminated advertising
- Backlighting of single and double-sided light boxes (backlighting)
- Permanent outdoor use in enclosed light boxes

Equipment / Accessories
- Several types of OPTOTRONIC® 12 V LED drivers available

References / Links
For more information on the multi-level guarantee and the terms and conditions of the guarantee, visit www.osram.com/system-guarantee

BackLED M Basic G15
LED modules for light advertising and backlighting

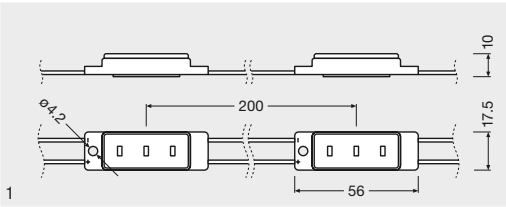

5 Year OSRAM Guarantee*

Product name	GTIN (EAN)	V	W CHAIN	W MODULE	K		lm CHAIN
BA-M-BC-865 [1]	4052899231979	12	30	0.75	6500	White	3090

Product name	lm MODULE		Modules/ Chain			No.
BA-M-BC-865 [1]	77.2	120	40	A++	5	1

1) Modules perfectly matched to OSRAM OPTOTRONIC® LED drivers (see relevant table) / For current photometric data and important safety, installation and application information, go to www.osram.com/led-systems / All the technical parameters apply to the entire module. In view of the complex manufacturing process for light-emitting diodes, the specified typical values for the technical LED parameters are merely statistical values that do not necessarily correspond to the actual technical parameters of an individual product; individual products may vary from the typical values.

Product features
- Connected with flexible cables
- Type of protection (modules): IP66
- Color rendering index R_a: > 80
- Special robust encapsulation
- CE-marked and UL-listed

Product benefits
- Excellent module efficacy
- Very long lifetime
- 5-year guarantee
- Easy to install

Areas of application
- Signage and illuminated advertising
- Backlighting of single and double-sided light boxes (backlighting)
- Permanent outdoor use in enclosed light boxes

Equipment / Accessories
- BackLED mounting profile BA-MP
- Several types of OPTOTRONIC® 12 V LED drivers available

References / Links
For more information on the multi-level guarantee and the terms and conditions of the guarantee, visit www.osram.com/system-guarantee

BackLED L Basic G15
LED modules for light advertising and backlighting

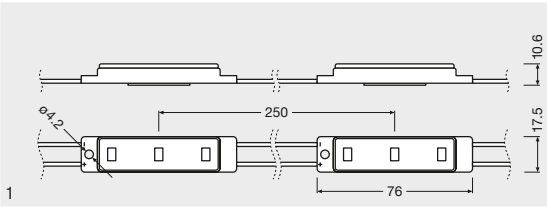

1

Product name	GTIN (EAN)	V	W CHAIN	W MODULE	K		lm CHAIN
BA-L-BC-865 [1]	4052899231931	12	45	1.25	6500	White	4374

Product name	lm MODULE		Modules/ Chain			No.
BA-L-BC-865 [1]	121.5	120	36	A++	5	1

1) Modules perfectly matched to OSRAM OPTOTRONIC® LED drivers (see relevant table) / For current photometric data and important safety, installation and application information, go to www.osram.com/led-systems / All the technical parameters apply to the entire module. In view of the complex manufacturing process for light-emitting diodes, the specified typical values for the technical LED parameters are merely statistical values that do not necessarily correspond to the actual technical parameters of an individual product; individual products may vary from the typical values.

Product features
- Connected with flexible cables
- Type of protection (modules): IP66
- Color rendering index R_a: > 80
- Special robust encapsulation
- CE-marked and UL-listed

Product benefits
- Excellent module efficacy
- Very long lifetime
- 5-year guarantee
- Easy to install

Areas of application
- Signage and illuminated advertising
- Backlighting of single and double-sided light boxes (backlighting)
- Permanent outdoor use in enclosed light boxes

Equipment / Accessories
- BackLED mounting profile BA-MP
- Several types of OPTOTRONIC® 12 V LED drivers available

References / Links
For more information on the multi-level guarantee and the terms and conditions of the guarantee, visit www.osram.com/system-guarantee

BackLED –
Accessories for LED modules for light advertising and backlighting

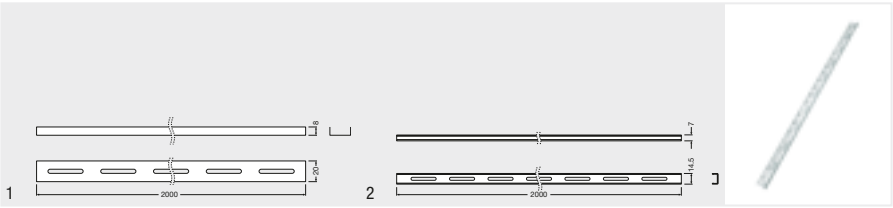

Product name	GTIN (EAN)	h [mm]	l [mm]	b [mm]		No.
BA-MP	4052899145863	8	2000	20	24	1
BA-SM-MP	4052899264540	7	2000	14.5	24	2

Product features
- Universally applicable mounting profile for single or double-sided light boxes
- Overall length: 2,000 mm

Product benefits
- Can be easily shortened to any length
- Quick and easy mounting of the profile with self-tapping screws or pop rivets
- Quick and simple snap-in fixing of the LED modules, no tools required
- Robust aluminum profile

Areas of application
- Advertising and lettering
- Backlighting of single and double-sided light boxes

Equipment / Accessories
- Suitable for BackLED S/M/L Plus G15, BackLED M/L Basic G15

BoxLED® –
Accessories for LED modules for light advertising and backlighting



Product name	GTIN (EAN)	h [mm]	l [mm]	b [mm]		No.
BX-MP	4008321981110	16	2365	37.6	24	1

CLICK & PLAY

Product features
- Universally applicable mounting profile for single or double-sided light boxes
- Overall length: 2,365 mm
- Integrated 55 mm mounting grid for simple positioning of the LED modules
- Integrated fixing option for cables

Product benefits
- Can be easily shortened to any length
- Quick and easy mounting of the profile with self-tapping screws or pop rivets
- Quick and simple snap-in fixing of the LED modules, no tools required
- Robust aluminum profile

Areas of application
- Advertising and lettering
- Backlighting of single and double-sided light boxes

Equipment / Accessories
- Suitable for BoxLED® M/L Plus, BackLED XL/RGBW/TW Plus G15

BackLED DS Plus G15 – Mounting profiles
Accessories for LED modules for light advertising and backlighting

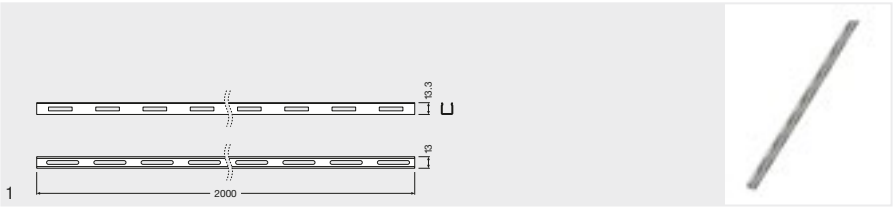

Product name	GTIN (EAN)	h [mm]	l [mm]	b [mm]		No.
BX-DS-MP	4008321880307	13.3	2000	13	24	1

Product features
- Universally applicable mounting profile for BoxLED® Back Plus DS LED modules
- Overall length: 2,000 mm
- Integrated 50 mm mounting grid for simple positioning of the LED modules
- Integrated fixing option for cables

Product benefits
- Can be easily shortened to any length
- Quick and easy mounting of the profile with self-tapping screws or pop rivets
- Quick and simple snap-in fixing of the LED modules, no tools required
- Robust aluminum profile

Areas of application
- Signage and illuminated advertising
- Backlighting of double-sided light boxes and pylons
- Permanent outdoor use in enclosed light boxes

Equipment / Accessories
- Suitable for BackLED DS Plus G15

BackLED DS Plus G15 – Mounting brackets
Accessories for LED modules for light advertising and backlighting

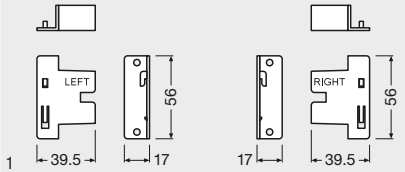

1



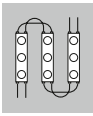



Product name	GTIN (EAN)	h [mm]	l [mm]	b [mm]		No.
BX-DS-MB	4008321872173	17	39.5	56	150	1

Product features
- Mounting brackets for BoxLED® Back Plus DS mounting profile
- Shipping unit comprises equal quantity of left and right brackets

Product benefits
- Quick and simple snap-in fixing of the LED modules, no tools required
- Robust and corrosion-proof polycarbonate brackets

Areas of application
- Signage and illuminated advertising
- Backlighting of double-sided light boxes and pylons
- Permanent outdoor use in enclosed light boxes

Equipment / Accessories
- Suitable for BackLED DS Plus G15

LED modules for outdoor applications and street lighting – Summary of portfolio



LED systems are able to exploit their inherent advantages with street lighting and outdoor lighting: They make the required lighting level available with homogeneous illumination and consume less energy than standard lamps. The long lifespan of LEDs with only low decreases in luminous flux is also ideal for the long life cycles existing in outdoor lighting.

OSRAM offers two product series for this application sector. The PrevaLED® Compact Z3 is the successor of the Zhaga-certified PrevaLED® Compact Z2. PrevaLED® Compact represents a high-efficiency, standardized lighting solution achieving outstanding results across all application sectors with exterior lighting as well as for industrial hall lighting.

With PrevaLED® SKY, OSRAM provides an innovative, protected module for street lighting, enabling extremely short luminaire development cycles. The innovative lens technology ensures standard-compliant lighting (in accordance with EN 13201) with good quality of light and high efficiency, as well as a future-safe platform for further LED technology advances.

All modules are optimized for use together with OSRAM OPTOTRONIC® LED drivers.

Within this system combination, the LED modules and LED drivers provide maximum performance and operational safety, including automatic setting of operating current and overtemperature protection (valid for PrevaLED® Compact only).



PrevaLED® Compact Z3



PrevaLED® SKY

PrevaLED® Compact Z3
LED modules for street lighting

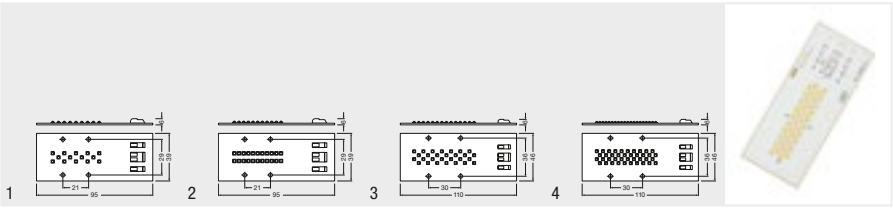

Product name	GTIN (EAN)	W	K	R_a	lm	lm/W
PL-CP-Z3-2500 740 [1]	4052899299412	17	4000	70	2500	147 [2]
PL-CP-Z3-4000 730 [1]	4052899299436	32	3000	70	4000	125 [2]
PL-CP-Z3-4000 740 [1]	4052899299450	28	4000	70	4000	143 [2]
PL-CP-Z3-6000 730 [1]	4052899299474	48	3000	70	6000	125 [2]
PL-CP-Z3-6000 740 [1]	4052899299498	43	4000	70	6000	140 [2]
PL-CP-Z3-8000 730 [1]	4052899299535	64	3000	70	8000	125 [2]
PL-CP-Z3-8000 740 [1]	4052899299559	56	4000	70	8000	143 [2]
PL-CP-Z3-8000 840 [1]	4052899299573	69	4000	80	8000	116 [2]

Product name	Initial SDCM	T_a	IP			No.
PL-CP-Z3-2500 740 [1]	≤5	-40…+80	IP54	A++	20	1
PL-CP-Z3-4000 730 [1]	≤5	-40…+80	IP54	A+	20	2
PL-CP-Z3-4000 740 [1]	≤5	-40…+80	IP54	A++	20	2
PL-CP-Z3-6000 730 [1]	≤5	-40…+80	IP54	A+	20	3
PL-CP-Z3-6000 740 [1]	≤5	-40…+80	IP54	A++	20	3
PL-CP-Z3-8000 730 [1]	≤5	-40…+80	IP54	A+	20	4
PL-CP-Z3-8000 740 [1]	≤5	-40…+80	IP54	A++	20	4
PL-CP-Z3-8000 840 [1]	≤5	-40…+80	IP54	A+	20	4

1) Modules perfectly matched to OSRAM OPTOTRONIC® LED drivers (see relevant table) / For current photometric data and important safety, installation and application information, go to www.osram.com/led-systems / All the technical parameters apply to the entire module. In view of the complex manufacturing process for light-emitting diodes, the specified typical values for the technical LED parameters are merely statistical values that do not necessarily correspond to the actual technical parameters of an individual product; individual products may vary from the typical values.
2) At module level

5 Year OSRAM Guarantee*

Product features
- Asymmetric Lambertian light distribution
- High module efficacy: up to 150 lm/W
- Overtemperature protection (when operated with OT LED driver with LEDset)
- Dimmable to 20 % of nominal output power
- Very long lifetime (L80 B10): up to 100,000 h (temperature at T_c = 80 °C)

Product benefits
- Extremely compact high-performance module
- Suitable for various areas of application thanks to high luminous efficacy
- Easy electrical connection thanks to standard connectors
- Future-proof dimensions for reliable designs
- 5-year guarantee

Areas of application
- Suitable for outdoor applications in luminaires with IP > 54
- Outdoor: street lighting and wall washing
- Area lighting
- Areas with high ceilings

Equipment / Accessories
- System matches to OPTOTRONIC® outdoor LED drivers

References / Links
For more information on the multi-level guarantee and the terms and conditions of the guarantee, visit www.osram.com/system-guarantee

PrevaLED® SKY
LED modules for street lighting



5 Year OSRAM Guarantee*

Product name	GTIN (EAN)	W	K	Ra	lm	lm/W	Initial SDCM
PL-SKY-HP 740 L 150x80 T40S	4052899328136	50	4000	> 70	6000	120	≤5
PL-SKY-LP 740 L 150x80 T40S	4052899328334	25	4000	> 70	3000	120	≤5
PL-SKY-HP 740 L 100x60	4052899328198	50	4000	> 70	6000	120	≤5
PL-SKY-LP 740 L 100x60	4052899328396	25	4000	> 70	3000	120	≤5
PL-SKY-HP 740 L 60x60	4052899328150	50	4000	> 70	6000	120	≤5
PL-SKY-LP 740 L 60x60	4052899328358	25	4000	> 70	3000	120	≤5
PL-SKY-LP 740 L 100x100	4052899328372	25	4000	> 70	3000	120	≤5
PL-SKY-HP 740 L 150x80 T40C	4052899328112	50	4000	> 70	6000	120	≤5
PL-SKY-LP 740 L 150x80 T40C	4052899328310	25	4000	> 70	3000	120	≤5
PL-SKY-HP 740 L 100x100	4052899328174	50	4000	> 70	6000	120	≤5
PL-SKY-HP 840 L 150x80 T40S	4052899328419	50	4000	> 70	6000	120	≤5

Product name		Ta	IP			No.
PL-SKY-HP 740 L 150x80 T40S	ME class	-30…+50	IP66	A+	12	1
PL-SKY-LP 740 L 150x80 T40S	ME class	-30…+50	IP66	A+	12	1
PL-SKY-HP 740 L 100x60	Flood light	-30…+50	IP66	A+	12	1
PL-SKY-LP 740 L 100x60	Flood light	-30…+50	IP66	A+	12	1
PL-SKY-HP 740 L 60x60	High Bay	-30…+50	IP66	A+	12	1
PL-SKY-LP 740 L 60x60	High Bay	-30…+50	IP66	A+	12	1
PL-SKY-LP 740 L 100x100	Low Bay	-30…+50	IP66	A+	12	1
PL-SKY-HP 740 L 150x80 T40C	ME class	-30…+50	IP66	A+	12	1
PL-SKY-LP 740 L 150x80 T40C	ME class	-30…+50	IP66	A+	12	1
PL-SKY-HP 740 L 100x100	Low Bay	-30…+50	IP66	A+	12	1
PL-SKY-HP 840 L 150x80 T40S	ME class	-30…+50	IP66	A+	12	1

1) Modules perfectly matched to OSRAM OPTOTRONIC® LED drivers (see relevant table) / For current photometric data and important safety, installation and application information, go to www.osram.com/led-systems / All the technical parameters apply to the entire module. In view of the complex manufacturing process for light-emitting diodes, the specified typical values for the technical LED parameters are merely statistical values that do not necessarily correspond to the actual technical parameters of an individual product; individual products may vary from the typical values.

Product features
- Type of protection: IP66
- Impact resistance: IK08

Product benefits
- Optimized light distribution on the road due to specially designed optics
- Integrated heat sink for excellent thermal management
- High energy efficiency with constant current driver
- Allows multiple module configurations in luminaires
- Easy installation and replacement during maintenance
- Long lifetime and good lumen maintenance factor
- 5-year guarantee

Areas of application
- Road lighting classification ME1 and ME2 according to CIE 115:2010
- Area lighting for high and low ceilings in industrial and commercial buildings
- Floodlight for billboards, sports facilities, advertising
- Outdoor use (only roofed areas)

Equipment / Accessories
- System matches to OPTOTRONIC® outdoor LED drivers

References / Links
For more information on the multi-level guarantee and the terms and conditions of the guarantee, visit www.osram.com/system-guarantee

PrevaLED® Compact Z3

Product	OT 50/ 120-277/ 800 2DIMLT2 P	OT 50/ 120-277/ 1A2 2DIMLT2 P	OT 100/ 120-277/ 800 2DIMLT2 P	OT 110/ 120-277/ 1A4 2DIMLT2 P	OT 40/ 120-277/ 1A0 4DIMLT2 E	OT 60/ 170-240/ 1A0 4DIMLT2 E	OT 90/ 170-240/ 1A0 4DIMLT2 E	OT 165/ 170-240/ 1A0 4DIMLT2 E
PL-CP-Z3-2500-730	1–2	1	2–4	1–2	1	1–2	2–4	3–6
PL-CP-Z3-2500-740	1–2	1	2–4	1–2	1	1–2	2–4	3–6
PL-CP-Z3-4000-730	1	–	1–2	1	–	1	1–2	2–4
PL-CP-Z3-4000-740	1	–	1–2	1	–	1	1–2	2–4
PL-CP-Z3-6000-730	1	–	1–2	1	–	1	1	2
PL-CP-Z3-6000-740	1	–	1–2	1	–	1	1–2	2–3
PL-CP-Z3-6000-840	–	–	1	1	–	1	1	2
PL-CP-Z3-8000-730	–	–	1	–	–	–	1	1–2
PL-CP-Z3-8000-740	–	–	1	–	–	–	1	1–2
PL-CP-Z3-8000-840	–	–	1	–	–	–	1	1–2

PrevaLED® SKY

Product	OT 50/ 120-277/ 700 P6	OT 100/ 120-277/ 700 P6	OT 180/ 120-277/ 700 P6	OT 250/ 120-277/ 700 P6	OT 50/ 120-277/ 800 2DIMLT2 P	OT 50/ 120-277/ 1A2 2DIMLT2 P	OT 100/ 120-277/ 800 2DIMLT2 P	OT 110/ 120-277/ 1A4 2DIMLT2 P
PL-SKY-LP	1	2–3	4–6	6–9	1	1	2–3	2
PL-SKY-HP	–	1	2–3	3–4	–	–	1	1



LED drivers

Electronic control gears from OSRAM – innovative technology for energy-efficient lighting design	4.02
OSRAM DALI technology	4.05
OPTOTRONIC® Indoor LED drivers	4.08
OPTOTRONIC® Outdoor LED drivers	4.12
OPTOTRONIC® Intelligent Ultraflat – Linear / Area constant current LED drivers – Dimmable DALI	4.14
OPTOTRONIC® Intelligent – Linear / Area constant current LED drivers – Dimmable DALI	4.15
OPTOTRONIC® Intelligent – Linear / Area constant current LED drivers – Non-dimmable	4.17
OPTOTRONIC® FIT – Linear / Area constant current LED drivers – Non-dimmable	4.18
OPTOTRONIC® Intelligent – Compact constant current LED drivers – Dimmable DALI	4.19
OPTOTRONIC® FIT – Compact constant current LED drivers – Non-dimmable	4.21
OPTOTRONIC® ECO – Compact constant current LED drivers – Non-dimmable	4.23
OPTOTRONIC® Cable Clamp – Driver accessories kit	4.25
Summary of LED driver / cable clamp combination	4.25
ELEMENT – Compact constant current LED drivers – Non-dimmable	4.26
OPTOTRONIC® – Constant current LED drivers – Non-dimmable	4.27
OPTOTRONIC® – Constant current LED drivers with phase-cut	4.28
OPTOTRONIC® – Constant voltage LED drivers 24 V with DALI	4.29
OPTOTRONIC® – Constant voltage LED drivers 24 V with 1…10 V	4.30
OPTOTRONIC® – Constant voltage LED drivers 12 V with 1…10 V	4.31
OPTOTRONIC® – Constant voltage LED drivers 24 V	4.32
OPTOTRONIC® – Constant voltage LED drivers 12 V	4.33
OPTOTRONIC® – Constant voltage dimmers with DALI	4.34
OPTOTRONIC® – Constant voltage dimmers with DMX	4.35
OPTOTRONIC® – Constant voltage dimmers with 1…10 V	4.36
OPTOTRONIC® Outdoor – Constant current LED drivers with 4DIM/DALI	4.37
OPTOTRONIC® Outdoor – Constant current LED drivers with 2DIM/0…10 V	4.38
OPTOTRONIC® Outdoor – Constant current LED drivers – Non-dimmable	4.39
DALI magic – USB to DALI programming interface	4.40
OT Programmer – USB programming interface	4.41
EBN-OS – Inrush current limiter for OPTOTRONIC® LED drivers	4.42
Installation and operating instructions	4.43
Wiring diagrams for LED drivers	4.55

Electronic control gears from OSRAM – innovative technology for energy-efficient lighting design

A perfect combination

Expect more than just components. Expect a perfectly matched system. As one of the world's leading suppliers in the lighting sector, OSRAM provides you with perfectly matched components: innovative LED drivers and LED modules.

Your benefits

- LED drivers and modules from a single source
- Maximum reliability in system operation
- Only one point of contact in all matters relating to lighting

High reliability today and in the future

Opting for ECGs and drivers from ORSAM is always the right decision – customers across the globe appreciate the reliability of our products as well as being able to save time and money. The highly reliable temperature and life-span specifications from OSRAM are particularly valued, with only minimal occurrences of failure even in thermally critical situations. This success is now continuing with the new OPTOTRONIC® LED drivers from OSRAM, which are being installed in an ever greater number of luminaires around the world and are convincing customers with their high flexibility and reliability. OSRAM OPTOTRONIC® Intelligent drivers, for example, are being increasingly used in trunking systems and industrial applications as their high reliability significantly reduces maintenance costs.

Research and development

Providing today what tomorrow needs. Continuous research and development on all OSRAM products promises innovative systems with additional user benefits. For example with LEDset, an innovative interface between OPTOTRONIC® Intelligent drivers and LED modules for the flexible specification of current values required by the modules. These and many other features help users (as well as the OEM and trade sectors) to minimize stock levels and luminaire types, use fewer components and significantly simplify luminaire handling.

Your benefits

- Compliance with current regulations and, in certain cases, conformity with planned regulations
- Maximum energy efficiency in lighting solutions
- The use of standard protocols enhanced by globally unique features
- State-of-the-art technology
- OSRAM's proven quality, reliability and guarantee



Mandarin Gallery, Singapore



BMW logistics hall, Dingolfing



Audi used car center, Munich/Eching



Central railway station in Warsaw

Fully guaranteed for up to 5 years*

Hundreds of thousands of customers place their trust in us, year after year. In return, we give them guarantees lasting many years. OSRAM LED drivers deliver maximum quality, enabling us to provide a full 3-year or 5-year guarantee depending on the respective LED driver family, LED module or light engine.

OSRAM's guarantees give you the level of safety you expect over a long period of time. And this is something you can rely on.

Excellent experience with 1 billion installed ECGs

Only those supplying maximum quality earn your trust. The performance of OSRAM ECGs is high, with up to 100,000 hours at a maximum failure rate of 10 %. Thanks to this excellent level of reliability, OSRAM ECGs are not only the choice of leading luminaire manufacturers but also of well-known major users across the world. OSRAM has continued to adhere to these principles for the development of the OPTOTRONIC® range of products – at T_c max. -10 °C, the OPTOTRONIC® LED drivers even achieve a lifespan of up to 100,000 hours (10 % failure rate).

Due to their high flexibility and reliability, an increasing number of OPTOTRONIC® LED drivers are also being safely used in extreme temperature ranges.

With a million ECGs sold per year, OSRAM receives complaints amounting to less than one-tenth of a percent. There are over 15 million registered OSRAM ECGs in the industrial, retail and public sectors – these figures speak for themselves.



Your benefits

In the event of a failure within the guarantee period, OSRAM provides a replacement or credit note* for

- all failed LED modules
- all failed light engines
- all failed LED drivers

* For conditions and details, go to www.osram.com/system-guarantee; see also page 4.04

Quality from a single source
OSRAM guarantee for LED drivers and LED light sources (light engines and LED modules) – extract from guarantee terms and conditions



3 Year OSRAM Guarantee*	5 Year OSRAM Guarantee*
LED drivers and LED light sources (light engines and LED modules)	LED drivers and LED light sources (light engines and LED modules)
Guarantee Level 1 **OSRAM guarantee**	Guarantee Level 2 **OSRAM guarantee**
OSRAM offers a full 3-year guarantee on products from the series: OTe…PC, OT 8/220-240/24, OT 9/200-240/350 DIM, OT 9/220-240/350, OT 18/220-240/700DIM, OT 20/220-240/24 S, OT 75/120-277/24 E, OT 90/220-240/4X400, OT 120… and on light engines & LED modules PrevaLED® Core AC PrevaLED® Linear AC PrevaLED® COIN VALUE Flex	OSRAM offers a full 5-year guarantee on products from the series: OTi DALI…, OT DALI, OT FIT…, OTe…CS/CS S, OT EASY…, OT…P… (except OT…PC), OT…3DIM LT+E, OT…4DIM LT2 E, OT…/120-277/…2DIMLT P, OT 15/220-240/12, OT 18/220-240/450, OT 20/220-240/24, OT 50/220-240/24, OT 75/220-240/24, OT 75/220-240/24 E and on light engines & LED modules LINEARlight Rigid, LINEARlight FLEX®, BoxLED®, BackLED, PrevaLED® Value, PrevaLED® Linear 2, PrevaLED® Linear Slim, PrevaLED® Area, PrevaLED® Bar, and PrevaLED® Core PrevaLED® Cube and PrevaLED® Core OSRAM LMS components
The guarantee starts with commissioning of the corresponding OSRAM LED drivers and/or OSRAM LED light sources and ends no later than 42 months after the OSRAM product was manufactured.	The guarantee starts with commissioning of the corresponding OSRAM LED drivers and/or OSRAM LED light sources as well as OSRAM LMS components and ends no later than 66 months after the OSRAM product was manufactured.
Registration is not required. For each product from the above-specified series that fails due to a material or manufacturing defect, a replacement or credit note will be provided as part of the guarantee service.	Registration is not required. For each product from the above-specified series that fails due to a material or manufacturing defect, a replacement or credit note will be provided as part of the guarantee service.
The full conditions and details of guarantee level 1 can be found on the Internet at www.osram.com/system-guarantee	The full conditions and details of guarantee level 2 can be found on the Internet at www.osram.com/system-guarantee

OSRAM DALI technology

More functionality for DALI control gears

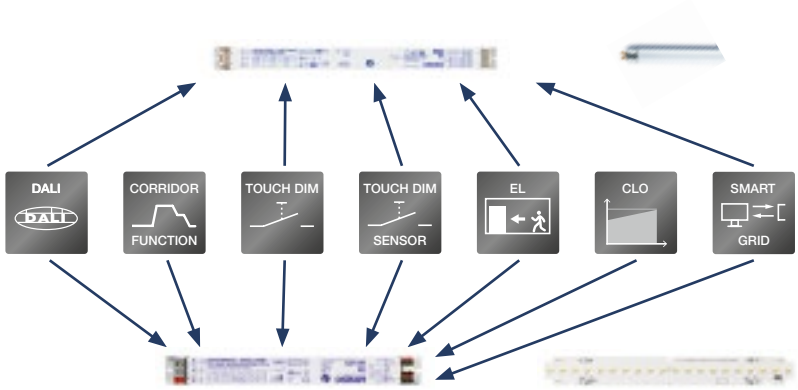

Wide diversity of control options

OSRAM DALI ECGs for fluorescent lamps and OSRAM DALI LED drivers can be controlled using options ranging from standard push-buttons or motion sensors to room-related DALI control units to bus systems across complete buildings. In addition, the DALI technology provides users with many useful and optionally adjustable functions that go far beyond the DALI standard.

Uniform functionality

OSRAM DALI ECGs for fluorescent lamps and OSRAM DALI LED drivers are controlled using the same OSRAM controller. This provides uniform functionality for DALI-controlled lighting installations. By means of the Building Management System (BMS) or the OSRAM DALI magic analysis tool, users and system integrators can program the optimal functionality for any specific application. Communication takes place via the DALI interface, using DALI-compliant commands to program the OSRAM-specific functions.



Optimized for the DALI standard

Due to their strict adherence to the DALI standard, OSRAM DALI ECGs and DALI LED drivers are used worldwide. They are renowned for their excellent compatibility with control gears and BUS systems from established providers. By means of the OSRAM DALI magic analysis and programming tool, OEMs or system integrators can use DALI-compliant commands to program or tune the appropriate DALI parameters and OSRAM-specific functions for a specific application. For many years now, OSRAM DALI ECGs and DALI LED drivers have been operating reliably and energy-efficiently in numerous major DALI installations with over 10,000 devices.

DALI Edition 2

The new DALI standard in line with IEC 62386 (DALI Edition 2) has an extended protocol that also permits lighting control components such as sensors and couplers to be directly connected to the DALI line. Due to the fact that many control components can be powered directly via the DALI line, this simplifies installation and considerably cuts costs. DALI control components use a separate address area. This means the 64 DALI addresses remain usable for ECGs and LED drivers. DALI ECGs and LED drivers certified according to DALI Edition 2 have been tested for DALI compliance and interoperability using a standard, vendor-neutral test. Because they are downwards compatible, there are no problems using them to extend existing systems or as a replacement for older devices.

Extended areas of application

OSRAM DALI ECGs and OSRAM DALI LED drivers feature the following functions that supplement the DALI standard. These can be configured using Tuner4TRONIC® and DALI magic.



Directly adjustable lighting profile for maximum convenience and security

The corridor functionality available in all OSRAM DALI ECGs permits configuration of a lighting profile over up to 2 levels. This defines the extent to which brightness val-

ues are retained when a person leaves the room. The brightness values and levels can be modified at any time using Tuner4TRONIC® and DALI magic. The definition of brightness levels in stairwells is a typical area of application.



Easy switching and dimming of up to 20 DALI ECGs
In addition to the complete DALI functionality, OSRAM DALI ECGs support Touch DIM® operation. With Touch DIM®, standard push-buttons (suitable for mains power) can be used to switch and dim lighting and save a desired brightness value.



Presence- and daylight-dependent control without an additional control unit
Presence- and daylight-dependent lighting control can be implemented simply by using Touch DIM® LS/PD LI sensors in combination with up to 4 DALI ECGs. The desired brightness values can be saved by double-clicking a standard push-button. An automatic standby switch-off can be configured to respond to sufficient daylight.



Monitoring of operating parameters
OSRAM DALI control gears meet even the strictest of project requirements. To ensure optimum operation, values such as the current mains power input (energy consumption), lamp/module burn time, overvoltage and ECG operating temperature can be monitored.



Optional Power2LAMP efficiency modification (only with fluorescent lamp ECGs)
A further interesting supplementary function for both users and luminaire manufacturers is the optionally configurable Power2LAMP mode. If, for example, the DALI ECG (wattage-regulated ECG) is used in “ex-works” mode, a T5 energy-saver lamp is operated with approx. 10 % more wattage (e.g. a T5 EnergySaver 73 W is operated with 80 W lamp wattage) and users benefit from higher absolute luminous flux. Optionally, DALI ECGs can be set to the nominal wattage for EnergySaver lamps using the OSRAM DALI Wizard. This saves energy and enables a higher ambient temperature of the luminaire in certain applications.



Emergency light: optional DC voltage detection
In addition to DALI-compliant functions such as system failure level (disconnecting the control line), OSRAM DALI control gears feature the automatic detection of DC voltage supply. When DC voltage is detected, a pre-programmed luminous flux level between 0…100 % is implemented. The factory setting for the luminous flux level is 15 %. This luminous flux value can be additionally protected from inadvertent over-writing by setting a locking bit. The locking bit can be set either on the bus system or with OSRAM DALI magic.



CLO function (constant lumen output) with DALI LED drivers
Activating the CLO function enables constant luminous flux over the complete LED lifetime. This saves power at the required lighting level and also protects the LED modules throughout their service life. Although not activated as a factory setting, this function is pre-set to a starting value of 70 %, rising to 100 % over the lifetime of the LED modules. This is programmable over 4 levels.

Further optionally configurable functions
- Switching between logarithmic and linear dimming curves for the convenient mixing of light colors.
- To activate an automatic burn-in function with a 100 h meter, a flag can be set in the DALI ECGs for fluorescent lamps following relamping.



Wireless
Devices with NFC technology in combination with OSRAM Tuner4TRONIC® permit the contactless programming of OPTOTRONIC® during and after the manufacturing process.

The luminaire can also be configured within the lighting system without connecting mains voltage.

The customer’s desired lighting profile can be configured by means of fast and reliable programming within the respective lighting installation.

Tuner4TRONIC®
Tuner4TRONIC® is a simple and intuitive programming tool. It can be used to individually configure DALI LED driver functions such as CLO and output current.

When using the **T4T service** module for the Windows® tablet, the necessary programming can be taken into the lighting installation.

A wide range of configurations can be quickly programmed without endangering the luminaire guarantee.



DALI magic hardware



QTi DALI DIM – DALI or Touch DIM® in one unit

— Touch DIM® – dimming without dimmers through the direct connection of standard push-buttons or standard motion sensors

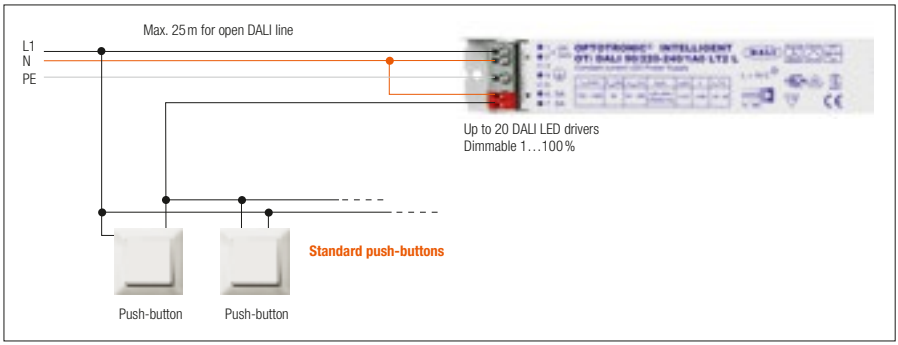

— Operation of up to 64 DALI LED drivers via repeaters

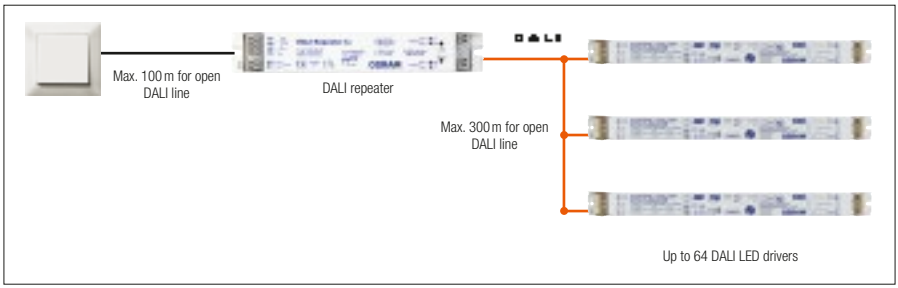

OPTOTRONIC®
Indoor LED drivers



OPTOTRONIC® – a key component for LED systems
LED drivers are a key component in LED solutions. The OPTOTRONIC® portfolio meets all the necessary requirements and provides the basis for applications with high-quality light, long life, exceptional reliability and attractive designs. Containing products with differing ranges of features, the portfolio offers the ideal LED driver for any specific application.

Depending on the application, customers can choose between the following OPTOTRONIC® families:
1. OPTOTRONIC® Linear – constant current LED driver
2. OPTOTRONIC® Compact – constant current LED driver
3. OPTOTRONIC® – constant voltage LED driver
4. ELEMENT – simple constant current LED driver

1. The most important features of OPTOTRONIC® Linear constant current LED drivers
- All housings with 30x21 mm profile/new ultra-flat LED driver with only 30x11 mm profile
- OPTOTRONIC® Intelligent DALI window drivers are based on a digital platform and fully programmable
- 3 ON/OFF driver families:
  – OPTOTRONIC® Intelligent window driver
  – OPTOTRONIC® FIT, 3 selectable currents
  – OPTOTRONIC® FIT with fixed output current
- SELV and non-isolated versions: many possible combinations with each LED module

OPTOTRONIC® Linear LED driver portfolio

	OTi DALI	OTi DALI	OTi	OT FIT	OT FIT
	Dimmable (DALI): OPTOTRONIC® Intelligent window driver (SELV)	**Dimmable (DALI):** OPTOTRONIC® Intelligent window driver (non-isolated)	**Not dimmable:** OPTOTRONIC® Intelligent window driver (non-isolated)	**Not dimmable:** OPTOTRONIC® FIT 3 selectable currents (SELV)	**Not dimmable:** OPTOTRONIC® FIT Fixed output (non-SELV)
Dimming					
Comfort dimming AM+PWM	■	■			
Lowest dimming level	1 %	1 %			
DALI DT6	■	■			
Touch DIM®/Touch DIM® Sensor	■	■			
Corridor function	■	■			
DC operation					
Emergency lighting*	■	■	■	■	■
Fixed DC level			■ (on/off by current modulation)	■	■
Adjustable DC level	■ (by software)	■ (by software)			
Output current					
Adjustable	■ (by software and/or resistor)	■ (by software and/or resistor)	■ (by resistor)	■ (CS)	
Current tolerances [%]	≤ 5**	≤ 5	≤ 5	≤ 20	≤ 10
Ripple at 100 Hz [%]	< 1	< 10	< 10	< 7	< 10
Functions and performances					
Overtemperature protection	■	■	■	■	■
Energy efficiency	up to 91 %	up to 92 %	up to 92 %	up to 87 %	up to 90 %
CLO	■	■			
Stand-by losses [W]	< 0.5	< 0.3			
Input voltage range [V]	220-240	220-240	220-240	220-240	220-240
Permissible switching cycles	150000	150000	150000	150000	150000
Lifetime [h]***	100000	100000	100000	100000	100000
T_a range [°C]	-25…+50	-25…+50	-25…+50	-25…+50	-25…+50
Suitable for luminaire class****	I	I	I	I	I

* In line with IEC 61347-2-13
** Version with < 2 % available soon
*** Operation at max. T_c -10 K, maximum failure rate of 10 %
**** Special release for protection class II luminaires possible on request

AM = Amplitude modulation
PWM = Pulse width modulation
DT6 = DALI Device Type 6
CS = Current setting, flexible
CLO = Constant Lumen Output



2. The most important features of OPTOTRONIC® Compact constant current LED drivers

— OPTOTRONIC® Intelligent DALI window drivers are based on a digital platform and are fully programmable
— 2 ON/OFF driver families:
  – OPTOTRONIC® FIT and OPTOTRONIC® ECO 3 selectable currents
— OPTOTRONIC® ECO PC Dimmable via phase-cut (10–100 %, depending on dimmer)
— Many possible combinations with LED modules



OPTOTRONIC® Compact LED driver portfolio

	OTi DALI	OT FIT	OTe	OTe
	Dimmable (DALI): OPTOTRONIC® Intelligent DALI	**Fixed output:** OPTOTRONIC® FIT 3 selectable currents***	**Fixed output:** OPTOTRONIC® ECO	**Dimmable (PC):** OPTOTRONIC® ECO Phase Cut
Dimming				
Comfort dimming AM+PWM	■			
Lowest dimming level	1 %			10 %
Type of dimming	■ DALI DT6			■ Trailing- or leading-edge phase control
Touch DIM®	■			
Corridor function	■			
DC operation				
Emergency lighting*	■	■		
Fixed DC level		■		
Adjustable DC level	■ (by software)			
Output current				
Adjustable	■ (by software and/or resistor)	■ (CS)	■ (CS)	
Current tolerances [%]	5	10	5	10
Ripple at 100 Hz [%]	< 2	< 5	< 20…< 30	< 25…< 35
Functions and performances				
Overtemperature protection	■	■	■	■
Connectable during operation	■	■		
CLO	■			
Stand-by losses [W]	< 0.5			
Input voltage range [V]	220-240	220-240	220-240	220-240
Permissible switching cycles	150000	150000	100000	100000
Lifetime [h]**	100000	100000	100000	100000
T_a range [°C]	-20…+50	-20…+50	-20…+50	-20…+50
Suitable for protection class	I + II	I + II	I + II	I + II

* In line with IEC 61347-2-13
** Operation at max. T_c -10 K, maximum failure rate of 10 %
*** Updated version with operating window

AM = Amplitude modulation
PWM = Pulse width modulation
DT6 = DALI Device Type 6
CS = Current setting, flexible
CLO = Constant Lumen Output

Ceiling installations with cable clamps

OPTOTRONIC® Compact from OSRAM for indoor use can easily be retrofitted with suitable cable clamps at any time. If an independent installation is required, the same driver can be used with the additional cable clamp. Simply order the appropriate cable clamp from OSRAM.



CABLE CLAMP A Style TL



CABLE CLAMP B Style TL



CABLE CLAMP B Style



CABLE CLAMP D Style

3. OPTOTRONIC® constant voltage LED drivers

For modular and flexibly scalable LED systems, constant voltage LED drivers with an output voltage of 12 V and 24 V in a wattage range of up to 240 W are the most suitable. In this product spectrum, OSRAM offers LED drivers with integrated control interface (DALI, 1…10 V, EASY) as well as with externally combinable control units (DALI, DMX, 1…10 V). Electrical isolation between the primary and secondary side (SELV, SELV-equivalent) and reversible overload, short-circuit and overtemperature protection mechanisms enable safe and reliable LED system installation.

4. The most important features of ELEMENT – compact constant current LED drivers

- Simple, fixed current ON/OFF SELV driver family up to 60 W
- Suitable for LEDs with chip-on-board technology and discrete LEDs
- < 40 % ripple current
- < 30,000-hour lifespan
- Suitable for luminaire installation and separate mounting



OPTOTRONIC® OT 50/220-240/24



ELEMENT LD 60/220…240/1A4

OPTOTRONIC®
Outdoor LED drivers



OPTOTRONIC® LED drivers for outdoor applications
Long life, low maintenance and high efficiency are very important for outdoor applications. OPTOTRONIC® LED drivers for outdoor applications fulfill these expectations and exploit the advantages of LED-based light sources. The high flexibility of these devices enables the optimal adaptation to required lighting conditions as well as the cost optimization of LED luminaire systems.
Significant energy savings as well as a reduction of CO_2 emissions can be achieved thanks to the integrated dimming functions (depending on the device family). Because of the large operating window (voltage/current) of these LED drivers, both OSRAM LED modules for outdoor applications (see page 3.112) as well as customer-specific LED modules can be operated. OSRAM sets new standards with integrated overvoltage protection for protection class I and II luminaires.
The following three constant current LED driver families are available for outdoor applications:

	ON/OFF	2DIM 1–10V AstroDIM	4DIM DALI 1–10V AstroDIM MainsDIM
Product name	OT 700 P5	OT 2DIMLT2 P	OT 4DIMLT2 E
Output power	17–250 W	10–110 W	6–165 W
Output current	700 mA	105–800 mA 180–1250 mA/1400 mA	70–1050 mA
Isolation prim./sec.	Double	Double	Double
Surge voltage strength			
L - N	6 kV	6 kV	6 kV
L/N - Earth	6 kV	6 kV	8 kV
Dimming functionality			
StepDIM	—	(●) [1]	●
AstroDIM	—	●	●
AstroDIM (incl. presence detection)	—	(●) [1]	●
MainsDIM	—	—	●
0-10V	—	●	—
DALI	—	—	●
CLO function (constant lumen output)	—	●	●
LED module interface			
LEDset2	—	●	●
Programming software			
Tuner4TRONIC®	—	●	●
Programming tool			
DALI magic	—	—	●
OT Programmer	—	●	—

1) With external relay

Control interfaces/dimming possibilities

Stand-alone control



AstroDIM
AstroDIM provides multi-stage night-time power reduction based on an internal timer referenced to the power ON/OFF time. There is no need for an external control infrastructure. The unit automatically performs a dimming profile based on the predefined scheduled reference to the midpoint, which is calculated based on the power ON/OFF times.



Presence-controlled
In this dimming mode, the light output can be adjusted to the activity around each light point with an additional external sensor powered by the mains, regardless of the actual dimming level of the AstroDIM mode.

Group control



StepDIM
The StepDIM (bi-power) mode allows switching between two output levels, the “normal” mode and the “reduced load” mode, by means of an additional switched phase. In the “reduced load” mode, the driver reduces the lighting level and therefore the energy consumption. The light levels can be preprogrammed flexibly.



MainsDIM
This feature is mainly used in combination with magnetic ballasts for outdoor applications. The light output is reduced by lowering the mains voltage. The reduction of the mains voltage is applied by a controller in the distribution cabinet.

Network control



DALI
In DALI mode, the driver can be integrated into a light management system such as the OSRAM Street Light Control system. The standardized DALI interface enables bi-directional communication between the driver and the light management system, which means that stepless dimming, status requests and addressing of each individual luminaire are possible.



0-10 V
With a 0-10 V interface, the driver can be integrated into a light management system such as the OSRAM Street Light Control system. This uni-directional interface allows adjusting the light output of the system.

Additional energy-saving features



Constant lumen
To ensure the maintenance interval of the system, the light level must be achieved also at the end of the entire lifetime. Due to lumen depreciation of the light source over time, the system usually needs to be overpowered at the beginning, which leads to increased energy cost. This is not necessary by means of the constant lumen function as the operating output is adjusted continuously to compensate for the lumen loss.



LEDset2 + tuning factor
LEDset2 is a multi-vendor LED module interface which ensures optimal efficiency, a high level of reliability and the adaptability of the LED drivers to the latest LED technologies without reprogramming. In case the necessary light level falls between two lumen packages, it can be adjusted by the tuning factor. This allows further energy reduction and prevents unnecessary light pollution.



High overvoltage protection
With the OSRAM-developed EQUI connection, these drivers (depending on the OPTOTRONIC® family type) offer a high overvoltage protection up to 8 kV in common mode (6 kV in differential mode) for protection class I or II, protecting not only the LED driver, but also the connected module.

OPTOTRONIC® Intelligent Ultraflat – Linear / Area constant current LED drivers – Dimmable DALI



1



Product name	GTIN (EAN)	Hz	V_{IN}	$V_{min-max}$	V_{OUT}	I[mA]	W		
OTi DALI 35/ 220…240/400 D LT2 UF L	4052899957022	0 / 50 / 60	198…264 [1]	176…276	54…240	75…400 [2]	38 [3]	Non-isolated	Yes [5]
OTi DALI 75/ 220…240/700 D LT2 UF L	4052899957046	0 / 50 / 60	198…264 [1]	176…276	54…240	150…700 [2]	75 [4]	Non-isolated	Yes [5]

Product name	l [mm]	b [mm]	h [mm]	l1 [mm]	T_a		CONTROL	W	IP	No.
OTi DALI 35/ 220…240/400 D LT2 UF L	360	30	11 [2]	350	-25…+60	Yes	DALI / Touch DIM / Touch DIM Sensor	1…100 %	IP20	1
OTi DALI 75/ 220…240/700 D LT2 UF L	360	30	11 [2]	350	-25…+50	Yes	DALI / Touch DIM / Touch DIM Sensor	1…100 %	IP20	1

1) Permitted voltage range
2) ±5%
3) Partial load 4…38 W
4) Partial load 9.7…75 W
5) Near Field Communication

Product features

- Supply voltage: 220…240 V
- Line frequency: 0 Hz 50 Hz 60 Hz
- Line voltage: 198…264 V
- Safety according to EN 61347-1, 61347-2-3, 61347-2-13, 62384
- RI suppression according to EN 55015:2007+A1:2007/CDN
- Line harmonics according to EN 61000-3-2
- Immunity according to EN 61547
- Lifetime: up to 100,000 h (temperature at T_c = 65 °C, max. 10 % failure rate)

Product benefits

- Ultraflat housing design (11mm height ±5 %) for innovative luminaire design and new applications
- Easy and fast wireless luminaire programming for Near Field Communication
- Versatile DALI window driver up to 75 W due to flexible output characteristic
- DALI Edition 2 (IEC 62386 ed 2) integrated (summer 2016)
- Very high efficiency and reliability
- Protection of the system thanks to thermal management and Smart Control
- Higher quality of light thanks to low output ripple current

Versatile scope of application due to OSRAM DALI Technology

- Easy to use in corridors and restrooms because of three-level corridor function
- Touch DIM® application: easy to control via pushbutton or sensor
- Energy-efficient Touch DIM® operation due to automatic switch-off at sufficient residual light
- Suitable for emergency installations (according to EN 60598-2-22 and IEC 61347-2-13, appendix J) thanks to DC detection (0 Hz, pulsating DC), on/off switchable
- Feedback of power consumption and operating hours (Fit for SMART GRID)
- Suitable for buildings according to EPBD/BREEAM/ LEED due to automatic Constant Lumen Output setting

Areas of application

- Perfect fit in applications and luminaires with slim design such as free floor-standing, pending, surface-mounted luminaires or LED panels
- Installation in emergency lighting systems according to IEC 61347-2-13, appendix J
- Suitable for use in luminaires with flexible current setting (DALI, CLO, LEDset)
- Suitable for luminaires of protection class I

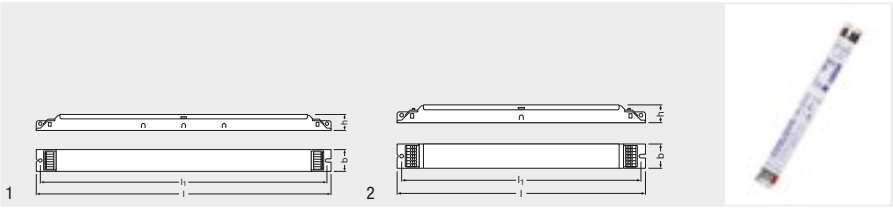

Product name	GTIN (EAN)	Hz	V_{IN}	V min.-max.	V_{OUT}	I[mA]	W		l [mm]	b [mm]
OTi DALI 35/220…240/700 LT2 L	4052899245389	0 / 50 / 60	198…264 [1]	176…276	20…54 [2]	200…700 [4]	35 [6]	SELV	360	30
OTi DALI 50/220…240/1A4 LT2 L	4052899028098	0 / 50 / 60	198…264 [1]	176…276	20…54 [2]	600…1400 [5]	54 [7]	SELV	360	30
OTi DALI 80/220…240/1A6 LT2 L	4052899028074	0 / 50 / 60	198…264 [1]	176…276	20…54 [2]	600…1550 [5]	80 [8]	SELV	360	30
OTi DALI 80/220…240/2A1 LT2 L	4052899028050	0 / 50 / 60	198…264 [1]	176…276	20…54 [2]	1000…2100 [5]	80 [9]	SELV	360	30
OTi DALI 35/220…240/350 D LT2 L	4052899957053	0 / 50 / 60	198…264 [1]	176…276	54…240	75…350 [5]	35 [10]	Non-isolated	280	30
OTi DALI 60/220…240/550 D LT2 L	4052899188662	0 / 50 / 60	198…264 [1]	176…276	54…240	120…550 [5]	60 [11]	Non-isolated	280	30
OTi DALI 90/220…240/1A0 LT2 L	4008321867568	0 / 50 / 60	198…264 [1]	176…276	54…240	250…1000 [5]	90 [12]	Non-isolated	280	30

Product name	h [mm]	l1 [mm]	T_a		CONTROL	W	protection class	IP		No.
OTi DALI 35/220…240/700 LT2 L	21	350	-25…+60	Yes	DALI / Touch DIM / Touch DIM Sensor	1…100 % [3]	I	IP20	20	1
OTi DALI 50/220…240/1A4 LT2 L	21	350	-25…+50	Yes	DALI / Touch DIM / Touch DIM Sensor	1…100 % [3]	I	IP20	20	1
OTi DALI 80/220…240/1A6 LT2 L	21	350	-25…+50	Yes	DALI / Touch DIM / Touch DIM Sensor	1…100 % [3]	I	IP20	20	1
OTi DALI 80/220…240/2A1 LT2 L	21	350	-25…+45	Yes	DALI / Touch DIM / Touch DIM Sensor	1…100 % [3]	I	IP20	20	1
OTi DALI 35/220…240/350 D LT2 L	21	270	-25…+60	Yes	DALI / Touch DIM / Touch DIM Sensor	1…100 % [3]	I	IP20	20	2
OTi DALI 60/220…240/550 D LT2 L	21	270	-25…+60	Yes	DALI / Touch DIM / Touch DIM Sensor	1…100 % [3]	I	IP20	20	2
OTi DALI 90/220…240/1A0 LT2 L	21	270	-25…+50	Yes	DALI / Touch DIM / Touch DIM Sensor	1…100 % [3]	I	IP20	20	2

1) Permitted voltage range
2) Maximum 60 V
3) For maximum nominal output current
4) ±2%
5) ±5%
6) Partial load 4…37 W
7) Partial load 12…54 W
8) Partial load 12…80 W
9) Partial load 32…80 W
10) Partial load 4…35 W
11) Partial load 6.5…60 W
12) Partial load 13.5…90 W



Product features

- Supply voltage: 220…240 V
- Line frequency: 0 Hz 50 Hz 60 Hz
- Line voltage: 198…264 V
- Safety according to EN 61347-1, 61347-2-3, 61347-2-13, 62384
- RI suppression according to EN 55015:2007+A1:2007/CDN
- Line harmonics according to EN 61000-3-2
- Immunity according to EN 61547
- Lifetime: up to 100,000 h (temperature at T_c = 65 °C, max. 10 % failure rate)
- SELV and non-isolated versions available

Product benefits

- Versatile DALI window driver up to 90 W due to flexible output characteristic
- DALI Edition 2 (IEC 62386 ed 2) integrated (summer 2016)
- Very high efficiency and reliability
- Protection of the system thanks to thermal management and Smart Control

Versatile scope of application due to OSRAM DALI Technology

- Easy to use in corridors and restrooms because of three-level corridor function
- Touch DIM® application: easy to control via pushbutton or sensor
- Energy-efficient Touch DIM® operation due to automatic switch-off at sufficient residual light
- Suitable for emergency installations (according to EN 60598-2-22 and IEC 61347-2-13, appendix J) thanks to DC detection (0 Hz, pulsating DC), on/off switchable
- Feedback of power consumption and operating hours (Fit for SMART GRID)
- Suitable for buildings according to EPBD/BREEAM/LEED due to automatic Constant Lumen Output setting

Areas of application

- Installation in emergency lighting systems according to IEC 61347-2-13, appendix J
- Suitable for use in luminaires with flexible current setting (DALI, CLO, LEDset)
- Suitable for luminaires of protection class I

OPTOTRONIC® Intelligent –
Linear / Area constant current LED drivers – Non-dimmable

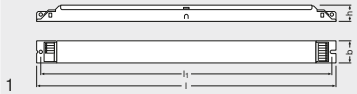

1



Product name	GTIN (EAN)	Hz	V_{IN}	$V_{min-max}$	V_{OUT}	I[mA]	W		l [mm]
OTi 60/220…240/550 D LT2 L	4052899188419	0 / 50 / 60	198…264 [1]	176…276	54…240	120…550 [2]	60 [3]	Non-isolated	280
OTi 90/220…240/1A0 D LT2 L	4052899188556	0 / 50 / 60	198…264 [1]	176…276	54…240	250…1000 [2]	90 [4]	Non-isolated	280

Product name	b [mm]	h [mm]	l1 [mm]	T_a		protection class	IP		No.
OTi 60/220…240/550 D LT2 L	30	21	270	-25…+60	No	I	IP20	20	1
OTi 90/220…240/1A0 D LT2 L	30	21	270	-25…+50	No	I	IP20	20	1

1) Permitted voltage range
2) ±5%
3) Partial load 6.5…60 W
4) Partial load 13.5…90 W

Product features
- Supply voltage: 220…240 V
- Line frequency: 0 Hz 50 Hz 60 Hz
- Line voltage: 198…264 V
- Safety according to EN 61347-1, 61347-2-3, 61347-2-13, 62384
- Module operation according to EN 60929
- RI suppression according to EN 55015:2007+A1:2007/CDN
- Line harmonics according to EN 61000-3-2
- Immunity according to EN 61547
- Lifetime: up to 100,000 h (temperature at T_c = 65 °C, max. 10 % failure rate)

Product benefits
- Versatile window driver up to 90 W due to flexible output characteristic
- Very high efficiency and reliability
- Protection of the system thanks to thermal management and Smart Control

Areas of application
- Installation in emergency lighting systems according to IEC 61347-2-13, appendix J
- Suitable for installation in emergency lighting systems according to EN 60598-2-22
- Suitable for use in luminaires with flexible current setting
- Suitable for luminaires of protection class I

OPTOTRONIC® FIT –
Linear / Area constant current LED drivers – Non-dimmable

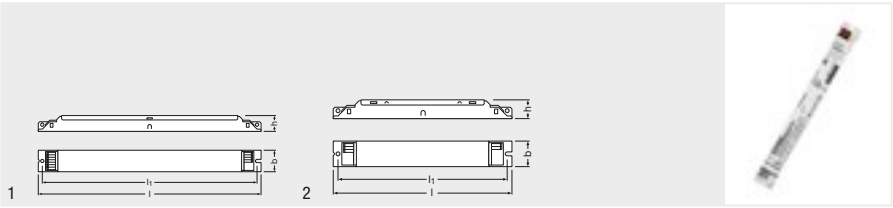

Product name	GTIN (EAN)	Hz	V_{IN}	V min.-max.	V_{OUT}	I[mA]	W		l [mm]
OT FIT 35/220…240/700 CS L	4052899032828	0 / 50 / 60	198…264 [1]	176…276	27…54 [2]	700 / 600 / 500 [3]	35 [4]	SELV	280
OT FIT 50/220…240/1A0 CS L	4052899032804	0 / 50 / 60	198…264 [1]	176…276	27…54 [2]	1050 / 925 / 800 [3]	55 [5]	SELV	280
OT FIT 80/220…240/1A6 CS L	4052899032781	0 / 50 / 60	198…264 [1]	176…276	27…54 [2]	1550 / 1400 / 1200 [3]	80 [6]	SELV	360
OT FIT 30/220…240/125 D L	4052899222557	0 / 50 / 60	198…264 [1]	176…276	54…216	125 [3]	27 [7]	Non-isolated	210
OT FIT 50/220…240/250 D L	4052899222571	0 / 50 / 60	198…264 [1]	176…276	54…216	250 [3]	54 [8]	Non-isolated	210
OT FIT 50/220…240/350 D L	4052899222595	0 / 50 / 60	198…264 [1]	176…276	54…150	350 [3]	52 [9]	Non-isolated	210

Product name	b [mm]	h [mm]	l_1 [mm]	T_a		pro-tection class	IP		No.
OT FIT 35/220…240/700 CS L	30	21	270	-25…+50	No	I	IP20	20	1
OT FIT 50/220…240/1A0 CS L	30	21	270	-25…+50	No	I	IP20	20	1
OT FIT 80/220…240/1A6 CS L	30	21	350	-25…+50	No	I	IP20	20	1
OT FIT 30/220…240/125 D L	30	21	200	-15…+50	No	I	IP20	20	2
OT FIT 50/220…240/250 D L	30	21	200	-15…+50	No	I	IP20	20	2
OT FIT 50/220…240/350 D L	30	21	200	-15…+50	No	I	IP20	20	2

1) Permitted voltage range
2) Maximum 60 V
3) ±10%
4) Partial load 13…35 W
5) Partial load 23…55 W
6) Partial load 32…83 W
7) Partial load 6.8…27 W
8) Partial load 13.5…54 W
9) Partial load 18.9…52 W

Product features
- Supply voltage: 220…240 V
- Line frequency: 0 Hz 50 Hz 60 Hz
- Line voltage: 198…264 V
- Safety according to EN 61347-1, 61347-2-3, 61347-2-13, 62384
- RI suppression according to EN 55015:2007+A1:2007/CDN
- Line harmonics according to EN 61000-3-2
- Immunity according to EN 61547
- Lifetime: up to 100,000 h (temperature at T_c = 65 °C, max. 10 % failure rate)
- SELV and non-isolated versions available

Product benefits
- Versatile scope of application due to output power range of up to 80 W
- Safety requirement due to overload, overtemperature, Hot Plug protection
- High efficiency and reliability
- Higher quality of light thanks to low output ripple current

Areas of application
- Installation in emergency lighting systems according to IEC 61347-2-13, appendix J
- Suitable for use in luminaires with flexible current setting (Tri-Tap) or fixed current
- Suitable for luminaires of protection class I

OPTOTRONIC® Intelligent –
Compact constant current LED drivers – Dimmable DALI

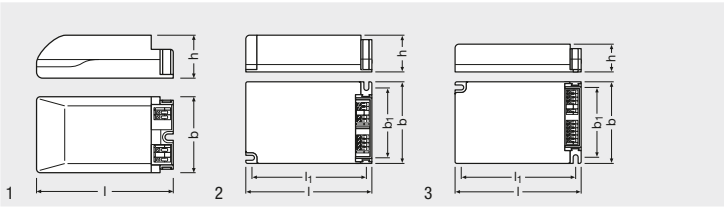



Product name	GTIN (EAN)	Hz	V_{IN}	V min–max	V_{OUT}	I[mA]	W		l [mm]	b [mm]
OTi DALI 15/220…240/1A0 LT2	4052899324879	0 / 50 / 60	198…264 [1]	176…276	7.5…54 [2]	150…1050 [4]	18 [5]	SELV	95	53
OTi DALI 25/220…240/700 LT2	4052899919457	0 / 50 / 60	198…264 [1]	176…276	12…54 [2]	180…700 [4]	27 [6]	SELV	103	67
OTi DALI 35/220…240/1A0 LT2	4052899919440	0 / 50 / 60	198…264 [1]	176…276	15…54 [2]	350…1050 [4]	35 [7]	SELV	103	67
OTi DALI 50/220…240/1A4 LT2 FAN	4052899919433	0 / 50 / 60	198…264 [1]	176…276	15…54 [2]	600…1400 [4]	55 [8]	SELV	110	75

Product name	h [mm]	l1 [mm]	b1 [mm]	T_a		CONTROL	W	protection class	IP		No.
OTi DALI 15/220…240/1A0 LT2	30	–	–	-20…+50	Yes	DALI / Touch DIM / Touch DIM Sensor	1…100 % [3]	I / II	IP20	20	1
OTi DALI 25/220…240/700 LT2	29.5	94	58	-20…+50	Yes	DALI / Touch DIM / Touch DIM Sensor	1…100 % [3]	I / II	IP20	20	2
OTi DALI 35/220…240/1A0 LT2	29.5	94	58	-20…+50	Yes	DALI / Touch DIM / Touch DIM Sensor	1…100 % [3]	I / II	IP20	20	2
OTi DALI 50/220…240/1A4 LT2 FAN	25	99	64	-20…+50	Yes	DALI / Touch DIM / Touch DIM Sensor	1…100 % [3]	I / II	IP20	20	3

1) Permitted voltage range
2) Maximum 60 V
3) For maximum nominal output current
4) ±5%
5) Partial load 3…18 W
6) Partial load 7…27 W
7) Partial load 15…35 W
8) Partial load 22…55 W



Product features

- Supply voltage: 220…240 V
- Line frequency: 0 Hz 50 Hz 60 Hz
- Line voltage: 198…264 V
- Safety according to EN 61347-1, 61347-2-3, 61347-2-13, 62384
- RI suppression according to EN 55015:2007+A1:2007/CDN
- Line harmonics according to EN 61000-3-2
- Immunity according to EN 61547
- Lifetime: up to 100,000 h (max. 10 % failure rate)
- Independent connection via through-looping (except OTi DALI 15)

Product benefits

- Versatile DALI window driver due to flexible output characteristic
- DALI Edition 2 (IEC 62386 ed 2) integrated (summer 2016)
- Very high efficiency and reliability
- Protection of the system thanks to thermal management and Smart Control
- High-quality dimming of 1…100 % by amplitude dimming (OTi DALI 15)
- Soft switch-off function

Versatile scope of application due to OSRAM DALI Technology

- Easy to use in corridors and restrooms because of three-level corridor function
- Touch DIM® application: easy to control via pushbutton or sensor
- Energy-efficient Touch DIM® operation due to automatic switch-off at sufficient residual light
- Suitable for emergency Installations (according to EN 60598-2-22 and IEC 61347-2-13, appendix J) thanks to DC detection (0 Hz, pulsating DC), on/off switchable
- Feedback of power consumption and operating hours (Fit for SMART GRID)
- Suitable for buildings according to EPBD/BREEAM/ LEED due to automatic Constant Lumen Output setting

Areas of application

- Installation in emergency lighting systems according to IEC 61347-2-13, appendix J
- Suitable for use in luminaires with flexible current setting (DALI, CLO, LEDset)
- Suitable for indoor SELV installations
- Suitable for luminaires of protection classes I and II
- Suitable for downlights, spotlights, LED panels etc.
- Installation and independent mounting via Cable Clamp Kit possible (depending on version of product)

OPTOTRONIC® FIT –
Compact constant current LED drivers – Non-dimmable

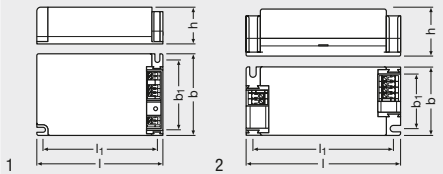



Product name	GTIN (EAN)	Hz	V_{IN}	V min.-max.	V_{OUT}	I[mA]	W		l [mm]
OT FIT 15/220…240/500 LT2 S	4052899956995	50 / 60	198…264 [1]	-	15…50	150…500	18 [4]	SELV	97
OT FIT 25/220…240/700 LT2 S	4052899957008	50 / 60	198…264 [1]	-	15…50	300…700	27 [5]	SELV	97
OT FIT 40/220…240/1A0 LT2 S	4052899957015	50 / 60	198…264 [1]	-	15…50	500…1050	40 [6]	SELV	97
OT FIT 15/220…240/350 CS	4052899919426	0 / 50 / 60	198…264 [1]	176…276	27…54 [2]	250 / 300 / 350 [3]	19 [7]	SELV	103
OT FIT 25/220…240/500 CS	4052899919419	0 / 50 / 60	198…264 [1]	176…276	27…54 [2]	400 / 450 / 500 [3]	27 [8]	SELV	103
OT FIT 35/220…240/700 CS	4052899919402	0 / 50 / 60	198…264 [1]	176…276	27…54 [2]	550 / 600 / 700 [3]	37.8 [9]	SELV	103
OT FIT 50/220…240/1A0 CS	4052899166318	0 / 50 / 60	198…264 [1]	176…276	27…54 [2]	800 / 900 / 1050 [3]	56 [10]	SELV	103

Product name	b [mm]	h [mm]	l1 [mm]	b1 [mm]	T_a		protection class	IP		No.
OT FIT 15/220…240/500 LT2 S	43	29.5	88	34	-15…+50	No	I / II	IP20	20	2
OT FIT 25/220…240/700 LT2 S	43	29.5	88	34	-15…+50	No	I / II	IP20	20	2
OT FIT 40/220…240/1A0 LT2 S	43	29.5	88	34	-15…+40	No	I / II	IP20	20	2
OT FIT 15/220…240/350 CS	67	29.5	94	58	-25…+50	No	I / II	IP20	20	1
OT FIT 25/220…240/500 CS	67	29.5	94	58	-25…+50	No	I / II	IP20	20	1
OT FIT 35/220…240/700 CS	67	29.5	94	58	-25…+50	No	I / II	IP20	20	1
OT FIT 50/220…240/1A0 CS	67	29.5	94	58	-25…+50	No	I / II	IP20	20	1

1) Permitted voltage range
2) Maximum 60 V
3) ±10%
4) Partial load 4…18 W
5) Partial load 8…27 W
6) Partial load 13…40 W
7) Partial load 7…19 W
8) Partial load 11…27 W
9) Partial load 15…37.8 W
10) Partial load 15…56 W



Product features

- Supply voltage: 220…240 V
- Line frequency: 0 Hz (CS version only) 50 Hz 60 Hz
- Line voltage: 198…264 V
- Safety according to EN 61347-1, 61347-2-3, 61347-2-13, 62384
- RI suppression according to EN 55015:2007+A1:2007/CDN
- Line harmonics according to EN 61000-3-2
- Immunity according to EN 61547
- Lifetime: up to 100,000 h (max. 10 % failure rate)
- LED protection by Hot Plug (CS version only)
- Independent connection via through-looping (CS version only)

Product benefits

- Versatile scope of application due to output power range of up to 54 W
- Safety requirement due to overload, overtemperature, Hot Plug protection
- High efficiency and reliability
- Higher quality of light thanks to low output ripple current

Areas of application

- Installation in emergency lighting systems according to IEC 61347-2-13, appendix J (CS version only)
- Luminaires with flexible current setting (Tri-Tap for CS version only)
- Luminaires with flexible current setting (LEDset for LT2 S version only)
- Suitable for use in emergency lighting systems, DC capable (CS version only)
- Suitable for indoor SELV installations
- Suitable for luminaires of protection classes I and II
- Suitable for downlights, spotlights, LED panels etc.
- Installation and independent mounting via Cable Clamp Kit possible

OPTOTRONIC® ECO –
Compact constant current LED drivers – Non-dimmable

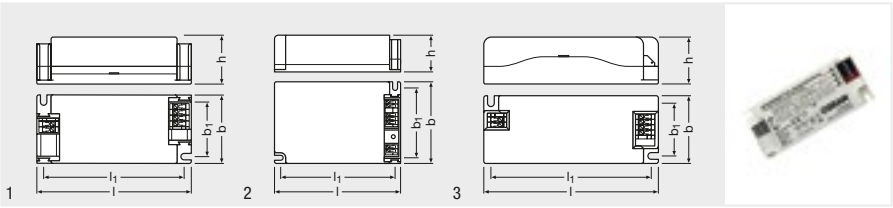

Product name	GTIN (EAN)	Hz	V_{IN}	V_{OUT}	$I_{[mA]}$	W		l [mm]	b [mm]
OTe 25/220…240/420 CS	4052899917538	50 / 60	198…264 [1]	27…54 [2]	290 / 350 / 420 [4]	23 [5]	SELV	97	43
OTe 25/220…240/700 CS	4052899917545	50 / 60	198…264 [1]	18…36 [3]	500 / 600 / 700 [4]	25 [6]	SELV	97	43
OTe 35/220…240/700 CS	4052899917569	50 / 60	195…264 [1]	27…54 [2]	500 / 600 / 700 [4]	35 [7]	SELV	103	67
OTe 35/220…240/700 CS S	4052899917552	50 / 60	195…264 [1]	27…54 [2]	500 / 600 / 700 [4]	35 [7]	SELV	110	43
OTe 35/220…240/1A0 CS	4052899917668	50 / 60	195…264 [1]	17…34 [3]	800 / 925 / 1050 [4]	36 [8]	SELV	103	67
OTe 35/220…240/1A0 CS S	4052899917651	50 / 60	195…264 [1]	17…34 [3]	800 / 925 / 1050 [4]	36 [8]	SELV	110	43
OTe 50/220…240/1A0 CS	4052899917576	50 / 60	198…264 [1]	27…54 [2]	800 / 925 / 1050 [4]	50 [9]	SELV	103	67
OTe 50/220…240/1A4 CS	4052899917583	50 / 60	198…264 [1]	18…36 [3]	1150 / 1250 / 1400 [4]	50 [10]	SELV	103	67
OTe 50/220…240/1A0 CS FAN	4052899919396	50 / 60	198…264 [1]	27…54 [2]	700 / 900 / 1050 [4]	50 [11]	SELV	103	67

Product name	h [mm]	l1 [mm]	b1 [mm]	T_a		protection class	IP		No.
OTe 25/220…240/420 CS	29.5	88	34	-20…+50	No	I / II	IP20	20	1
OTe 25/220…240/700 CS	29.5	88	34	-20…+50	No	I / II	IP20	20	1
OTe 35/220…240/700 CS	29.5	94	58	-20…+55	No	I / II	IP20	20	2
OTe 35/220…240/700 CS S	29.5	101	34	-20…+50	No	I / II	IP20	20	3
OTe 35/220…240/1A0 CS	29.5	94	58	-20…+55	No	I / II	IP20	20	2
OTe 35/220…240/1A0 CS S	29.5	101	34	-20…+50	No	I / II	IP20	20	3
OTe 50/220…240/1A0 CS	29.5	94	58	-20…+50	No	I / II	IP20	20	2
OTe 50/220…240/1A4 CS	29.5	94	58	-20…+50	No	I / II	IP20	20	2
OTe 50/220…240/1A0 CS FAN	29.5	94	58	-20…+50	No	I / II	IP20	20	2

1) Permitted voltage range
2) Maximum 60 V
3) Maximum 50 V
4) ±5%
5) Partial load 8…23 W
6) Partial load 9…25 W
7) Partial load 13…37 W
8) Partial load 14…36 W
9) Partial load 22…56 W
10) Partial load 21…50 W
11) Partial load 19…56 W



Product features

- Supply voltage: 220…240 V
- Line frequency: 50 Hz 60 Hz
- Line voltage: 198…264 V
- Safety according to EN 61347-1, 61347-2-13, 62384
- RI suppression according to EN 55015:2007+A1:2007/CDN
- Line harmonics according to EN 61000-3-2
- Immunity according to EN 61547
- Lifetime: up to 50,000 h (max. 10 % failure rate)
- Independent connection via through-looping (depending on version of product)

Product benefits

- Versatile scope of application due to output power range of up to 54 W
- Efficient and reliable

Areas of application

- Suitable for use in luminaires with flexible current setting (Tri-Tap)
- Suitable for indoor SELV installations
- Suitable for luminaires of protection classes I and II
- Suitable for downlights, spotlights, LED panels etc.
- Installation and independent mounting via Cable Clamp Kit possible (depending on version of product)

OPTOTRONIC® Cable Clamp – Driver accessories kit

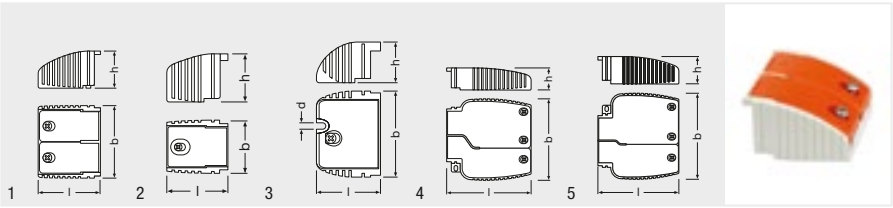

Product name	GTIN (EAN)	l [mm]	b [mm]	h [mm]		No.
OT CABLE CLAMP A-STYLE	4052899089570	35	65	25	20	1
OT CABLE CLAMP B-STYLE	4052899077881	49.2	57.7	29.5	20	1
OT CABLE CLAMP D-STYLE	4052899077904	38.5	33	29.5	40	2
OT CABLE CLAMP E-STYLE	4052899167896	38	53	25	20	3
OT CABLE CLAMP F-STYLE	4052899325555	38	53	30	20	3
OT CABLE CLAMP A-STYLE TL	4052899325982	90	92	25	20	4
OT CABLE CLAMP B-STYLE TL	4052899948051	75	92	29.5	20	5

Product features
- Easy-to-install and flexible cable clamps
- Separate cable clamps for primary and secondary side
- Pre-fixed, captive screws
- Through-looping (TL version)

Areas of application
- Downlights, flat luminaires
- Suitable for different cable types
- Suitable for indoor installations

Product benefits
- Simple and quick cable mounting
- Sufficient space for cable connection
- Cost-effective and space-saving solution (TL version)
- Free cable connection thanks to open flaps
- Immediate installation thanks to pre-assembled cable clamps

Summary of LED driver / cable clamp combination

	Product name	GTIN (EAN)	OT Cable Clamp
DALI – SELV	OTi DALI 15/220…240/1A0 LT2	4052899324879	F-STYLE
	OTi DALI 25/220…240/700 LT2	4052899919457	B-STYLE, … TL
	OTi DALI 35/220…240/1A0 LT2	4052899919440	B-STYLE, … TL
	OTi DALI 50/220…240/1A4 LT2 FAN	4052899919433	A-STYLE, … TL
Phase-cut (PC) – SELV	OTe 10/220…240/700 PC	4052899105300	E-STYLE
	OTe 13/220…240/350 PC	4052899105324	E-STYLE
	OTe 18/220…240/500 PC	4052899105362	E-STYLE
	OTe 18/220…240/350 PC	4052899105348	E-STYLE
	OTe 25/220…240/700 PC	4052899105386	E-STYLE
OT FIT – SELV	OT FIT 15/220…240/350 CS	4052899919426	B-STYLE, … TL
	OT FIT 25/220…240/500 CS	4052899919419	B-STYLE, … TL
	OT FIT 35/220…240/700 CS	4052899919402	B-STYLE, … TL
	OT FIT 50/220…240/1A0 CS	4052899166318	B-STYLE, … TL
OT ECO – SELV	OTe 25/220…240/420 CS	4052899917538	D-STYLE
	OTe 25/220…240/700 CS	4052899917545	D-STYLE
	OTe 35/220…240/700 CS	4052899917569	B-STYLE, … TL
	OTe 35/220…240/1A0 CS	4052899917668	B-STYLE, … TL
	OTe 50/220…240/1A0 CS	4052899917576	B-STYLE, … TL
	OTe 50/220…240/1A4 CS	4052899917583	B-STYLE, … TL
	OTe 50/220…240/1A0 CS FAN	4052899919396	B-STYLE, … TL

ELEMENT –
Compact constant current LED drivers – Non-dimmable

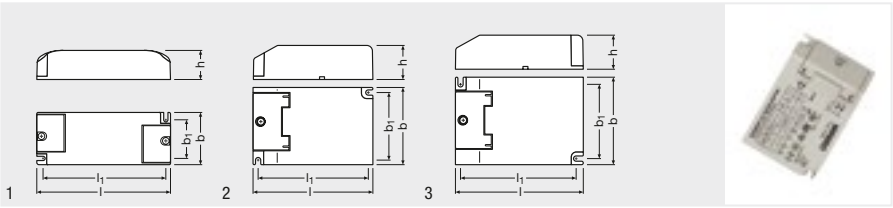

Product name	GTIN (EAN)	Hz	V_{IN}	V_{OUT}	I[mA]	W		l [mm]	b [mm]
Element LD 8/220…240/180	4052899947078	50 / 60	220…240 1)	21…42 2)	180	8	SELV	115	45
Element LD 15/220…240/350	4052899947085	50 / 60	220…240 1)	21…42 2)	350	15	SELV	115	45
Element LD 20/220…240/500	4052899947092	50 / 60	220…240 1)	21…42 2)	500	20	SELV	115	45
Element LD 30/220…240/700	4052899947108	50 / 60	220…240 1)	21…42 2)	700	30	SELV	103	67
Element LD 38/220…240/900	4052899947115	50 / 60	220…240 1)	21…42 2)	900	38	SELV	103	67
Element LD 45/220…240/1A0	4052899947122	50 / 60	220…240 1)	21…42 2)	1050	45	SELV	103	67
Element LD 60/220…240/1A4	4052899947139	50 / 60	220…240 1)	21…42 2)	1400	60	SELV	110	75

Product name	h [mm]	l1 [mm]	b1 [mm]	T_a		pro-tection class	IP		No.
Element LD 8/220…240/180	25	105	33	-10…+50	No	I / II	IP20	20	1
Element LD 15/220…240/350	25	105	33	-10…+50	No	I / II	IP20	20	1
Element LD 20/220…240/500	25	105	33	-10…+45	No	I / II	IP20	20	1
Element LD 30/220…240/700	29.5	94	58	-10…+50	No	I / II	IP20	20	2
Element LD 38/220…240/900	29.5	94	58	-10…+50	No	I / II	IP20	20	2
Element LD 45/220…240/1A0	29.5	94	58	-10…+50	No	I / II	IP20	20	2
Element LD 60/220…240/1A4	29.5	99	64	-10…+45	No	I / II	IP20	20	3

1) V_{DC}
2) DC voltage

Product features
- Available with wattages up to 60 W
- Constant output current
- Integrated cable clamp for luminaire and independent installation
- Operated with safety extra-low voltage (SELV): < 60 V
- Reversible overtemperature, overload, short-circuit and open-circuit protection

Areas of application
- Spotlight and downlight installations for shops
- Recessed luminaires
- Suitable for luminaires of protection classes I and II

Product benefits
- Compatible with LEDs with chip-on-board technology and discrete LEDs
- High efficiency and reliability
- Simple installation and wiring

OPTOTRONIC® –
Constant current LED drivers – Non-dimmable

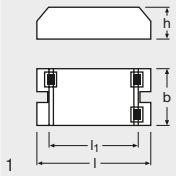

1



Product name	GTIN (EAN)	Hz	V_{IN}	V_{OUT}	I[mA]	W	l [mm]	b [mm]
OT 9/220…240/350	4050300888262	50 / 60	180…254 1)	1.8…25	350 2)	8.5 3)	80	40

Product name	h [mm]	l_1 [mm]	T_a		protection class	IP		No.
OT 9/220…240/350	22	72	-20…+50	No	I / II	IP20	50	1

1) Permitted voltage range
2) ±5%
3) Partial load 0…8.5 W

Product benefits
— Compact housing

Areas of application
— Suitable for indoor SELV-equivalent installations

OPTOTRONIC® –
Constant current LED drivers with phase-cut

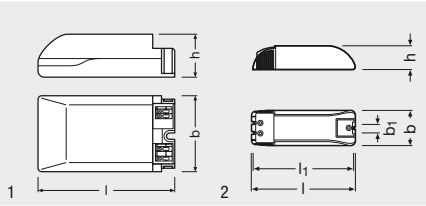



Product name	GTIN (EAN)	Hz	V_{IN}	V_{OUT}	I[mA]	W		l [mm]	b [mm]
OTe 10/220…240/700 PC	4052899105300	50 / 60	198…264 [1]	7…14	700 [5]	10 [7]	SELV	95	53
OTe 13/220…240/350 PC	4052899105324	50 / 60	198…264 [1]	18…38 [2]	350 [5]	13 [8]	SELV	95	53
OTe 18/220…240/500 PC	4052899105362	50 / 60	198…264 [1]	18…36 [2]	500 [5]	18 [9]	SELV	95	53
OTe 18/220…240/350 PC	4052899105348	50 / 60	198…264 [1]	27…54 [3]	350 [5]	19 [10]	SELV	95	53
OTe 25/220…240/700 PC	4052899105386	50 / 60	198…264 [1]	18…36 [2]	700 [5]	25 [11]	SELV	95	53
OTe 35/220…240/700 PC	4008321825520	50 / 60	195…264 [1]	27…50 [4]	700 [6]	35 [12]	SELV	153	54

Product name	h [mm]	l1 [mm]	T_a		W	protection class	IP		No.
OTe 10/220…240/700 PC	25	-	-20…+55	Yes	10…100 %	I / II	IP20	20	1
OTe 13/220…240/350 PC	25	-	-20…+55	Yes	10…100 %	I / II	IP20	20	1
OTe 18/220…240/500 PC	30	-	-20…+55	Yes	10…100 %	I / II	IP20	20	1
OTe 18/220…240/350 PC	30	-	-20…+55	Yes	10…100 %	I / II	IP20	20	1
OTe 25/220…240/700 PC	30	-	-20…+50	Yes	10…100 %	I / II	IP20	20	1
OTe 35/220…240/700 PC	36	146	-20…+45	Yes	10…100 %	II	IP20	10	2

1) Permitted voltage range
2) Maximum <48 V
3) Maximum 60 V
4) Maximum <58 V
5) ±10%
6) ±5%
7) Partial load 5…10 W
8) Partial load 6.5…13.5 W
9) Partial load 9…18 W
10) Partial load 9.5…19 W
11) Partial load 12.5…25 W
12) Partial load 19…35 W

Product features
— Dimmable via leading edge/trailing edge

Product benefits
— Compact housing for mounting in very tight spaces
— Compatible with the most common leading-edge and trailing-edge phase dimmers

Areas of application
— Optional cable clamp E-style for independent mounting (to be ordered separately)
— Suitable for indoor installations

OPTOTRONIC® –
Constant voltage LED drivers 24 V with DALI

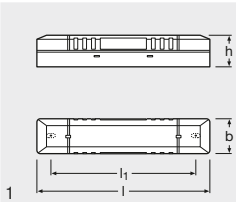



Product name	GTIN (EAN)	Hz	V_{IN}	V_{OUT}	W	l [mm]	b [mm]	h [mm]
OTi DALI 75/220…240/24 1…4 CH	4008321371560	50 / 60	198…254 [1]	24 [2]	75 [3]	220	46.2	43.6

Product name	l_1 [mm]	T_a		W	protection class	IP	b_1 [mm]		No.
OTi DALI 75/220…240/24 1…4 CH	180	-20…+50	Yes	0…100 %	II	IP20	0	20	1

1) Permitted voltage range
2) +1.0/-0.5 V
3) Partial load 0…75 W

Product features
— 4-channel DALI converter
— Dimming range: 0…100 % luminous flux

Product benefits
— Flexible addressing via DALI

Areas of application
— Suitable for luminaires of protection classes I and II
— Suitable for separate mounting
— Suitable for indoor applications

Equipment / Accessories
— Suitable for 24 V LED modules

OPTOTRONIC® –
Constant voltage LED drivers 24 V with 1…10 V



1



Product name	GTIN (EAN)	Hz	V_{IN}	V_{OUT}	W	l [mm]	b [mm]	h [mm]
OT 80/220…240/24 DIM P	4008321981677	50 / 60	198…264 [1]	24 [2]	80 [3]	250	50	34
OT 120/220…240/24 DIM P	4008321981691	50 / 60	198…264 [1]	24 [2]	120 [4]	250	60	39
OT 240/220…240/24 DIM P	4008321981714	50 / 60	198…264 [1]	24 [2]	240 [5]	250	80	39

Product name	l_1 [mm]	T_a		W	protection class	IP	b_1 [mm]		No.
OT 80/220…240/24 DIM P	241	-25…+55	Yes	1…100 %	II	IP67	14	10	1
OT 120/220…240/24 DIM P	241	-25…+55	Yes	1…100 %	I	IP67	15	10	1
OT 240/220…240/24 DIM P	241	-25…+55	Yes	1…100 %	I	IP67	16	8	1

1) Permitted voltage range
2) +1.0/-0.5 V
3) Partial load 0…80 W
4) Partial load 0…120 W
5) Partial load 0…240 W

Product features
- Dimmable via fully isolated 1…10 V interface
- Driver with output power range of up to 240 W

Product benefits
- Versatile 1…10 V window driver up to 240 W due to flexible output characteristic
- Very high efficiency and reliability
- High IP protection (IP67)
- High surge protection: up to 3 kV (L-N) / 6 kV (L/N-PE)

Areas of application
- Suitable for use in tight, flat luminaires or installation in suspended ceilings
- Suitable for indoor and outdoor SELV installations

OPTOTRONIC® –
Constant voltage LED drivers 12 V with 1…10 V

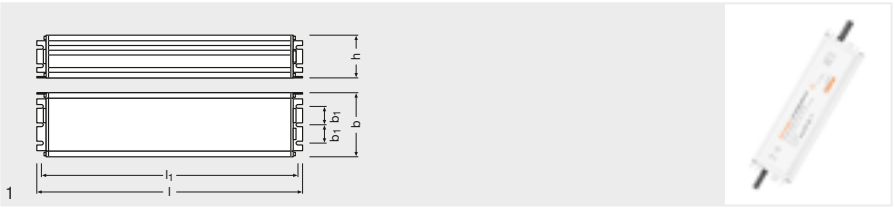

1

Product name	GTIN (EAN)	Hz	V_{IN}	V_{OUT}	W	l [mm]	b [mm]	h [mm]
OT 60/220…240/12 P DIM	4052899947054	50 / 60	198…264 [1]	12.5 [2]	60 [3]	180	50	34

Product name	l_1 [mm]	T_a		W	protection class	IP		No.
OT 60/220…240/12 P DIM	171	-30…+55	Yes	1…100 %	II	IP67	10	1

1) Permitted voltage range
2) ±0.5 V
3) Partial load 20…60 W

Product features
— Dimmable via fully isolated 1…10 V interface

Product benefits
— Very high efficiency and reliability
— High IP protection (IP67)
— High surge protection:
up to 3 kV (L-N) / 3.5 kV (L/N-PE)

Areas of application
— Signage, spotlights, downlights and other LED applications
— Suitable for indoor and outdoor SELV installations

OPTOTRONIC® –
Constant voltage LED drivers 24 V



Product name	GTIN (EAN)	Hz	V_{IN}	V_{OUT}	W	l [mm]	b [mm]	h [mm]
OT 6/200…240/24 CE	4008321113269	50 / 60	180…254 [2]	24 [4]	6 [9]	51	50	22
OT 8/200…240/24	4008321040169	50 / 60	180…254 [2]	24 [5]	8 [10]	80	40	22
OT 20/200…240/24	4050300618111	50 / 60	198…254 [2]	24 [5]	20 [11]	109	50	35
OT 30/220…240/24 P	4052899043497	50 / 60	198…264 [3]	24 [6]	30 [12]	220	40	22
OT 50/220…240/24	4052899905566	50 / 60	198…264 [3]	24 [7]	50 [13]	242	40	16
OT 50/220…240/24 P	4052899043510	50 / 60	198…264 [3]	24 [6]	50 [13]	220	40	22
OT 75/220…240/24	4050300817477	50 / 60	198…254 [2]	24 [5]	75 [14]	220	47	44
OT 80/220…240/24 P	4008321981684	50 / 60	198…264 [2]	24 [6]	80 [15]	250	50	34
OT 120/220…240/24 P	4008321981707	50 / 60	198…264 [2]	24 [6]	120 [16]	250	60	39
OT 240/220…240/24 P	4008321981721	50 / 60	198…264 [2]	24 [6]	240 [17]	250	80	39

Product name	l_1 [mm]	T_a		pro-tection class	IP	
OT 6/200…240/24 CE	-	-20…+50	Yes [1]	II	IP65	20
OT 8/200…240/24	72	-20…+50	Yes [1]	II	IP20	50
OT 20/200…240/24	-	-20…+45	Yes [1]	II	IP20	20
OT 30/220…240/24 P	213	-25…+55	Yes [1]	II	IP66	30
OT 50/220…240/24	-	-20…+45	Yes [1]	II	IP20	20
OT 50/220…240/24 P	213	-25…+55	Yes [1]	II	IP66	30
OT 75/220…240/24	180	-20…+50	Yes [1]	II	IP20	10
OT 80/220…240/24 P	241	-25…+55	Yes [1]	II	IP67	10
OT 120/220…240/24 P	241	-25…+55	Yes [1]	I	IP67	10
OT 240/220…240/24 P	241	-25…+55	Yes [1]	I	IP67	8

1) With OPTOTRONIC® dimmers
2) Permitted voltage range
3) V_{AC} / Permitted voltage range
4) ±0.8 V
5) ±1.0 V
6) +1.0/-0.5 V
7) +0.9/-0.5 V
8) ±5 %
9) Partial load 0.4…6 W
10) Partial load 0…8 W
11) Partial load 0.5…20 W
12) Partial load 0…30 W
13) Partial load 0…50 W
14) Partial load 0…75 W
15) Partial load 0…80 W
16) Partial load 0…120 W
17) Partial load 0…240 W

Product benefits

— Versatile scope of application due to output power range of up to 240 W
— Very high efficiency and reliability
— Constant luminous flux for very low and high temperatures due to Smart Power Supply

Areas of application

— Suitable for indoor and outdoor SELV installations
— Outdoor applications only in suitable luminaires
— Suitable for use in tight, flat luminaires or installation in suspended ceilings

OPTOTRONIC® –
Constant voltage LED drivers 12 V

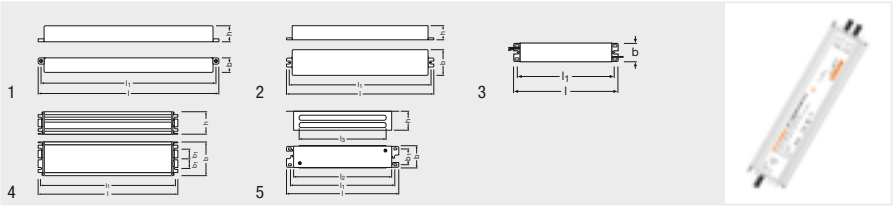

Product name	GTIN (EAN)	Hz	V_{IN}	V_{OUT}	W	l [mm]	b [mm]	h [mm]
OT 15/220…240/12 P	4052899905559	50 / 60	198…264 [2]	12.5 [4]	15 [5]	237	20	22
OT 30/220…240/12 P	4052899905542	50 / 60	198…264 [2]	12.5 [4]	30 [6]	220	40	22
OTe 60/110…277/12 E	4008321794338	50 / 60	100…305 [3]	12.5 [4]	60 [7]	241	43	30
OT 60/220…240/12 P	4008321790811	50 / 60	198…264 [2]	12.5 [4]	60 [8]	180	50	34
OTe 120/110…277/12 E	4008321821263	50 / 60	100…305 [3]	12.5 [4]	120 [9]	258	51.2	44.5
OT 120/220…240/12 P	4008321790835	50 / 60	198…264 [2]	12.5 [4]	120 [10]	250	60	39

Product name	l_1 [mm]	T_a		protection class	IP		No.
OT 15/220…240/12 P	228	-25…+55	Yes [1]	II	IP66	50	1
OT 30/220…240/12 P	213	-25…+55	Yes [1]	II	IP66	30	2
OTe 60/110…277/12 E	227	-25…+55	No	I	IP64	10	3
OT 60/220…240/12 P	171	-25…+55	Yes [1]	II	IP67	10	4
OTe 120/110…277/12 E	246	-25…+55	No	I	IP64	10	5
OT 120/220…240/12 P	241	-25…+55	Yes [1]	I	IP67	10	4

1) With OPTOTRONIC® dimmers
2) V_{AC} / Permitted voltage range
3) Permitted voltage range
4) ±0.5 V
5) Partial load 0…15 W
6) Partial load 0…30 W
7) Partial load 6…60 W
8) Partial load 0…60 W
9) Partial load 12…120 W
10) Partial load 0…120 W

Product benefits

- Versatile scope of application due to output power range of up to 120 W
- Very high efficiency and reliability
- High IP protection (up to IP67)
- High surge protection: up to 3 kV (L-N) / 6 kV (L/N-PE)

Areas of application

- Suitable for indoor and outdoor installations
- Ideal for mounting in very tight spaces

OPTOTRONIC® –
Constant voltage dimmers with DALI

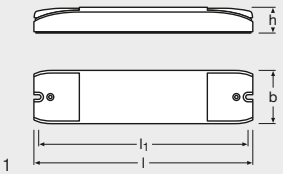



Product name	GTIN (EAN)	V_{OUT}	W	l [mm]	b [mm]	h [mm]	l_1 [mm]
OTi DALI DIM	4008321061195	10.5…24	120	172	42	20	164

Product name	T_a		W	protection class	IP		No.
OTi DALI DIM	-20…+50	Yes	0.1…100 %	II	IP20	20	1

Product features
- Intelligent digital dimmer (DALI) with constant output voltage
- Dimming range: 0.1…100 %
- Device fits also for special applications where dimming below 1 % is required

Product benefits
- Safety requirement due to overload, overtemperature, short-circuit protection

Areas of application
- Suitable for indoor installations
- Separate installation (ceiling mounting)

OPTOTRONIC® –
Constant voltage dimmers with DMX

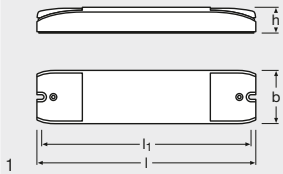



Product name	GTIN (EAN)	V_{OUT}	W	l [mm]	b [mm]	h [mm]	l_1 [mm]
OT DMX RGB DIM	4008321160829	10.5…24	144	172	42	20	164

Product name	T_a		W	protection class	IP		No.
OT DMX RGB DIM	-20…+50	Yes [1]	0…100 %	II	IP20	20	1

1) 3-channel PWM output

Product features
- Intelligent DMX dimmer with multi-channel topology and single control
- Automatic or manual addressing
- Device fits also for special applications where dimming below 1 % is required

Product benefits
- Safety requirement due to overload, overtemperature, short-circuit protection

Areas of application
- Suitable for indoor installations
- Luminaire installation and separate or top-hat rail mounting

OPTOTRONIC® –
Constant voltage dimmers with 1…10 V

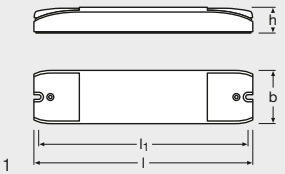

1



Product name	GTIN (EAN)	V_{OUT}	W	l [mm]	b [mm]	h [mm]	l_1 [mm]
OT DIM	4050300943459	10.5…24	120	172	42	20	164

Product name	T_a		W	protection class	IP		No.
OT DIM	-20…+50	Yes [1]	0…100 %	II	IP20	20	1

1) 1-channel PWM output

Product features
- Intelligent analog dimmer (1…10 V) with constant output voltage
- Dimming range: 0.1…100 %
- Cable clamp housing for independent mounting
- Device fits also for special applications where dimming below 1 % is required

Product benefits
- Safety requirement due to overload, overtemperature, short-circuit protection

Areas of application
- Suitable for indoor SELV installations

OPTOTRONIC® Outdoor –
Constant current LED drivers with 4DIM/DALI

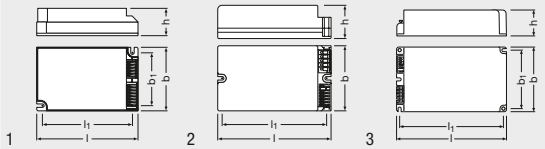



Product name	GTIN (EAN)	V_{IN}	W	V_{OUT}	I[mA]	l [mm]	b [mm]	h [mm]
OT 40/120…277/1A0 4DIMLT2 E	4052899925182	108…305 [1]	40 [4]	18…56	70…1050	123	79	33
OT 60/170…240/1A0 4DIMLT2 E	4052899925199	170…264 [1]	60 [5]	30…115 [8]	70…1050	133	77	40
OT 90/170…240/1A0 4DIMLT2 E	4052899925205	170…264 [1]	90 [6]	57…186	70…1050	133	77	40
OT 165/170…240/1A0 4DIMLT2 E	4052899925212	170…264 [1]	160 [7]	95…285 [9]	70…1050	170	100	40

Product name	l_1 [mm]	b_1 [mm]	T_a		protection class	IP		No.
OT 40/120…277/1A0 4DIMLT2 E	111	67	-40…+60 [2]	Yes	I / II	IP20 [10]	20	1
OT 60/170…240/1A0 4DIMLT2 E	122.5	-	-40…+60 [3]	Yes	I / II	IP20 [10]	20	2
OT 90/170…240/1A0 4DIMLT2 E	122.5	-	-40…+55	Yes	I / II	IP20 [10]	20	2
OT 165/170…240/1A0 4DIMLT2 E	160	90	-30…+55	Yes	I / II	IP20 [10]	10	3

1) Permitted voltage range
2) T_a(max) = 55 °C for input voltage 120/277 V_{AC}
3) T_a(max) = 60 °C $I_{out} \leq$ 700 mA, T_a(max) = 55 °C $I_{out} >$ 700 mA
4) Partial load 7…40 W / Not dimmed
5) Partial load 11…60 W / Not dimmed
6) Partial load 20…90 W / Not dimmed
7) Partial load 32…165 W / 150 W max. for output currents < 680 mA / Not dimmed
8) Maximum 120 V
9) Maximum 300 V
10) IP fixture rating > IP54

Product features

- Available with different wattages: 40 W, 60 W, 90 W, 165 W
- Input voltage: 120…277 V (40 W), 220…240 V (60 W, 90 W, 165 W)
- Current output range: 70…1,050 mA
- Flexible current setting with one additional wire (LEDset2)
- AstroDIM for autonomous dimming with five independent levels (astro, time mode)
- Allows for energy saving in twilight phases
- MainsDIM function for dimming via reduction of line voltage amplitude
- Isolated DALI interface for bidirectional telemanagement systems
- Standby power consumption: < 0.5 W
- Constant lumen function
- Overtemperature protection via external NTC

Product benefits

- 4DIM functionality in one device (StepDIM, AstroDIM, MainsDIM, DALI)
- Very high efficiency and reliability
- High surge protection: up to 10 kV (1 pulse) / 8 kV, in protection class I or II
- Low luminous efficacy tolerance through low output current tolerance of ± 3 %
- Great flexibility due to wide operating temperature range of -40…55 °C or 60 °C
- Protection through double isolation between mains input and LED output

Areas of application

- Street and urban lighting
- Industry
- Suitable for outdoor applications in luminaires with IP > 54
- Suitable for use in outdoor luminaires of protection classes I and II

Equipment / Accessories

- DALI magic hardware for configuring 4DIM ECGs necessary
- Programmable via Tuner4TRONIC® software

OPTOTRONIC® Outdoor –
Constant current LED drivers with 2DIM/0…10 V

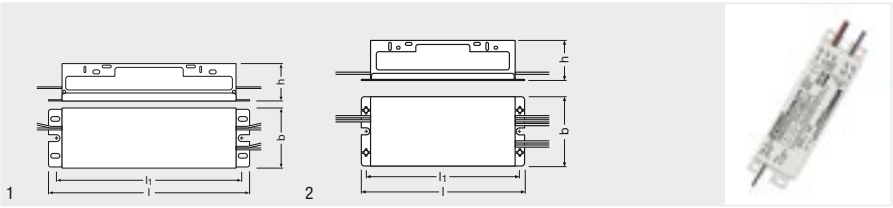

Product name	GTIN (EAN)	V_{IN}	W	V_{OUT}	I[mA]	l [mm]	b [mm]	h [mm]
OT 50/120…277/800 2DIMLT2 P	4052899173781	108…305 [4]	50 [5]	30…115	105…800	168	50	30
OT 50/120…277/1A2 2DIMLT2 P	4052899173804	108…305 [4]	50 [6]	20…55	180…1250	168	50	30
OT 100/120…277/800 2DIMLT2 P	4052899253414	108…305 [4]	100 [7]	50…186	105…800	168	68	38
OT 110/120…277/1A4 2DIMLT2 P	4052899253438	108…305 [4]	110 [8]	35…85	180…1400	168	68	38

Product name	l1 [mm]	T_a		protection class	IP		No.
OT 50/120…277/800 2DIMLT2 P	152	-40…+55 [1]	Yes	I / II	IP64	20	1
OT 50/120…277/1A2 2DIMLT2 P	152	-40…+55 [1]	Yes	I / II	IP64	20	1
OT 100/120…277/800 2DIMLT2 P	152	-40…+55 [2]	Yes	I / II	IP64	20	2
OT 110/120…277/1A4 2DIMLT2 P	152	-40…+55 [3]	Yes	I / II	IP64	20	2

1) T_a(max) = 50 °C for input voltage 120/277 V_{AC}
2) T_a(max) = 45 °C for input voltage 120 V_{AC} / T_a(max) = 50 °C for input voltage 277 V_{AC}
3) T_a(max) = 40 °C for input voltage 120 V_{AC} / T_a(max) = 55 °C for input voltage 277 V_{AC}
4) Permitted voltage range
5) Partial load 11…50 W / Not dimmed
6) Partial load 12…50 W / Not dimmed
7) Partial load 45…100 W / Not dimmed
8) Partial load 45…110 W / Not dimmed

Product features
- Available with different wattages: 50 W, 100 W, 110 W
- Input voltage: 120…277 V
- Available with output current range: up to 1,400 mA
- Flexible current setting with one additional wire (LEDset2)
- AstroDIM for autonomous dimming with five independent levels (astro mode)
- Isolated 0…10 V interface for unidirectional telemanagement systems
- Constant lumen function
- Overtemperature protection with external NTC or LEDset2 interface

Product benefits
- 2DIM functionality in one device (AstroDIM, 0…10 V)
- High surge protection: up to 6 kV (in protection class I or II)
- Fast programming without mains voltage
- High efficiency and reliability
- Great flexibility due to wide operating temperature range of -40…55 °C
- Protection through double isolation between mains input and LED output
- High IP protection (IP64)

Areas of application
- Street and urban lighting
- Industry
- Suitable for luminaires of protection classes I and II

Equipment / Accessories
- OT Programmer hardware for configuration of 2DIM ECGs necessary
- Programmable via Tuner4TRONIC® software

OPTOTRONIC® Outdoor –
Constant current LED drivers – Non-dimmable

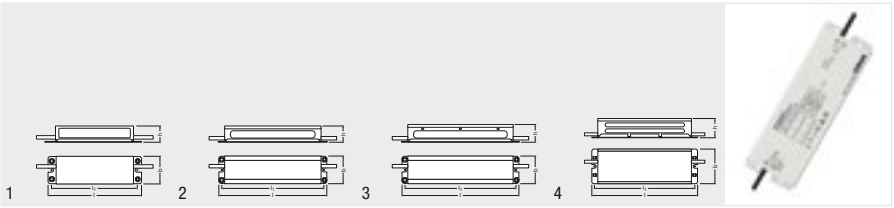

Product name	GTIN (EAN)	V_{IN}	W	V_{OUT}	I[mA]	l [mm]	b [mm]	h [mm]
OT 50/120…277/700 P5	4052899259003	108…305 [1]	50 [2]	24…74	700 [6]	168	50	30
OT 100/120…277/700 P5	4052899259065	108…305 [1]	100 [3]	55…152	700 [6]	168	60	39
OT 180/120…277/700 P5	4052899259027	108…305 [1]	180 [4]	115…257	700 [6]	251	60	39
OT 250/120…277/700 P5	4052899259041	108…305 [1]	250 [5]	180…357	700 [6]	267	89	55

Product name	l_1 [mm]	T_a		protection class	IP		No.
OT 50/120…277/700 P5	152	-40…+55	No	I	IP65	20	1
OT 100/120…277/700 P5	152	-40…+55	No	I	IP65	20	2
OT 180/120…277/700 P5	236.3	-40…+55	No	I	IP65	10	3
OT 250/120…277/700 P5	254.6	-40…+55	No	I	IP65	6	4

1) Permitted voltage range
2) Partial load 17…50 W
3) Partial load 39…100 W
4) Partial load 80…180 W
5) Partial load 125…250 W
6) ±5%

Product features
- Available with different wattages: 50 W, 100 W, 180 W, 250 W
- Input voltage: 120…277 V
- Output current: 700 mA
- Overtemperature protection

Product benefits
- High surge protection: up to 6 kV (L-N) / 6 kV (L/N-PE)
- High efficiency and reliability
- Great flexibility due to wide operating temperature range of -40…55 °C
- High IP protection (IP65)

Areas of application
- Street and urban lighting
- Industry
- Suitable for luminaires of protection class I

DALI magic –
USB to DALI programming interface



Product name	GTIN (EAN)	Hz	W SYSTEM	IP	COLOR	l [mm]
DALI magic	4052899039551	50 / 60	7	IP20	White	120

Product name	b [mm]	h [mm]	V		No.
DALI magic	76	28	100…240	1	1

Product features
- USB-DALI converter for Tuner4TRONIC® and DALI Wizard software for Windows PC
- Push button to test DALI dimming without need of connection to computers
- Powered by USB or by included universal power supply
- Internal automatic DALI supply of up to 64 devices (up to 4 if powered by USB only)

Equipment / Accessories
- Universal power supply 100-240 V_{AC} / 5.9 V_{DC} 1.15 A (EU plug)
- USB cable 180 cm (male A - male B)
- Bipolar plug for DALI connector

Areas of application
- Configuration of DALI ECG features
- Diagnosis of DALI installations

References / Links
Check www.osram.com/software for further available software

OT Programmer –
USB programming interface



Product name	GTIN (EAN)	V	T_a	l [mm]	b [mm]	h [mm]	IP	
OT Programmer	4052899209640	5 [1]	0…+50	120	76	28	IP20	1

1) Supplied by USB

Product features
- Standard USB interface
- Very fast programming of single OPTOTRONIC® devices with the Prog +/- interface
- Programming without applying mains voltage to the driver
- Works with Tuner4TRONIC® software
- Suitable only for non-DALI OPTOTRONIC® devices with the Prog +/- interface

References / Links
Tuner4TRONIC® software available at www.osram.com/t4t

OT Programmer software available at www.osram.com/software

EBN-OS –
Inrush current limiter for OPTOTRONIC® LED drivers



Product name	GTIN (EAN)	T_a	l [mm]	b [mm]	h [mm]	
EBN-OS /230	4006584548019	-10…+40	58	18	88	100

Product features
- Retrofit for DIN rail according to DIN EN 50022
- Operating frequency: 50…60 Hz
- Maximum continuous load: 16 A
- Limitation time: 70 ms
- Number of switching cycles: up to 10,000

Product benefits
- Increases maximum number of ECGs per automatic cutout by factor 2.5
- Flexible use depending on the size of the installation
- Simple installation

Areas of application
- Suitable for all POWERTRONIC® control gears and selected OPTOTRONIC® LED drivers

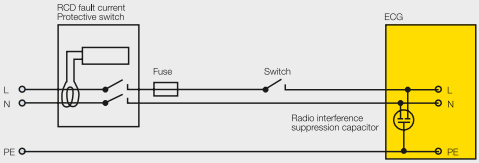

The following installation and operating instructions have been included to help you get the most out of your electronic control gears.

Requirements

The requirements to be met by lighting systems with electronic control gears fall into the following categories:

1. Residual currents/residual current detector
2. Capacity for automatic cutouts/switch-on currents
3. ECGs in 3-phase operation (overvoltages/undervoltages/missing neutral conductor)
4. LED drivers in emergency lighting systems (voltage ranges and switch-on times)
5. Power factor/compensation
6. Permissible cable lengths
7. DALI ECGs with Touch DIM®/corridor function should not be operated on open DALI lines
8. Permissible switching cycles for LED drivers
9. Dimming operation
10. Luminaires with LED drivers
11. Ambient and control gear temperatures
12. LED drivers for outdoor luminaires
13. Wiring of LED drivers
14. Lifespan and reliability of LED drivers

For more detailed information, see the Technical Guides at www.osram.com/oem-download



1. Residual currents/residual current detector

Problem

For LED drivers with protective earth (PE), both the high short-duration inrush current and the small leakage current from the interference suppression capacitors in the electronic control gears can trigger the residual current detector.

Solution

– Distribute luminaires across 3 phases and use 3-phase circuit breakers
– Use surge-current-resistant, short-delay circuit breakers
– If permissible, use 30 mA RCDs

2. Capacity for automatic cutouts

On switch-on at peak voltage, the storage capacitors of electronic control gears cause a high but very brief current pulse.

OSRAM offers an inrush current limiter for some OPTOTRONIC® devices. The EBN-OS restricts the switch-on current, which means that a larger number of LED drivers can be connected to an automatic cutout.

When using the values given in the tables, please note the following:

– For LED driver operation, the load data relates to switching on at peak voltage
– If circuit breaker types have C characteristics, the number of permitted luminaires for LED driver operation can be increased by 70 % (as compared to B characteristics)
– Circuit breaker design:
  The specified loading is for single-pole circuit breakers. When multi-pole circuit breakers (2-pole, 3-pole) are used, the number of permitted luminaires is reduced by 20 %.
– Circuit impedance:
  The specified loading applies with reference to a line impedance of 800 mΩ (corresponding to a 15 m long cable with a diameter of 1.5 mm^2 from the distribution board to the first luminaire and a further distance of 20 m to the middle of the circuit; at a line impedance of 400 mΩ, the permitted values are reduced by 10 %, and by 20 % with 200 mΩ)

Max. permissible number of LED drivers on type B or C automatic circuit breakers

Product family	I max [A_{pk}]	T_H [µs]	Max. permissible number of OTs on an automatic circuit breaker			
			Type B 10 A	Type C 10 A	Type B 16 A	Type C 16 A
OTi DALI Linear SELV						
OTi DALI 35/220-240/700 LT2 L	32	100	18	31	30	51
OTi DALI 50/220-240/1A4 LT2 L	53	200	8	14	13	22
OTi DALI 80/220-240/2A1 LT2 L	53	200	8	14	13	22
OTi DALI 80/220-240/1A6 LT2 L	53	200	8	14	13	22
OTi DALI Linear non-isolated						
OTi DALI 60/220-240/550 D LT2 L	53	300	8	14	13	22
OTi DALI 90/220-240/1A0 LT2 L	53	200	8	13	13	22
OTi Linear non-isolated						
OTi 60/220-240/550 D LT2 L	53	200	8	14	13	22
OTi 90/220-240/1A0 D LT2 L	53	200	8	13	13	22
OT FIT Linear SELV						
OT FIT 35/220-240/700 CS L	24	230	17	29	28	48
OT FIT 50/220-240/1A0 CS L	24	230	17	29	28	48
OT FIT 80/220-240/1A6 CS L	53	230	8	14	13	22
OT FIT Linear non-isolated						
OT FIT 30/220-240/125 D L	Not relevant	Not applic.	35	59	56	95
OT FIT 50/220-240/250 D L	Not relevant	Not applic.	35	59	56	95
OT FIT 50/220-240/350 D L	Not relevant	Not applic.	35	59	56	95
OTi DALI Compact SELV						
OTi DALI 25/220-240/700 LT2	20	<100	40	50	80	136
OTi DALI 35/220-240/1A0 LT2	20	<100	33	56	55	94
OTi DALI 50/220-240/1A4 LT2 FAN	30	200	12	20	20	34
OT FIT Compact SELV						
OT FIT 15/220-240/350 CS	24	174	17	29	28	48
OT FIT 25/220-240/500 CS	24	174	17	29	28	48
OT FIT 35/220-240/700 CS	24	174	17	29	28	48
OT FIT 50/220-240/1A0 CS	24	174	17	29	28	48
OT ECO PC Compact SELV						
OTe 10/220-240/700 PC	< 5	100	55	93	85	145
OTe 13/220-240/350 PC	< 5	100	55	93	85	145
OTe 18/220-240/350 PC	< 5	100	55	93	85	145
OTe 18/220-240/500 PC	< 5	100	55	93	85	145
OTe 25/220-240/700 PC	< 7	100	40	68	65	110
OTe 35/220-240/700 PC	<10	250	30	51	50	85
OT ECO Compact SELV						
OTe 25/220-240/420 CS	< 16	100	30	51	50	85
OTe 25/220-240/700 CS	< 16	100	30	51	50	85
OTe 35/220-240/700 CS	< 16	100	15	25	25	43
OTe 35/220-240/700 CS S	< 16	100	28	48	44	75
OTe 35/220-240/1A0 CS	< 16	100	15	25	25	42
OTe 35/220-240/1A0 CS S	< 16	100	28	48	44	75
OTe 50/220-240/1A0 CS	< 16	100	15	25	25	43
OTe 50/220-240/1A4 CS	< 16	100	15	25	25	43
OTe 50/220-240/1A0 CS FAN	< 16	100	15	25	25	43

If MCBs with a C characteristic are used, the number of permitted LED drivers can be increased by 70%
Circuit impedance: The specified loading applies with reference to a line impedance of 800 mΩ (corresponding to a 15 m long cable with a diameter of 1.5 mm² from the distribution board to the first luminaire and a further distance of 20 m to the middle of the circuit; at a line impedance of 400 mΩ, the permitted values are reduced by 10%, and by 20% with a line impedance of 200 mΩ)



Product family	Max. permissible number of OTs on an automatic circuit breaker					
	Type B 13 A	Type C 13 A	Type B 20 A	Type C 20 A	Type B 25 A	Type C 25 A
OTi DALI Linear SELV						
OTi DALI 35/220-240/700 LT2 L	24	41	37	63	46	79
OTi DALI 50/220-240/1A4 LT2 L	10	17	16	27	20	34
OTi DALI 80/220-240/2A1 LT2 L	10	17	16	27	20	34
OTi DALI 80/220-240/1A6 LT2 L	10	17	16	27	20	34
OTi DALI Linear non-isolated						
OTi DALI 60/220-240/550 D LT2 L	10	17	16	27	20	34
OTi DALI 90/220-240/1A0 LT2 L	10	17	16	27	20	34
OTi Linear non-isolated						
OTi 60/220-240/550 D LT2 L	10	17	16	27	20	34
OTi 90/220-240/1A0 D LT2 L	10	17	16	27	20	34
OT FIT Linear SELV						
OT FIT 35/220-240/700 CS L	22	39	35	60	43	75
OT FIT 50/220-240/1A0 CS L	22	39	35	60	43	75
OT FIT 80/220-240/1A6 CS L	10	17	16	27	20	34
OT FIT Linear non-isolated						
OT FIT 30/220-240/125 D L	45	77	70	118	87	148
OT FIT 50/220-240/250 D L	45	77	70	118	87	148
OT FIT 50/220-240/350 D L	45	77	70	118	87	148
OTi DALI Compact SELV						
OTi DALI 25/220-240/700 LT2	65	110	100	170	125	212
OTi DALI 35/220-240/1A0 LT2	44	76	68	117	85	146
OTi DALI 50/220-240/1A4 LT2 FAN	16	27	25	42	31	53
OT FIT Compact SELV						
OT FIT 15/220-240/350 CS	22	39	35	60	43	75
OT FIT 25/220-240/500 CS	22	39	35	60	43	75
OT FIT 35/220-240/700 CS	22	39	35	60	43	75
OT FIT 50/220-240/1A0 CS	22	39	35	60	43	75
OT ECO PC Compact SELV						
OTe 10/220-240/700 PC	69	117	106	181	132	226
OTe 13/220-240/350 PC	69	117	106	181	132	226
OTe 18/220-240/350 PC	69	117	106	181	132	226
OTe 18/220-240/500 PC	69	117	106	181	132	226
OTe 25/220-240/700 PC	52	89	81	137	101	171
OTe 35/220-240/700 PC	40	69	62	106	78	132
OT ECO Compact SELV						
OTe 25/220-240/420 CS	40	69	62	106	78	132
OTe 25/220-240/700 CS	40	69	62	106	78	132
OTe 35/220-240/700 CS	20	34	31	53	39	67
OTe 35/220-240/700 CS S	35	60	55	93	68	117
OTe 35/220-240/1A0 CS	20	34	31	52	39	65
OTe 35/220-240/1A0 CS S	35	60	55	93	68	117
OTe 50/220-240/1A0 CS	20	34	31	53	39	67
OTe 50/220-240/1A4 CS	20	34	31	53	39	67
OTe 50/220-240/1A0 CS FAN	20	34	31	53	39	67

The circuit breaker's rated current may not be exceeded.
Installations of 1.5 mm^2 may be protected with a max. 16 A circuit breaker.

Maximum permissible number of OPTOTRONIC® LED drivers on an automatic circuit breaker

LED drivers	I_p [A]	T_H [µs] measured at 50 % Ipeak	Maximum no. of LED drivers on circuit breakers 10 A	16 A
OPTOTRONIC® constant current 350 mA				
OT 9/200-240/350	15	170	30	48
OTe 25/220-240/2x350	16	20	50	70
ELEMENT LD constant current				
ELEMENT LD 15/220-240/350	16	50	30	50
ELEMENT LD 20/220-240/500	16	50	35	60
ELEMENT LD 30/220-240/700	16	50	25	40
ELEMENT LD 38/220-240/900	16	50	20	25
ELEMENT LD 45/220-240/1A0	16	50	15	25
ELEMENT LD 60/220-240/1A4	16	50	15	20
ELEMENT LD 8/220-240/180	16	50	50	80

LED driver	I_p [A]	T_H [µs] measured at 50 % Ipeak	Maximum no. of LED drivers on circuit breakers 10 A	16 A
OPTOTRONIC® constant voltage 12 V				
OT 15/12 P	20	170	32	51
OT 30/12 P	30	170	13	21
OT 60/12 P	35	170	11	17
OT 120/12 P	40	300	6	10
OTe 15/220-240/12 P	17	15	– [1]	– [1]
OTe 30/220-240/12 P	26	370	– [1]	– [1]
OTe 60/110-277/12 E	15	200	7	12
	40	200	7	12
OTe 60/220-240/12 P	35	420	4	8
OTe 120/110-277/12 E	60	250	3	6
	100	250	3	6
OTe 120/220-240/12 P	22	35	3	6
OPTOTRONIC® constant voltage 24 V with DALI				
OTi DALI 75/220-240/24 1…4CH	35.6	270	7	12
OPTOTRONIC® constant voltage 24 V with 1…10 V				
OT 80/24 DIM P	35	360	7	10
OT 120/24 DIM P	60	250	6	10
OT 240/24 DIM P	70	250	5	8
OPTOTRONIC® constant voltage 24 V				
OT 6/200-240/24 CE	15	240	30	48
OT 8/200-240/24	15	240	30	48
OT 20/120-240/24 S	45	150	7	11
OT 30/220-240/24 P	23	270	13	21
OT 50/220-240/24	45	80	12	19
OT 50/220-240/24 P	22	270	12	19
OT 75/220-240/24	41	200	7	12
OT 75/220-240/24 E	41	200	7	12
OT 80/220-240/24 P	35	360	7	10
OT 120/220-240/24 P	60	250	6	10
OTe 120/220-240/24 E	70	300	3	5
OT 240/220-240/24 P	70	250	5	8

1) On request or in data sheet

Max. permissible number of OTs on an EBN-OS inrush current limiter

Product family	GTIN (EAN)	Max. permissible number of OTs on an automatic circuit breaker	Max. permissible number of OTs on an EBN-OS inrush current limiter
		Type B 16 A	Type B 16 A
OTi DALI Linear non-isolated			
OTi DALI 60/220-240/550 D LT2 L	4052899188662	13	40
OTi DALI 90/220-240/1A0 LT2 L	4008321867568	13	40
OTi Linear non-isolated			
OTi 60/220-240/550 D LT2 L	4052899188419	13	40
OTi 90/220-240/1A0 D LT2 L	4052899188556	13	40
OTi DALI Compact SELV			
OTi DALI 50/220-240/1A4 LT2 FAN	4052899919433	20	50



EBN-OS inrush current limiter

Max. permissible number of LED drivers on type B or C automatic circuit breakers

Product family	I max [A_{pk}]	T_H [µs]	Max. permissible number of OTs on an automatic circuit breaker						
			Type B10	Type C10	Type B16	Type B16 + EBN-OS	Type C16	Type B25	Type C25
OT 40/1A0 4DIMLT2 E	30	250	10	17	17	45	28	28	44
OT 60/1A0 4DIMLT2 E	55	230	7	12	12	30	20	20	32
OT 90/1A0 4DIMLT2 E	57	210	7	12	12	30	20	20	32
OT 165/1A0 4DIMLT2 E	62	330	4	8	8	15	14	14	21
OT 50/1A2 2DIMLT2 P	30	250	10	17	17	45	28	28	45
OT 50/800 2DIMLT2 P	30	250	10	17	17	45	28	28	45
OT 100/1A2 2DIMLT2 P	55	230	7	11	10	30	17	16	26
OT 110/800 2DIMLT2 P	55	230	7	11	10	30	17	16	26
OT 50/700 P 5	50	200	8	14	13	–	22	20	34
OT 100/700 P 5	100	200	4	7	7	–	12	12	19
OT 180/700 P 5	110	200	4	7	7	–	12	11	19
OT 240/700 P 5	65	200	6	10	9	–	15	15	23

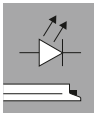

Circuit impedance: The specified loading applies with reference to a line impedance of 800 mΩ (corresponding to a 15 m long cable with a diameter of 1.5 mm² from the distribution board to the first luminaire and a further distance of 20 m to the middle of the circuit; at a line impedance of 400 mΩ, the permitted values are reduced by 10 %, and by 20 % with a line impedance of 200 mΩ)

3. ECGs in 3-phase operation

Overvoltage/undervoltage/no neutral conductor

1. Check whether the line voltage is within the application range of the ECG (AC/DC range from 198 V to 254 V for example).

2. The mains connection should only be made to the luminaire terminal. For luminaires or luminaire groups in 3-phase circuits.

3. Make absolutely sure that the neutral conductor is correctly connected to all luminaires and that it is making proper contact.

4. Cables should only be connected or disconnected when no voltage is present.

5. For 3 x 230/240 V supply networks in triangular circuit arrangements, protection by way of common disconnection of the phase conductor is necessary.

Important

– In new systems, the loads must not be connected when the insulation resistance is measured with 500 V DC, as according to VDE 0100-600 Section 9, the test voltage is also applied between the neutral conductor (N) and all 3 external lines (L1, L2, L3). In existing systems, it is sufficient to conduct an insulation test between the external conductors (L1, L2, L3) and protective earth (PE) without disconnecting from the network. The neutral conductor (N) and protective earth (PE) must not be electrically connected in any way while this is being done. For this insulation measurement (500 V = to ⏚), the neutral conductor disconnection terminal may only be opened after the line voltage has been disconnected.

– Make sure that the N conductor is correctly connected before putting the equipment into operation.

– During operation of the lighting system do not disconnect the N conductor under any circumstances.

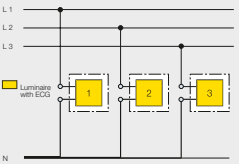

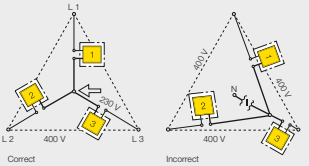

The diagram above shows the wiring for luminaires or luminaire groups in 3-phase circuits and with a common neutral conductor. If the common neutral conductor is interrupted in a 3-phase star configuration and voltage is present, then luminaires or groups of luminaires may be exposed to unacceptably high voltages and the electronic control gears may be destroyed.

4. LED drivers in emergency lighting systems with DC voltage

Permitted battery voltage	Upper limit	Lower limit
OTi DALI [2]	276 V [1]	176 V
OTi [2]	276 V [1]	176 V
OT FIT [2]	276 V [1]	176 V

Switch-on times	Maintained Supply is switched from AC to DC	Non-maintained Emergency luminaires are switched on from cold
OTi DALI	0.2 s	0.3 s [3]/0.6 s [4]
OTi	< 0.5 s	< 0.5 s
OT FIT	< 0.5 s	< 0.5 s

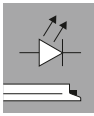

1) DC voltage or pulsed DC voltage (>198 V necessary for switch-on)
2) OTi DALI and OTi drivers (not dimmable) can detect DC voltage and adjust to 15 % output current. Positive with regard to battery capacity.
If higher output currents than 15 % (factory setting) are necessary for OTi DALI, these can be configured using DALI magic/Wizard or DALI magic/Tuner4TRONIC®.
3) Switch-on time (emergency lighting mode activated)
4) Switch-on time (at 230 V/50 Hz/full load in accordance with DALI standard) emergency lighting mode not activated

5. Power factor/compensation

The power factor λ for an electrical load is the ratio of the effective power (P_{eff} = voltage x effective current) to the apparent power (P_{app} = voltage x current). This value is affected both by the phase displacement cos φ between the current and the voltage and by the current distortion ε.

$$\lambda = \frac{P_{eff}}{P_{app}} = \varepsilon \cdot \cos \varphi$$



However, distortion in the sine-wave current supply occurs during the operation of electronic control gears. Generally speaking, these distortions are classified by integer multiples of the line frequency (harmonics).

The harmonic content of the line current is strictly controlled by national and international standards (IEC 61000-3-2).

OSRAM LED drivers have integrated active electronic harmonic filters for this purpose, which ensure a value for ε of more than 0.95 and therefore a power factor λ greater than 0.9 (exceptions are indicated).

6. Permissible cable lengths

OPTOTRONIC®

The maximum cable length between OPTOTRONIC® and the LED module depends on the type of cable, the currents carried, compliance with radio interference limit values and how the cable is routed. The following maximum cable lengths can be used as guidelines:

Max. permissible cable length	LED driver family	Typical LED driver type
10 m	OPTOTRONIC® constant voltage: 12V and 24 V	e.g. OT…/12 P/ OT… 24 DIM (P), QTi DALI 75/24
2 m	OPTOTRONIC® constant current	e.g. OT…350…, OTi DALI…, OTe
2 m	OPTOTRONIC® OUTDOOR: constant current	OT 4DIM
10 m	OPTOTRONIC® OUTDOOR: constant current	OT 2DIM
10 m	OPTOTRONIC® OUTDOOR: constant current	OT … 700 P5
2 m	LEDset cables	

Cable routing

For reasons of interference suppression, the power cable should not be laid parallel to the casing and/or the secondary cable. This will avoid high-frequency coupling effects.

Measurement of secondary voltage

Standard multimeters with appropriate accuracy can be used.

7. DALI ECGs with Touch DIM®/corridor function should not be operated on open DALI lines

Due to an increasing number of questions about DALI installations where no DALI controller is (yet) connected, we recommend you short-circuit the (currently) open DALI lines in the sub-distribution cabinet to avoid unwanted switching/unsynchronized dimming.

Recommendation
In DALI installations where no DALI controller is (yet) connected, short-circuit the open DALI lines in the sub-distribution cabinet (also applies to installations where Touch DIM®/corridor mode operation is planned).

Reason
To avoid unwanted switching/unsynchronized dimming caused by electrical distortions/coupling into open DALI lines.

Technical background
Even low induced voltages can trigger the DALI Touch DIM® mode on the DALI input connector of the control gear and therefore cause different and unsynchronized dimming levels. This antenna effect depends on the length and location of the open DALI line. With open DALI lines of more than 10 m, we recommend short-circuiting the DALI line.

Reset in cases of error
If the DALI ECGs have already been triggered incorrectly, do the following:
1. Disconnect the mains power to the DALI ECGs and connect a DALI control unit (e.g. OSRAM DALI Repeater or OSRAM DALI MCU)
2. Reconnect the power: The DALI ECGs will detect the signal and switch back to DALI mode again
3. Interrupt the mains power again and disconnect the DALI control unit
4. Short-circuit the DALI line
5. Connect up the power again

Applies ONLY to DALI ECGs with Touch DIM®/corridor function.

8. Permissible switching cycles for LED drivers

OPTOTRONIC® constant current LED drivers and OSRAM LED modules are designed for at least 100,000 switching cycles. For OSRAM systems used in high switching cycle applications, such as in car parks, corridors, elevators and logistic areas, this ensures reliable operation over a period of at least 5 years based on approximately 50 switching cycles per day (i.e. approx. 18,000 switching cycles per year).

No. of switching cycles	LED driver	Comment
> 1,000,000	DALI LED driver OTi DALI…	DALI driver in standby mode, switching via DALI commands
> 150,000	DALI LED driver OTi DALI… Window driver OTi…	Switching on the mains side of the LED driver ON/OFF
> 150,000	LED driver with three current settings or a fixed output current OT FIT	Switching on the mains side of the LED driver ON/OFF
> 100,000	OT ECO OTe…	Switching on the mains side of the LED driver ON/OFF

In-house tests at OSRAM have shown that even significantly higher switching cycles can be achieved without failure of an OSRAM LED driver or OSRAM LED module.

Another benefit of the LED light solution is the fact that – in contrast to fluorescent lamp solutions – no “burn-in” time is required: LED modules immediately achieve the full luminous flux.

For applications with particularly high switching cycle requirements, OSRAM recommends DALI LED drivers which are permanently operated in standby mode (permanent power supply voltage) and switched exclusively via DALI commands (DALI command 0 = 0 % luminous flux and DALI command 254 = 100 % luminous flux or any other luminous flux required). Since the DALI LED drivers remain in standby mode, ON/OFF switching on the primary side is no longer required. This ensures that inrush current peaks have no negative effect on the service life of either the DALI LED driver or the LED module. This operating mode enables more than 1,000,000 switching cycles.

Another user-friendly option for corridors and storage areas is to define a lower dimming setting of 5 to 10 % which provides orientation in the room. This means that the illumination level will only be increased when a person or a forklift truck enters the corridor or the storage area.



Possible DALI solution for applications in corridors: DALIeco with activated corridor function (2 changing lighting values)

9. Dimming operation

– OPTOTRONIC® provides the following interfaces for dimming: 1…10 V, DALI, phase-cut dimmer. The minimum dimming value depends on the type of device. Constant voltage LED drivers can be extended using appropriate DIM modules (p. 4.34 ff).

10. Luminaires with LED drivers

The following general points apply to luminaires with LED drivers:

– The temperature limits of the LED drivers regarding ambient temperature and measuring point temperature on the device must not be exceeded (see 11. Ambient and control gear temperatures).
– The maximum permissible radio interference suppression values (EN 55015) must not be exceeded. Make sure the protective conductor and the function earth are correctly connected. Running the lamp cables and protective conductor together (e.g. NYM cables) may lead to problems due to high-frequency interference.

11. Ambient and control gear temperatures

The temperature ranges specified for the relevant control gear must be maintained to enable the LED driver to operate reliably. Generally speaking, lower operating temperatures can extend the life of LED drivers. When LED drivers are built into luminaires, the measuring point temperature T_c on the casing is the crucial parameter. The maximum permissible value specified for the device must not be exceeded.

12. LED drivers for outdoor luminaires

The following LED drivers were specially designed for outdoor applications:
OT 2DIM, OT 4DIM and OT…E and OT…P. They are specially equipped for such applications; for example, they are protected against moisture, AC voltage peaks and vibrations (wind load, rail vehicles).

13. Wiring of LED drivers

Parallel connection of OPTOTRONIC® LED drivers (with the exception of OT 50/220-240/24 E and OT 75/220-240/24 E) is not permitted on the secondary side. Series connection of OPTOTRONIC® LED drivers to increase the voltage or for voltage matching is not permitted on the secondary side unless specifically indicated in the data sheet.
Lamp-side switching or dimming is not permitted.

14. Lifespan and reliability of LED drivers

The lifespan of OPTOTRONIC® LED drivers is dependent on the lifespan of the electrical components used and their individual electrical and thermal loads. Each OPTOTRONIC® LED driver is marked with a so-called T_c point. To ensure reliable operation, the temperature at the T_c point should not exceed the defined maximum temperature. This will also ensure that OPTOTRONIC® LED drivers typically achieve a rated life of 50,000 hours at a maximum failure rate of 10 %.

If you install an LED driver outside of a luminaire, please make sure that it is not located too close to a source of heat. Otherwise there is a risk of overheating. The exponential dependency between lifespan and temperature means that the life of an LED driver can be extended when it is always operated below the defined maximum temperature at the T_c point. As a rule of thumb, you can expect to double the lifespan of an OPTOTRONIC® LED driver if the temperature maintained at the T_c point is 10 °C lower than the maximum permissible temperature. The following graphic shows the typical lifespan of an OPTOTRONIC® LED driver at different T_c temperatures (with a nominal service life of 50,000 hours and a maximum T_c temperature of 75 °C).

Expected lifespan of an OPTOTRONIC® LED driver

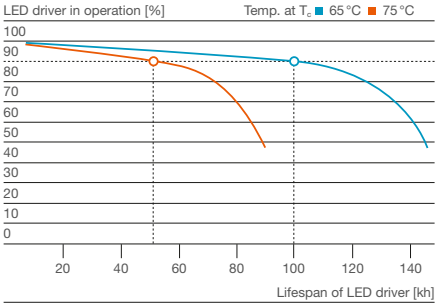

Special applications, such as operation in corrosive atmospheres, strong vibrations, impermissible voltage conditions etc., may necessitate further protective measures.

Wiring diagrams for LED drivers

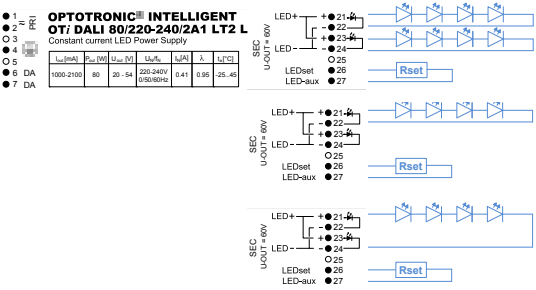

OTi DALI 35/220…240/700 LT2 L
OTi DALI 50/220…240/1A4 LT2 L
OTi DALI 80/220…240/1A6 LT2 L
OTi DALI 80/220…240/2A1 LT2 L

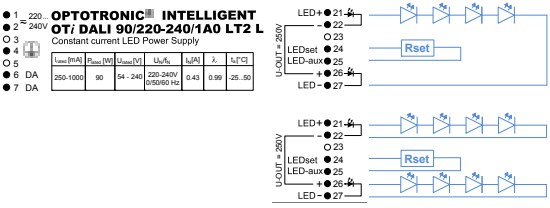

OTi DALI 60/220…240/550 D LT2 L
OTi DALI 90/220…240/1A0 LT2 L

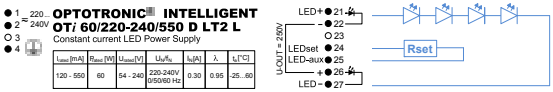

OTi 60/220…240/550 D LT2 L
OTi 90/220…240/1A0 D LT2 L

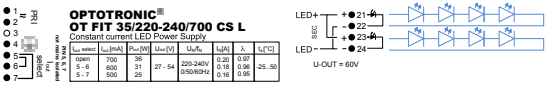

OT FIT 35/220…240/700 CS L
OT FIT 50/220…240/1A0 CS L
OT FIT 80/220…240/1A6 CS L

Wiring diagrams for LED drivers

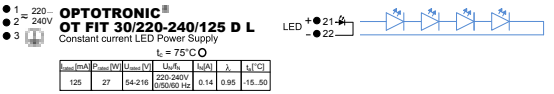

I_{rated} [mA]	P_{rated} [W]	U_{rated} [V]	U_N/f_N	I_N[A]	λ	t_a [°C]
125	27	54-216	220-240V 0/50/60 Hz	0.14	0.95	-15...50

OT FIT 30/220…240/125 D L
OT FIT 50/220…240/250 D L
OT FIT 50/220…240/350 D L



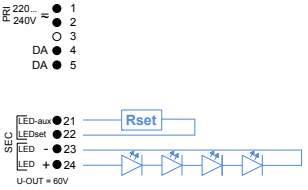

I_{rated} [mA]	P_{rated} [W]	U_{rated} [V]	U_N/f_N	I_N[A]	λ	t_a [°C]
350 - 1050	35	15-54	220-240V 0/50/60 Hz	0.18	0.95	-20...50

OTi DALI 15/220…240/1A0 LT2
OTi DALI 25/220…240/700 LT2
OTi DALI 35/220…240/1A0 LT2
OTi DALI 50/220…240/1A4 LT2 FAN

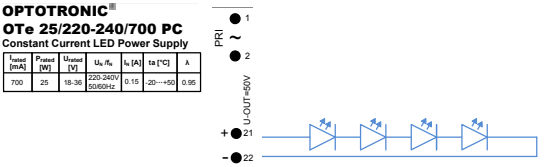

I_{rated} [mA]	P_{rated} [W]	U_{rated} [V]	U_N/f_N	I_N [A]	ta [°C]	λ
700	25	18-36	220-240V 50/60Hz	0.15	-20···+50	0.95

OTe 10/220…240/700 PC
OTe 13/220…240/350 PC
OTe 18/220…240/500 PC
OTe 18/220…240/350 PC
OTe 25/220…240/700 PC
OTe 35/220…240/700 PC

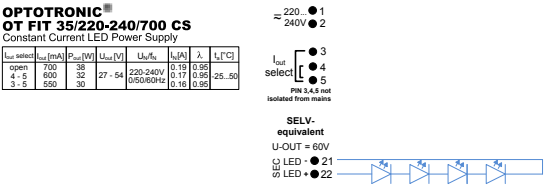

I_{out} select	I_{out} [mA]	P_{out} [W]	U_{out} [V]	U_N/f_N	I_N[A]	λ	t_a[°C]
open	700	38	27 - 54	220-240V 0/50/60Hz	0.19	0.95	-25...50
4 - 5	600	32			0.17	0.95	
3 - 5	550	30			0.16	0.95	

OT FIT 15/220…240/350 CS
OT FIT 25/220…240/500 CS
OT FIT 35/220…240/700 CS
OT FIT 50/220…240/1A0 CS

OPTOTRONIC® OTe 35/220-240/700 CS

Constant Current LED Power Supply

Iout[mA]	Pout[W]	Uout[V]	U_N /f_N	I_N [A]	t_c [°C]	λ
500	13-27	27-54	220-240V 50/60Hz	0.15	-20…+55	0.85C-0.95
600	16-32	27-54		0.18		
700	19-35	27-50		0.20		
700	19-37	27-54		0.22	-20…+50	

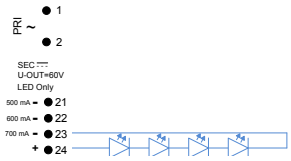

OTe 35/220…240/700 CS
OTe 35/220…240/1A0 CS
OTe 50/220…240/1A0 CS
OTe 50/220…240/1A4 CS
OTe 50/220…240/1A0 CS FAN

OPTOTRONIC® Power Supply

OTe 35/220-240/700 CS S

I_{rated} [mA]	P_{nom} [W]	U_{rated} [V]	U_N /f_N	I_N [A]	ta [°C]	λ
500	13-27	27-54	220-240V 50/60Hz	0.15	-20…+50	0.85C-0.95
600	16-32	27-54		0.18		
700	19-35	27-50		0.20		
700	19-37	27-54		0.22	-20…+45	

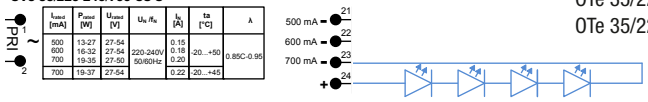

OTe 25/220…240/420 CS
OTe 25/220…240/700 CS
OTe 35/220…240/700 CS S
OTe 35/220…240/1A0 CS S



Light management systems

DALI PCU	5.04
DALI MCU	5.05
DIM MCU	5.06
HIGH BAY	5.08
VISION	5.09
DUO	5.10
DIM MULTI	5.11
DIM PICO	5.12
DIM MICO	5.13
LUXeye™ Sense DALI BT	5.15
LUXeye™ Sense 10A BT	5.16
Touch DIM® WCU	5.18
Touch DIM® RMC	5.19
Touch DIM® RC	5.20
Touch DIM® LS LI	5.21
Touch DIM® LS/PD LI	5.22
OPTOTRONIC® OT EASY 80	5.24
EASY DMX 16x4 SO	5.25
DALI EASY III	5.26
DALI EASY SO	5.27
EASY Hybrid Remote	5.28
DALI EASY RMC	5.29
EASY IR CI	5.30
DALI EASY IR	5.31
EASY RC	5.32
EASY Touch Panel	5.33
EASY PC KIT	5.34
EASY PB Coupler	5.35
EASY SYS CP	5.36
DALI RC BASIC SO	5.38
DALI LS/PD BASIC	5.39
DALI WCU 5 BASIC W	5.40
DALIeco Control	5.42
DALIeco Swarm Adapter	5.43
DALIeco LS/PD LI	5.44
DALIeco LS/PD LI NP	5.45

HF LS LI	5.46
DALIeco Remote PC KIT	5.47
User Remote	5.48
DALI MULTIeco	5.50
DIM MULTIeco	5.51
MULTIeco	5.52
LS/PD MULTI 3	5.53
LS/PD MULTI 3 FL	5.54
LS/PD MULTI 3 B	5.55
LS/PD MULTI 3 CI	5.56
LS/PD MULTI 3 A	5.57
DALI PRO CONT-4	5.61
E-BUS DALI Gateway	5.62
DALI PRO Touch Panel	5.63
Glass Touch 6	5.64
Glass Touch 12	5.65
Glass Touch T6R	5.66
ECU DALI	5.68
SSU Server	5.69
SSU with BACnet	5.70
BACnet DONGLE	5.71
EN-WM-ZB-P3D	5.72
EN-WS-SC3-ZB-WH	5.73
EN-SCPPH-0450-ZB	5.74
EN-WCM-ZB-EU	5.75
SLC Luminaire Controller	5.78
SLC Pole Controller	5.79
SLC Gateway	5.80
DALI PRO PB Coupler	5.82
DALI LS/PD LI	5.83
DALI LS/PD CI	5.84
DALI PRO Sensor Coupler	5.85
DALI Sensor Coupler HF LS LI	5.86
DALI Sensor Coupler E	5.87
DALI HIGHBAY ADAPTER	5.88
DALI REP LI	5.89
DALI REP SO	5.90
DALI CON 1…10 LI	5.91
DALI CON 1…10 SO	5.92
DALI Switch SO	5.93
DIM SA	5.95
Power Supply PS 30	5.96
Y-CONNECTOR	5.97
Y-CONNECTOR SCREW	5.98
4p4c connection cables	5.99
Mounting adapters	5.100
LS/PD CI KIT	5.100
LS/PD AP KIT	5.101
SENSOR KIT	5.102
ECO CI KIT	5.102
LMS CI BOX	5.103

Light management systems from OSRAM – simple, complete, innovative

The right light in the right amount at the right place and at the right time promotes our sense of well-being and stimulates us to be active. In addition to the technical and architectural aspects, light management systems (LMS) therefore play an important role in the holistic approach to planning high-quality lighting systems.

Light management systems detect and control different lighting levels and color mixes, so they give lighting a dynamic dimension. Automatic changes to the amount, color and direction of the light mean that the lighting system can be controlled on the basis of demand – from daylight-dependent control and dynamic lighting applications to pushbutton selection of different lighting scenes.

Light management solutions can bring the demands for comfort and energy savings into perfect harmony. Users can adjust the lighting level themselves at any time to suit their specific needs. At the same time, the lighting system can be dimmed up or down automatically depending on the amount of available daylight, leading to significant energy saving potential.









Light management products from OSRAM provide the ideal basis for innovative tailor-made lighting concepts – from a simple individual luminaire to complex and large-area solutions. Thanks to our many years of experience and in-depth technical know-how, our wide-ranging product portfolio meets the requirements in many different areas of applications.

In addition, we offer expert support for all aspects. From planning your project via the selection of the correct products to the realization and comprehensive technical support, OSRAM is at your side at all times – just take a look at www.osram.com/lms.

PCU/MCU: simple manual dimming solutions

Installed in a flush-mounted box and connected to the AC power supply, a DALI PCU or DALI MCU can control up to 25 luminaires with the integrated DALI supply. Parallel connection enables the number of luminaires per group to be increased to 100 and up to four control points can be provided.
DALI PCUs or DALI MCUs connected to one another synchronize automatically; in other words, the control point can be changed at any time without the risk of side effects such as sudden changes in brightness. The DALI PCU allows for the control of DALI control gears via standard push-buttons, the digital rotary dimmer DALI MCU has tactile detents so brightness can be fine-tuned in individual steps as required.

Thanks to its integrated switch, the analog DIM MCU rotary dimmer enables up to ten single-lamp 1…10 V ECGs or five 2-lamp 1…10 V ECGs to be controlled directly from one control point. If an external power relay is used, up to one hundred 1…10 V ECGs can be controlled.
The white cover can be removed from the DALI MCU and from the DIM MCU and replaced with commercially available covers.

Applications
- Single luminaires
- Conference rooms
- Partitioned rooms
- Living rooms

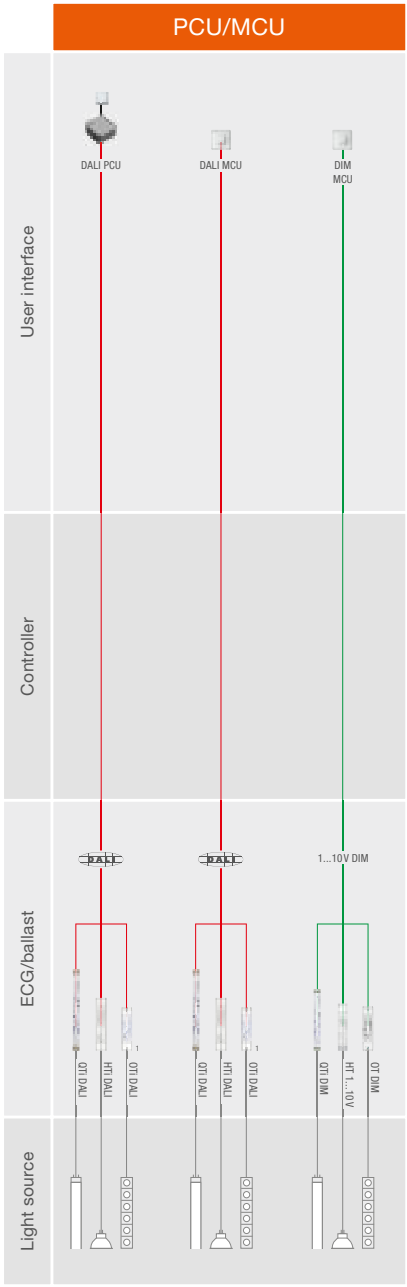

DALI PCU
Light management systems



Product name	GTIN (EAN)	V	CONTROL	No. of OUTPUTS	W SYSTEM	IP
DALI PCU	4052899955622	230	DALI	1	2	IP20

Product name		T_a	l [mm]	b [mm]	h [mm]	
DALI PCU	Integrated in flush device box	0…+40	45	45	23	60

Product features
- DALI control unit for manual dimming and switching via standard pushbutton
- Up to four DALI PCUs can be connected in parallel to set up multiple control points
- Automatic synchronization between the control points
- Combinable with standard presence and motion detectors with mains contact
- Behavior after power failure configurable
- Length of the DALI control cable: up to 300 m

Equipment / Accessories
- Suitable for up to 25 electronic control gears
- Flexible expansion via DALI repeaters or further DALI PCUs

DALI MCU
Light management systems

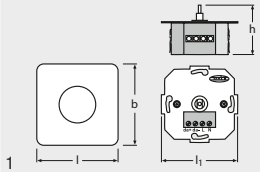

1



Product name	GTIN (EAN)	V	CONTROL	No. of OUTPUTS	W SYSTEM	IP	
DALI MCU	4008321189721	230	DALI	1	2	IP20	Integrated in flush device box

Product name	T_a	COLOR	l [mm]	b [mm]	h [mm]	l_1 [mm]		No.
DALI MCU	0…+50	White	80	80	50	70	15	1

Product features
- Up to 4 DALI MCUs can be connected in parallel to set up multiple control points
- Automatic synchronization between the control points
- Cover and rotary knob in neutral white
- Length of the DALI control cable: up to 300 m

Product benefits
- Intuitive manual dimming and switching
- Individual setting of minimal brightness level

Areas of application
- Conference rooms
- Restaurants
- Shop lighting

Equipment / Accessories
- Suitable for up to 25 electronic control gears
- Flexible expansion via DALI repeaters or further DALI MCUs
- Cover and rotary knob included

DIM MCU
Light management systems

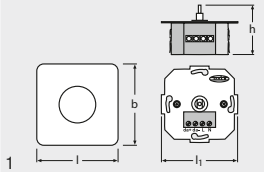

1



Product name	GTIN (EAN)	V	CONTROL	No. of OUTPUTS	Max Load	IP	
DIM MCU P	4050300347424	230	1…10	1	6	IP20	Integrated in flush device box

Product name	T_a	COLOR	l [mm]	b [mm]	h [mm]	l_1 [mm]		No.
DIM MCU P	0…+50	Cream white	80	80	40	70	100	1

Product features
- Switching load contact: 250 V/6 A (10 1-lamp or 5 2-lamp ECGs)
- Cover and rotary knob in cream white

Product benefits
- Intuitive manual dimming and switching
- Individual setting of minimal brightness level

Areas of application
- Conference rooms
- Restaurants
- Shop lighting

Equipment / Accessories
- Suitable for up to 100 electronic control gears (external load contact required)
- Flexible expansion via external load contact and via signal amplifier DIM SA
- Cover and rotary knob included

Stand-alone sensors: a starting point for energy-saving lighting control

Sensors provide the basis for energy-saving daylight-dependent and motion/presence-dependent lighting. With motion/presence sensors, the incoming daylight is measured and if necessary supplemented with artificial light. The lighting system is switched on only if persons are present in the room. Using sensors can therefore achieve energy savings of up to 70 %*.

Applications

- Offices: single and group workplaces
- Waiting rooms and conference rooms
- Corridors and foyers
- Toilets and washrooms
- Factories and warehouses

Overview of sensors

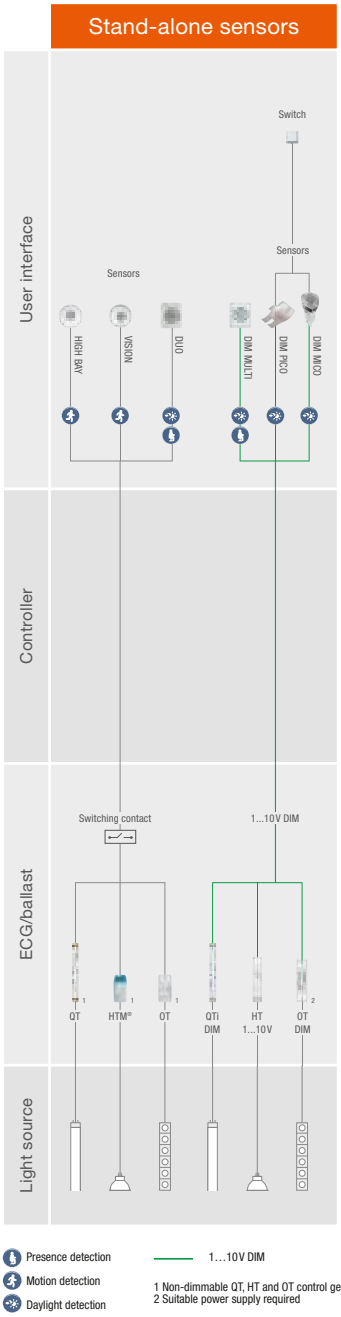

* Compared with conventional systems: T8 lamp, conventional control gear, no sensors

HIGH BAY
Stand-alone motion sensors with switching contact



Product name	GTIN (EAN)	V	Hz	h m			Max Load
HIGH BAY	4008321410078	120…277	50…60	13	18 [1]	100 [2]	5

Product name	W SYSTEM	IP		COLOR	d [mm]	h [mm]		No.
HIGH BAY	0.60	IP20	On-top ceiling mounting	White	115.6	39.4	20	1

1) Maximum diameter m²
2) Approximately

Product features
- Motion sensor with switching contact
- 3 to 10 m: detection of motion by people
- 3 to 13 m: detection of vehicle movement (e.g. fork lift truck)
- Adjustable switch-off delay: 30 s to 20 min
- Maximum power consumption in stand-by mode: 0.25 W

Product benefits
- Energy savings up to 35 % (compared to manual switching)

Areas of application
- Great installation height
- Industry
- Production halls

Equipment / Accessories
- Suitable for up to 15 electronic control gears
- Installation by means of Mounting Adapter possible

VISION
Stand-alone motion sensors with switching contact



1

Product name	GTIN (EAN)	V	Hz	h m		°	Max Load
VISION	4008321957047	120…277	50…60	4.5	21 [1]	140 [2]	5

Product name	W SYSTEM	IP		COLOR	d [mm]	h [mm]		No.
VISION	0.60	IP20	On-top ceiling mounting	White	115.6	39.9	20	1

1) Maximum diameter m²
2) Approximately

Product features
- Motion sensor with switching contact
- Adjustable switch-off delay: 30 s to 20 min
- Maximum power consumption in stand-by mode: 0.25 W

Product benefits
- Energy savings up to 35 % (compared to manual switching)

Areas of application
- Large areas
- Open-plan offices, corridors and storage rooms

Equipment / Accessories
- Suitable for up to 15 electronic control gears
- Installation by means of Mounting Adapter possible

DUO
Stand-alone motion/daylight sensors with switching contact

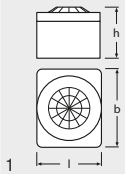

1



Product name	GTIN (EAN)	V	Hz	h m		°	Lx	Max Load
DUO	4008321496355	220…240	50…60	5	12 1)	110 2)	50…500 2)	5

Product name	IP		COLOR	l [mm]	b [mm]	h [mm]		No.
DUO	IP20	Luminaire integration/ On-top ceiling mounting/Clip on lamp	White	58	71	47	20	1

1) Maximum diameter m²
2) Approximately

Product features
- Light and presence sensor with switching contact
- Daylight detection
- Presence detection
- Combined daylight and presence detection
- All functions selectable via rotary switch
- Adjustable switch-off delay: 1…60 min
- Maximum power consumption in stand-by mode: 0.7 W

Product benefits
- Energy savings up to 45 % (compared to manual switching)
- Multiple sensors can be networked

Areas of application
- Individual offices
- Open-plan offices
- Waiting rooms

Equipment / Accessories
- Suitable for up to 30 electronic control gears

DIM MULTI
Stand-alone motion/daylight sensors with 1…10 V dimming interface

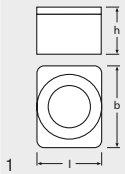

1



Product name	GTIN (EAN)	V	Hz	CONTROL	h m			Max Load
DIM MULTI	4050300554471	220…240	50…60	1…10	5	12 [1]	110 [2]	5

Product name	IP		COLOR	l [mm]	b [mm]	h [mm]		No.
DIM MULTI	IP20	Luminaire integration/ On-top ceiling mounting/Clip on lamp	White	58	71	42	20	1

1) Maximum diameter m²
2) Approximately

Product features
- 1…10 V light and presence sensor
- Combined daylight and presence detection
- All functions selectable via rotary switch
- Adjustable switch-off delay: 1…30 min

Product benefits
- Energy savings up to 70 % (compared to CCG + T8 lamp, without sensors)
- Daylight-dependent control with automatic shutdown in adequate daylight
- Compensates for 100 % of the incoming daylight
- Multiple sensors can be networked

Areas of application
- Individual offices
- Open-plan offices
- Common areas

Equipment / Accessories
- Suitable for up to 30 electronic control gears

DIM PICO
Stand-alone daylight sensors with 1…10 V dimming interface

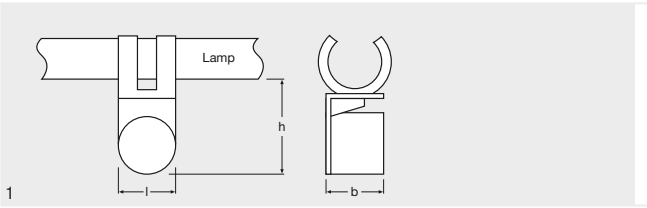

1



Product name	GTIN (EAN)	CONTROL	h [m]		IP	
DIM PICO	4050300554457	1…10	4	50 1)	IP20	Luminaire integration / Clip on lamp

Product name	COLOR	l [mm]	b [mm]	h [mm]		No.
DIM PICO	White	21	21	31	20	1

1) Approximately

Product features
— 1…10 V light sensor
— Simple clip-on installation for T8 and T5 lamps
— Cable length: 700 mm

Product benefits
— Energy savings up to 30 %
(compared to CCG + T8 lamp, without sensors)
— Compensates for 50 % of the incoming daylight
— Direct connection to the 1…10 V interface
— Simple setting of the set point via aperture

Areas of application
— Individual luminaires

Equipment / Accessories
— Suitable for up to 10 electronic control gears

DIM MICO
Stand-alone daylight sensors with 1…10 V dimming interface

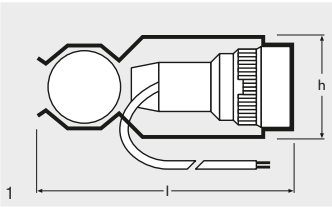



Product name	GTIN (EAN)	CONTROL	h/m		Lx	IP	
DIM MICO	4008321586056	1…10	8	80 1)	20…800	IP20	Luminaire integration / Clip on lamp

Product name	COLOR	l [mm]	b [mm]	h [mm]		No.
DIM MICO	Gray	59	28	40	20	1

1) Approximately

Product features
- 1…10 V light sensor
- Simple clip-on installation for T8 and T5 lamps
- Cable length: 700 mm

Product benefits
- Energy savings up to 40 % (compared to CCG + T8 lamp, without sensors)
- Compensates for 100 % of the incoming daylight
- Direct connection to the 1…10 V interface
- Simple setting of the set point via aperture

Areas of application
- Strip lighting in single and open-plan offices
- Strip lighting in factory halls

Equipment / Accessories
- Suitable for up to 100 electronic control gears
- Suitable for up to 16 signal amplifiers

LUXeye™ – the smart way of controlling light

LUXeye™ from OSRAM is an innovative, easy and robust light management system that makes your light smart. It was never simpler to connect light with a smartphone.

Simplicity is the core of the system
LUXeye™ is designed to adjust itself automatically and start operating immediately after mains switch-on.

General basic functions, such as light level and delay time, can be easily adjusted with a screwdriver. This quick and easy way of light management saves time and requires no extra commissioning tools.

For full flexibility, all functions can be modified with the LUXeye™ app for customization and analysis. A smart device can adapt every parameter of each individual controller. An integrated wizard supports you on site.



The LUXeye™ can be controlled either via smart device or traditionally with a standard wall switch. It is more than just an energy-saving tool, it is also highly flexible and convenient because you can change your light from your desk wirelessly.

LUXeye™ products make your light smart and are
- Easy to install
- Easy to use
- Easy to maintain

The LUXeye™ app is available for you to download free of charge (App Store or Google Play Store). It runs on smartphones using the operating systems iOS (8 and upwards) and Android (4.4 and upwards).

For more details, go to **www.osram.com/luxeye**

Bluetooth®

LUXeye™ Sense DALI BT
Controller with integrated sensors and Bluetooth interface for smart devices



Product name	GTIN (EAN)	V	Hz	CONTROL	h / m	
LUXeye Sense DALI BT	4052899957411	230	50 / 60	DALI	4	100

Product name	IP		T_a	COLOR	d [mm]	h [mm]	Lx
LUXeye Sense DALI BT	IP20	Ceiling integration	0…+50	White	95	81.4	0…1000 lx

Product features
- One DALI broadcast output channel
- Daylight-dependent regulation and presence-dependent control of light
- Operation via standard pushbutton
- Outputs with electronically reversible overtemperature, short-circuit, overload protection
- Change of delay time with screwdriver directly at the sensor
- Change of lighting intensity with screwdriver directly at the sensor
- Halogen-free polycarbonate plastic housing
- Light and presence sensor
- Presence detection via passive IR element
- Individual adjustment of functional parameters via IR remote control
- Function indicator with three-color LED
- Integrated Bluetooth interface
- V(λ) corrected light sensor element
- Individual activation and deactivation of light and presence sensor
- Various shutter accessories included for different detection areas

Product benefits
- Light control with app connection via Bluetooth
- Controller with integrated light and presence sensor, DALI output channel
- Automatic start of light regulation after power-on (out of the box function)
- Basic functionality without configuration thanks to applied pre-settings
- Easy and fast customization of important parameters via screwdriver
- Free app for iOS and Android available at the App Store or Google Play Store
- Light control via smartphone
- Adjustment of all settings via smartphone
- Predefined and customizable configurations for all applications

Areas of application
- Offices
- Meeting rooms
- Training rooms
- Corridors

Equipment / Accessories
- Suitable for up to 20 electronic control gears
- Optional Wieland adapter available on request

LUXeye™ Sense 10A BT
Controller with integrated sensors and Bluetooth interface for smart devices



Product name	GTIN (EAN)	V	Hz	h m	°	Max Load
LUXeye Sense 10A BT	4052899957428	230	50 / 60	4	100	10

Product name	IP		T_a	COLOR	d [mm]	h [mm]	Lx
LUXeye Sense 10A BT	IP20	Ceiling integration	0…+50	White	95	81.4	0…1000 lx

Product features
- 10 A output relay for ohmic, inductive and capacitive load
- Daylight-dependent switching and presence-dependent control of light
- Operation via standard pushbutton
- Outputs with electronically reversible overtemperature, short-circuit, overload protection
- Change of delay time with screwdriver directly at the sensor
- Change of switch-off level with screwdriver directly at the sensor
- Halogen-free polycarbonate plastic housing
- Light and presence sensor
- Presence detection via passive IR element
- Individual adjustment of functional parameters via IR remote control
- Function indicator with three-color LED
- Integrated Bluetooth interface
- V(λ) corrected light sensor element
- Individual activation and deactivation of light and presence sensor
- Various shutter accessories included for different detection areas

Product benefits
- Controller with integrated light and presence sensor, relay, Bluetooth interface
- Automatic start of light regulation after power-on (out of the box function)
- Basic functionality without configuration thanks to applied pre-settings
- Easy and fast customization of important parameters via screwdriver
- Free app for iOS and Android available at the App Store or Google Play Store
- Light control via smartphone
- Adjustment of all settings via smartphone
- Predefined and customizeable configurations for many applications

Areas of application
- Offices
- Meeting rooms
- Training rooms
- Corridors

Equipment / Accessories
- Suitable for 10 A R/L/C load similar to 10 A fuse (B)
- Optional Wieland adapter available on request

Touch DIM®: lighting control without a controller and dimming without a control line

The Touch DIM® function in the DALI ECG family makes it possible to dim and switch the control gear directly with line voltage at the DALI control terminals. There is no longer any need for a separate controller as the ECG itself acts as the controller. By using DALI to 1…10 V converters, it is also possible to control 1…10 V ECGs via Touch DIM®. The Touch DIM® function is characterized in particular by protective soft starting, precise setting of the required light value, manual storage of the switch-on value by double-clicking or switching on at the last dimmer value and automatic restoration of the last state after a power failure.

In conjunction with Touch DIM® sensors, it is possible to provide daylight-dependent and presence-dependent lighting control, and with the 2-channel radio switch + associated radio receiver module all Touch DIM® compatible electronic control gears can be controlled. Both radio components are absolutely maintenance-free. Up to 30 radio switches can be easily saved and deleted in each receiver module with one click. Thanks to innovative induction technology, batteries are not needed to power the transmitter module in the radio switch. For realizing of big Touch DIM® installations or long line length, the usage of a DALI Repeater is recommended. Thereby, the signal of the push button will be transformed into a DALI signal. In this way, the usage of push button control is possible for all DALI products.

Applications

- Free-standing and other single luminaires
- Strip lighting
- Modernization of existing installations

System overview

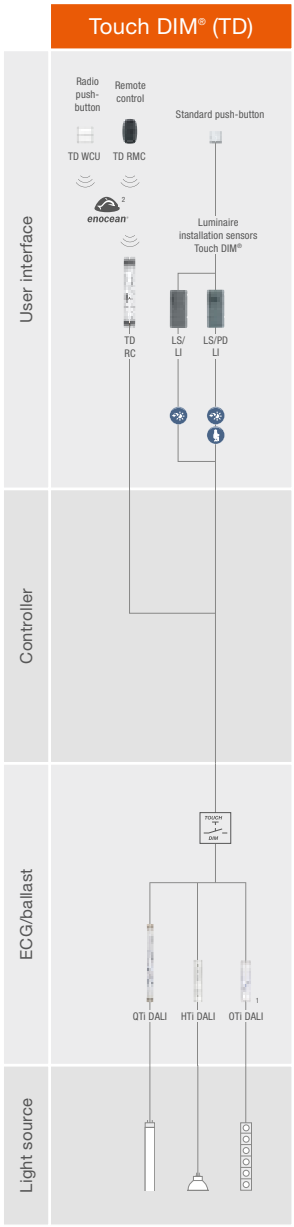

Presence detection

Daylight detection

1 Suitable power supply required
2 Battery-less radio standard

Touch DIM® WCU
User interfaces for light management systems

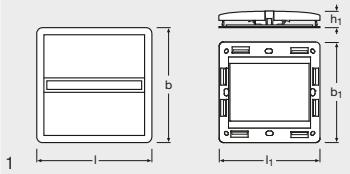

1



Product name	GTIN (EAN)	CONTROL	m	IP		COLOR
TOUCH DIM WCU	4008321032737	Touch DIM	30 [1]	IP20	Wall mounting	White

Product name	l [mm]	b [mm]	h [mm]		No.
TOUCH DIM WCU	80	80	20	20	1

1) Maximum / Valid inside

Product features
- Batteryless radio pushbutton for up to 2 lighting groups
- Frequency band: 868.3 MHz
- Output power: 10 mW

Product benefits
- Dimming without control line by maintenance-free EnOcean radio technology
- Batteryless operation thanks to inductive power generation

Areas of application
- Wireless control in industry and office areas

Touch DIM® RMC
User interfaces for light management systems

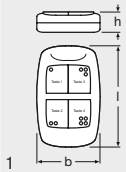

1



Product name	GTIN (EAN)	CONTROL	m	IP	COLOR
TOUCH DIM RMC	4008321183033	Touch DIM	30 [1]	IP20	Black

Product name	l [mm]	b [mm]	h [mm]		No.
TOUCH DIM RMC	82	49	20	10	1

1) Maximum / Valid inside

Product features
- Batteryless radio remote control for up to 4 lighting groups
- Frequency band: 868.3 MHz
- Output power: 10 mW

Product benefits
- Dimming without control line by maintenance-free EnOcean radio technology
- Batteryless operation thanks to inductive power generation

Areas of application
- Wireless control in industry and office areas

Touch DIM® RC
User interfaces for light management systems

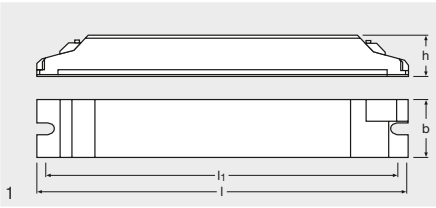

1



Product name	GTIN (EAN)	V	Hz	CONTROL	IP		T_a
TOUCH DIM RC	4008321031938	220…240	50…60	Touch DIM	IP20	Luminaire integration/ Ceiling integration	0…+50

Product name	l [mm]	b [mm]	h [mm]	l_1 [mm]		No.
TOUCH DIM RC	189	30	21	180	25	1

Product features
- Radio receiver for batteryless EnOcean radio pushbuttons for 2 lighting groups
- Maximum power input: 1.5 W
- Frequency band: 868.3 MHz
- 2 floating semiconductor relay outputs max. 45 mA/240 V
- Up to 30 transmitters can be trained

Product benefits
- Dimming without control line by maintenance-free EnOcean radio technology

Areas of application
- Wireless control in industry and office areas
- Ceiling or independent installation via LMS CI BOX possible

Equipment / Accessories
- Suitable for up to 15 QTi DALI ECGs, OTi DALI LED drivers or HTi transformers per output

Touch DIM® LS LI
Light sensors for light management systems

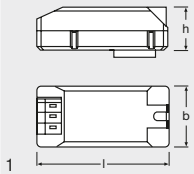

1



Product name	GTIN (EAN)	CONTROL	h m	Lx	IP	
TOUCH DIM LS LI	4008321023087	Touch DIM	4	10…350 [1]	IP20	Luminaire integration

Product name	COLOR	l [mm]	b [mm]	h [mm]		No.
TOUCH DIM LS LI	Anthracite	63	29	21	25	1

1) Approximately, measured at the sensor

Product features
— Touch DIM® light sensor
— Maximum signal line length: 10 m
— Maximum power input: 0.5 W

Product benefits
— A setpoint for daylight-dependent control can be stored by double-clicking
— Operated via standard switches

Areas of application
— Single luminaires in office areas

Equipment / Accessories
— Suitable for up to 4 QTi DALI ECGs or 4 HTi DALI transformers or 4 OTi DALI LED drivers

Touch DIM® LS/PD LI
Light and presence sensors for light management systems

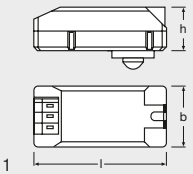

1



Product name	GTIN (EAN)	CONTROL	h m	°	Lx	No. of OUTPUTS	W SYSTEM	IP
TOUCH DIM LS/PD LI	4008321023025	Touch DIM	4	80 [1]	10…350 [1]	1	0,50	IP20

Product name		COLOR	l [mm]	b [mm]	h [mm]		No.
TOUCH DIM LS/PD LI	Luminaire integration	Anthracite	63	29	21	25	1

1) Approximately

Product features
- Touch DIM® light and presence sensor
- Can also be operated purely as a presence sensor
- Maximum signal line length: 10 m
- Maximum power input: 0.5 W
- Delay time: 15 min

Product benefits
- A setpoint for daylight-dependent control can be stored by double-clicking
- Operated via standard switches

Areas of application
- Single luminaires in office areas

Equipment / Accessories
- Suitable for up to 4 QTi DALI ECGs or 4 HTi DALI transformers or 4 OTi DALI LED drivers

EASY Color Control: lighting control for static and dynamic illumination

You do not need to be an expert to use the EASY Color Control light management system to best effect. It has never been easier to create lighting scenes. Whether you need it for general illumination, accent lighting, small applications or complex ones, the EASY Color Control system is the right choice.
Innovative light sources (LEDs/OLEDs) and conventional light sources can be controlled simultaneously (on/off, dimming) at any time. The EASY Color Control light management system provides the basis for static or dynamic lighting solutions.

Applications

- Shops and retail outlets
- Restaurants and bars
- Hospitals and retirement homes
- Hotel foyers and restaurants
- Conference rooms
- Health and fitness centers
- Façade lighting

Main functions

- Storage and retrieval of static scenes and dynamic sequences
- Switching and dimming of multiple luminaire groups
- Ideal for white, colored and tunable white light
- Can be expanded to 256 channels
- Intuitive time-based scene management
- Adjustable fade-in time for smooth scene transitions
- Daylight simulation in rooms without windows
- Intuitive color control (LED modules and fluorescent lamps)

The latest software can be found here:
www.osram.com/software

More information about EASY Color Control, including a detailed application guide with explanation of the main application, can be found at www.osram.com/easy.

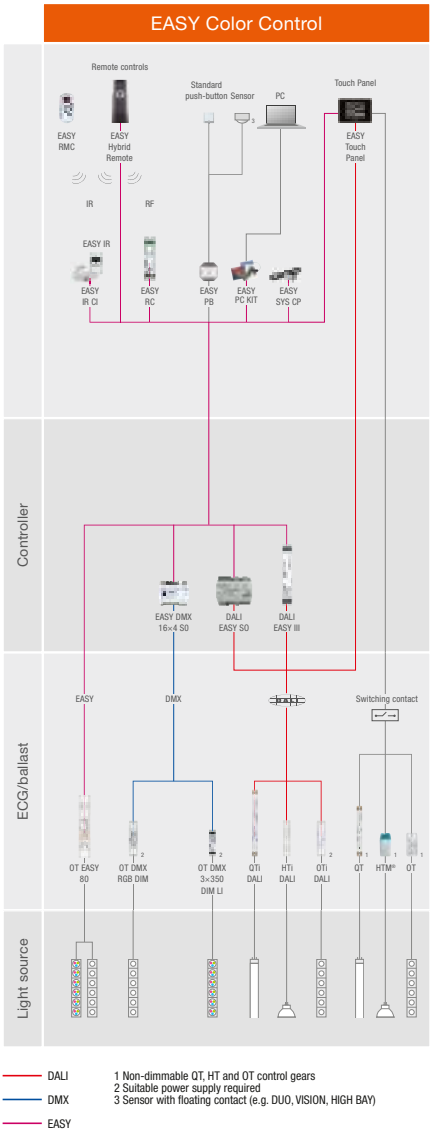

OPTOTRONIC® OT EASY 80
CV power supplies with EASY

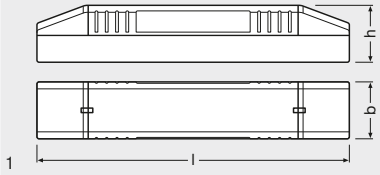

1



Product name	GTIN (EAN)	V	Hz	CONTROL	No. of OUTPUTS	W SYSTEM	IP
OT EASY 80	4008321808363	220…240	50…60	EASY	4	89	IP20

Product name		T_a	l [mm]	b [mm]	h [mm]		No.
OT EASY 80	Ceiling integration / Luminaire integration	-20…+50	245	47	44	20	1

Product features
- 4 PWM outputs
- RGB(W) sequencer for up to 4 freely programmable sequences
- Up to 16 different RGB(W) lighting scenes can be configured with cross-fade times
- Up to 16 static lighting scenes can be stored and retrieved
- Maximum LED wattage: 80 W
- Housing with strain relief for separate installation
- Up to 64 controllers can be synchronized

Product benefits
- All-in-one solution of control unit, 4-channel dimmer and LED power supply

Areas of application
- RGB design and deco luminaires
- Shop lighting
- Restaurants
- Healthcare

Equipment / Accessories
- Integrated power supply for direct connection of 24 V LED modules (up to 80 W)

EASY DMX 16x4 SO
Control units for light management systems

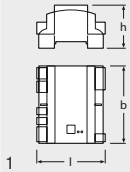

1



Product name	GTIN (EAN)	V	Hz	CONTROL	No. of OUTPUTS	W SYSTEM	IP
EASY DMX 16X4 SO	4008321441522	100…240	50 / 60	DMX / EASY	1	2.50	IP20

Product name		T_a	l [mm]	b [mm]	h [mm]		No.
EASY DMX 16X4 SO	DIN rail mounting	0…+50	96	108	62	6	1

Product features
- DMX control unit
- Individual control of up to 64 DMX channels
- Control of up to 16 independent light points
- Up to 64 lighting scenes and 4 sequences can be programmed

Product benefits
- Dimming, ON/OFF via conventional switches
- Configuration via the EASY Color Control software

Equipment / Accessories
- Suitable for simple control of luminaires and devices via DMX
- DALI Plug and Play expansion via DALI EASY SO

DALI EASY III
Control units for light management systems

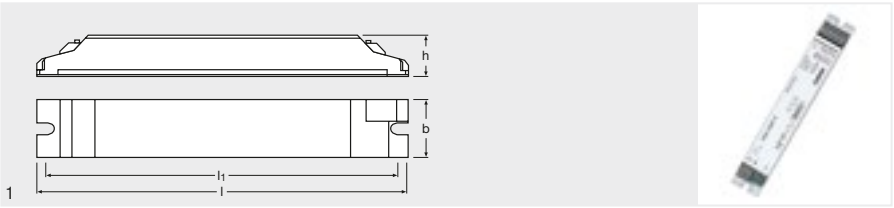

Product name	GTIN (EAN)	V	Hz	CONTROL	No. of OUTPUTS	W SYSTEM	IP	
DALI EASY III	4008321053046	100…240	50…60	DALI / EASY	4	3	IP20	Luminaire integration

Product name	T_a	l [mm]	b [mm]	h [mm]	l_1 [mm]		No.
DALI EASY III	0…+50	189	30	21	180	25	1

Product features
- Lighting control unit with 4 DALI broadcast outputs
- Integrated sequencer for up to 4 different sequences
- Up to 16 different RGB(W) lighting scenes can be configured with cross-fade times
- Up to 16 static lighting scenes can be stored and retrieved
- Up to 64 controllers can be synchronized

Areas of application
- Ceiling or independent installation via LMS CI BOX possible

Equipment / Accessories
- Suitable for up to 32 electronic control gears

DALI EASY SO
Control units for light management systems

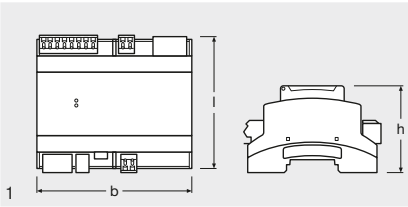



Product name	GTIN (EAN)	V	Hz	CONTROL	No. of OUTPUTS	W SYSTEM	IP
DALI EASY SO	4008321691040	110…240	50…60	DALI / EASY	4	10	IP20

Product name		T_a	l [mm]	b [mm]	h [mm]		No.
DALI EASY SO	DIN rail mounting	0…+50	96	108	62	6	1

Product features
- Control of switchable and dimmable lighting
- Control of lighting scenes and sequences (recall/store)
- 4 DALI lines
- Output relay (3A)
- 2 inputs for floating contacts (on/off/dimming and time switch)
- Integrated load contact for disconnecting the ECGs from line supply
- Automatic scene recall and scene run
- Expandable to up to 64 devices

Product benefits
- Setup without software

Areas of application
- Shop lighting
- Restaurants
- Health and fitness areas (in dry, corrosion-protected place)

Equipment / Accessories
- Suitable for up to 32 electronic control gears
- Suitable for EASY user interfaces / control units

EASY Hybrid Remote
User interfaces for light management systems

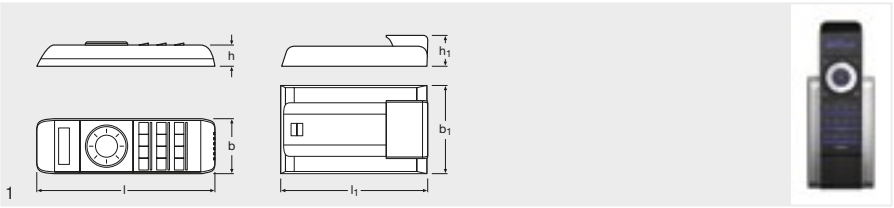

Product name	GTIN (EAN)	CONTROL	m	IP	T_a	COLOR
EASY Hybrid Remote	4008321421739	EASY	30 m / 15 [1]	IP20	0…+40	Black

Product name	l [mm]	b [mm]	h [mm]		No.
EASY Hybrid Remote	187	57	23	5	1

1) Radio / Infrared

Product features
- Convenient radio and infrared remote control for EASY control units
- Hybrid technology for digital infrared and 868.3 MHz radio remote control
- Operation of up to 8 lighting scenes, 8 lighting groups and 4 sequences
- LCD with user-definable backlighting

Product benefits
- Comfortable jog wheel control
- Simple Plug and Play commissioning
- Customizable menu

Areas of application
- Shop lighting
- Restaurants

Equipment / Accessories
- Docking station for wall mounting included

DALI EASY RMC
User interfaces for light management systems

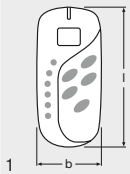

1



Product name	GTIN (EAN)	CONTROL	m	IP	T_a	COLOR
DALI EASY RMC	4008321053152	EASY	10…15 [1]	IP20	0…+40	Silver

Product name	l [mm]	b [mm]	h [mm]		No.
DALI EASY RMC	120	57	26	25	1

1) Approximately

Product features
- Infrared remote control for the EASY control units
- Control of 4 lighting scenes or 4 groups and 1 sequence
- Integrated display

Equipment / Accessories
- Docking station for wall mounting included

EASY IR CI
User interfaces for light management systems

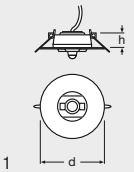

1



Product name	GTIN (EAN)	CONTROL	IP		T_a
EASY IR CI	4008321915573	EASY	IP20	Ceiling integration / On-top ceiling mounting	0…+50

Product name	COLOR	d [mm]	h [mm]		No.
EASY IR CI	White	50	21	10	1

Product features
- Infrared receiver for connection to EASY controllers
- Connection via four-pole screw terminal or modular 4p4c connector
- Surface mounting with SENSOR KIT

Areas of application
- Luminaire and ceiling integration

DALI EASY IR
User interfaces for light management systems

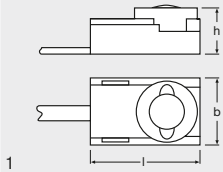

1



Product name	GTIN (EAN)	CONTROL	IP		T_a	COLOR
DALI EASY IR	4008321053138	EASY	IP20	Luminaire integration	0…+50	White

Product name	l [mm]	b [mm]	h [mm]		No.
DALI EASY IR	35	21	12	25	1

Product features
- Infrared receiver for connection to EASY controllers
- Connection cable length:
  2.1 m (permanently connected)
- Connection via modular 4p4c connector
- Confirmation of command reception via LED

Areas of application
- Luminaire installation

Product benefits
- Round sensor head for easy luminaire integration

EASY RC
User interfaces for light management systems

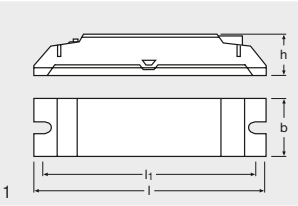

1



Product name	GTIN (EAN)	CONTROL	m	IP		T_a
EASY RC	4008321421753	EASY	30 1)	IP20	Luminaire integration / Ceiling integration	0…+50

Product name	l [mm]	b [mm]	h [mm]	l1 [mm]		No.
EASY RC	118	30	21	110	18	1

1) Maximum

Product features
- Connection via 4-wire signal cable or wireless connection via 868.3 MHz radio
- Connection via four-pole screw terminal or modular 4p4c connector

Areas of application
- Ceiling or independent installation via ECO CI KIT possible

Equipment / Accessories
- Suitable for up to 8 EASY Hybrid Remote units or 8 EASY Color Drive

EASY Touch Panel
User interfaces for light management systems



Product name	GTIN (EAN)	V	Hz	CONTROL	No. of OUTPUTS	W SYSTEM	IP
EASY Touch Panel	4008321956989	230	50	EASY / DALI	4	8	IP20

Product name		T_a	l [mm]	b [mm]	h [mm]		No.
EASY Touch Panel	Integrated in flush device box	0…+40	220	160	55	1	1

Product features
- 5.7" color display, 640x480 pixel
- Operation of up to 64 lighting scenes and 4 sequences
- Operation of 4 switchable loads or 2 louver blinds via integrated relay contacts
- 4 integrated DALI channels for up to 32 ECGs; expandable to up to 16 channels

Product benefits
- Control elements can be placed and labeled individually

Equipment / Accessories
- Flush-type boxes available for installation in cavity or solid walls
- Suitable for up to 32 electronic DALI control gears with DALI dimming interface
- Flexible expansion via DALI repeaters or EASY controllers

EASY PC KIT
Software for light management systems



Product name	GTIN (EAN)	CONTROL	l [mm]	b [mm]	h [mm]	
EASY PC KIT	4008321915559	EASY / USB	56	31	24	10

Product features
- Preview function for all static and dynamic settings
- System requirements:
  Windows PC (Pentium II, 256 MB RAM), USB port

Product benefits
- Simple creation of scenes and sequences
- Load, save and duplicate system settings
- Software in 5 languages (DE, EN, FR, IT, SP)

Equipment / Accessories
- Supplied with USB adapter cable and detailed manual

EASY PB Coupler
Coupler for light management systems

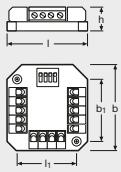

1



Product name	GTIN (EAN)	CONTROL	IP		T_a
EASY PB Coupler	4008321915597	EASY	IP20	Integrated in flush device box	0…+50

Product name	l [mm]	b [mm]	h [mm]		No.
EASY PB Coupler	47	44	13	25	1

Product features
- Pushbutton coupler for connection to EASY control units
- 8 inputs for floating make contacts
- Group and scene control, central switching and dimming, sequencer start/stop
- Floating contacts of motion sensors or timer switches can be connected
- Up to 2 EASY pushbutton couplers can be connected to the overall system

Equipment / Accessories
- Connection via Y-connector for multiple control units (included)

EASY SYS CP
Coupler for light management systems

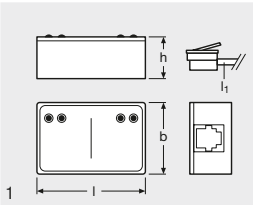



Product name	GTIN (EAN)	CONTROL	IP	Ta	l [mm]
EASY SYS CP	4008321320902	EASY	IP20	0…+50	45

Product name	b [mm]	h [mm]		No.
EASY SYS CP	30	18	25	1

Product features
- Coupler element for connecting multiple EASY systems
- Increases maximum EASY cable length

Equipment / Accessories
- Detachable connection cable (1 m) included

DALI BASIC: multi-functional lighting control for single rooms

The DALI BASIC light management system enables a scene-based illumination and energy saving by daylight harvesting and occupancy management. The DALI RC BASIC SO can control up to 64 DALI ECGs and up to 6 sensors. With DALI to 1…10 V converters, it is also possible to integrate 1…10 V ECGs. 4 independent groups can generate up to 4 light scenes which can be stored and recalled. DALI group assignment is variable and can be modified at any time without change of the wiring. Daylight capture with light sensors regulates the luminaires to an adequate light level. Presence sensors switch off the lights if no one is in the room.

5 standard push buttons are used for configuration and control. With parallel wiring, multiple control points can be installed.

Applications

- Conference rooms
- Classrooms
- Sports halls
- Event rooms

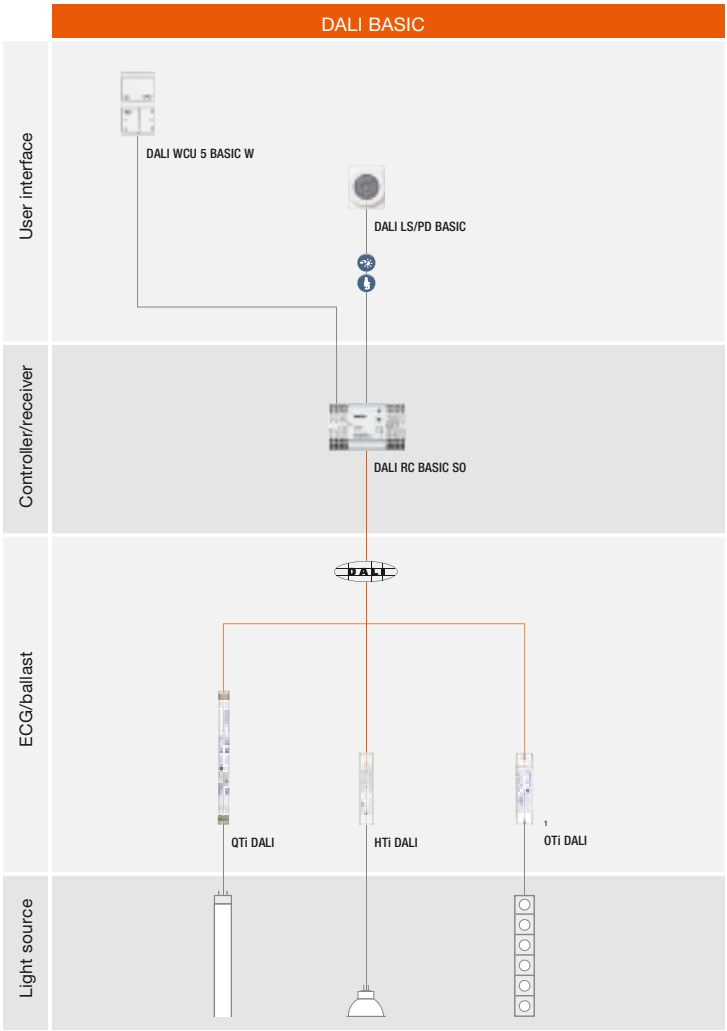

1 Suitable power supply required

DALI RC BASIC SO
Control units for light management systems

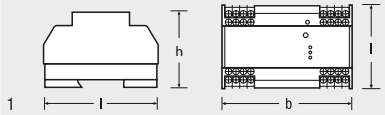



Product name	GTIN (EAN)	V	Hz	CONTROL	W SYSTEM	IP	
DALI RC BASIC SO	4050300654973	230	50…60	DALI	9	IP20	DIN rail mounting

Product name	T_a	l [mm]	b [mm]	h [mm]		No.
DALI RC BASIC SO	0…+45	90	140	62	18	1

Product features
- DALI control unit
- Presence detection with user-definable delay (1…30 min)
- Integrated floating fault contact for lamp fault reporting
- Control of up to 4 lighting scenes (one of which under daylight-dependent control)
- Control of up to 4 freely assignable lighting scenes (3 under daylight-dependent control)
- 3 inputs for up to 6 light or presence sensors
- 5 inputs with make contacts for startup/operation
- Maximum power input: 9 W

Product benefits
- All the luminaires in the system can be dimmed or switched
- Setup without software

Areas of application
- Conference rooms
- Offices

Equipment / Accessories
- Suitable for up to 64 electronic DALI control gears
- Flexible expansion via DALI repeaters

DALI LS/PD BASIC
Sensors for light management systems



1

Product name	GTIN (EAN)	h [m]	°	Lx	IP		T_a
DALI LS/PD BASIC	4050300639949	6	100 [1]	0…400 [2]	IP20	Luminaire integration / On-top ceiling mounting	0…+50

Product name	COLOR	l [mm]	b [mm]	h [mm]		No.
DALI LS/PD BASIC	White	59	71	42	50	1

1) Approximately
2) Approximately, measured at the sensor

Product features
- Light and presence sensor for luminaire installation and ceiling mounting
- Can also be used purely as a light sensor or purely as a presence sensor

Product benefits
- Setup without software

Areas of application
- Conference rooms
- Individual offices
- Suitable for separate mounting

Equipment / Accessories
- Direct mounting to fluorescent lamp in luminaire with supplied clip
- Suitable for DALI RC BASIC SO

DALI WCU 5 BASIC W
User interfaces for light management systems



Product name	GTIN (EAN)				
DALI WCU 5 BASIC W	4050300771106		Integrated in flush device box	0…+50	White
Product name	l [mm]	b [mm]		No.	
DALI WCU 5 BASIC W	150	80	50	1	

Product features
- 5 floating make contacts
- Mounting on standard UP boxes

Product benefits
- Simple installation

Areas of application
- Private homes
- Operation and configuration of the DALI RC BASIC SO control unit

DALIeco: an intelligent and powerful light management system for lighting groups in small, medium and large rooms

2 DALI channels, 1-click setup, selectable lighting modes and remote controllable extra functions – DALIeco offers a wide range of operation possibilities for intelligent energy saving solutions.

Flexible
The modular system is setting standards in terms of flexibility in planning and installing a cost-efficient light management system. The system components offer the possibility of direct luminaire integration as well as independent installation. Floor-standing luminaires, for example, can be connected wirelessly via the DALIeco Swarm Adapter if required.

Powerful
Up to 32 DALI ECGs, 10 sensors and any number of pushbuttons can be connected to a DALIeco controller.

Intelligent
1-click setup enables fully automatic system calibration in accordance with the lighting regulations for workplaces.

Simple
Integration of extension sensors and additional pushbuttons via the DALI lines is simple and installation-friendly.

Convenient
With an intuitive PC software with visualization possibility, individual function profiles can be created, transmitted to the remote control via USB and stored at the push of a button.

Applications
- Offices: single and group workplaces
- Classrooms and training rooms
- Corridors and foyers
- Toilets and washrooms
- Factories and warehouses

The latest software can be found here:
www.osram.com/software

System overview

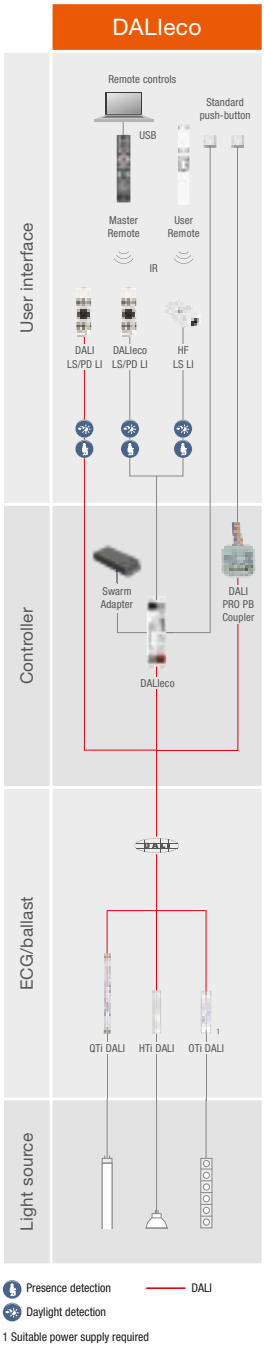

DALIeco Control
Control units for light management systems

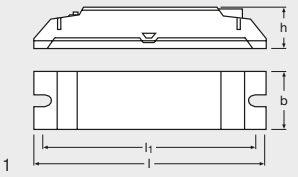

1



Product name	GTIN (EAN)	V	Hz	CONTROL	No. of OUTPUTS	W SYSTEM	IP	
DALIECO CONTROL	4008321988645	230	50…60	DALI	2	4	IP20	Luminaire integration

Product name	T_a	l [mm]	b [mm]	h [mm]	l_1 [mm]		No.
DALIECO CONTROL	-20…+50	118	30	21	110	25	1

Product features
- 2-channel light control with DALI interface
- Daylight-dependent regulation and presence-dependent control of light
- 100 hours burn-in function for fluorescent lamps
- Operation via standard pushbutton or IR remote control
- Outputs with adjustable offset
- Outputs with electronically reversible overtemperature, short-circuit, overload protection
- Connection of up to 4 DALIeco LS/PD LI or 6 DALI LS/PD LI sensors
- Connection of up to 4 light and presence sensors via 4p4c plug system
- Individual adjustment of functional parameters via IR remote control
- Halogen-free polycarbonate plastic housing
- Sensor connection via polarity reversal protected 4p4c socket (RJ10)

Product benefits
- VDE/VDE EMC certified system
- Simplified startup thanks to predefined operation modes
- Automatic and manual setting of regulation set point

Areas of application
- Offices
- Classrooms
- Training rooms
- Corridors
- Ceiling or independent installation via ECO CI KIT possible

Equipment / Accessories
- Suitable for up to 32 electronic control gears

DALIeco Swarm Adapter
Radio adapter for DALIeco Control



Product name	GTIN (EAN)	IP		T_a
DALIECO SWARM ADAPTER	4052899955646	IP20	Luminaire integration	0…+50

Product name	l [mm]	b [mm]	h [mm]
DALIECO SWARM ADAPTER	68	30	11

Product features
- 868 MHz radio radapter for wireless synchronization of DALIeco control units
- Bidirectional transmission of motion signals and central on/off commands
- Digital radio coding of up to seven zones and seven group addresses
- Transmitter range: up to 50 m
- Direct connection and supply via DALIeco control unit
- VDE certified system

Areas of application
- Offices
- Corridors

Product benefits
- Simple configuration by screw driver

DALIeco LS/PD LI
Sensors for light management systems

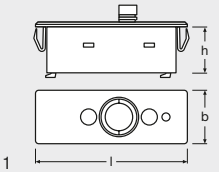

1



Product name	GTIN (EAN)	h m			Lx	IP	
DALIeco LS/PD LI	4008321988652	5	7 [1]	80 [2]	20…800 [3]	IP20	Ceiling integration / Luminaire integration

Product name	T_a	COLOR	l [mm]	b [mm]	h [mm]		No.
DALIeco LS/PD LI	0…+50	Gray	48	15	17	25	1

1) m²
2) Approximately
3) Approximately, measured at the sensor

Product features
- Light and presence sensor
- Presence detection via passive IR element
- Function indicator with two-color LED
- Integrated infrared remote control receiver
- Integrated pushbutton for automatic startup/ deactivation of infrared receiver
- Halogen-free polycarbonate plastic housing

Product benefits
- VDE/VDE EMC certified system
- V(λ) corrected light sensor element
- Individual activation/deactivation of light and presence sensor via remote control
- Presence detection angle adjustable between 40…90° via integrated shutters

Areas of application
- Office luminaires
- Ceiling installation via LS/PD CI KIT possible

DALIeco LS/PD LI NP
Light and presence sensors

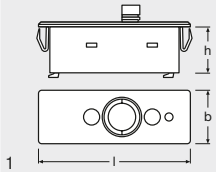

1



Product name	GTIN (EAN)	h m			Lx	IP	T_a
DALIeco LS/PD LI NP	4052899914636	5	7 [1]	80 [2]	20…800	IP20	0…+50

Product name	COLOR	l [mm]	b [mm]	h [mm]			No.
DALIeco LS/PD LI NP	Gray	48	15	17	Luminaire integration	25	1

1) m²
2) Approximately

Product features
- Light and presence sensor
- Presence detection via passive IR element
- Function indicator with two-color LED
- Integrated infrared remote control receiver
- Halogen-free polycarbonate plastic housing
- Connection via polarity reversal protected 4p4c socket (RJ10)

Product benefits
- VDE/VDE EMC certified system
- V(λ) corrected light sensor element
- Individual activation/deactivation of light and presence sensor via remote control
- Presence detection angle adjustable between 40…90° via integrated shutters

Areas of application
- Corridors
- Office luminaires
- Classrooms
- Ceiling installation via LS/PD CI KIT or LS/PD AP KIT possible

HF LS LI
Control units for light management systems



Product name	GTIN (EAN)	h m		Lx	IP		T_a
HF LS LI	4052899921481	13	35…80	20…800 [1]	IP20	Luminaire attachment / Luminaire integration	-20…+50

Product name	COLOR	l [mm]	b [mm]	h [mm]		No.
HF LS LI	White	56	28	21	25	1

1) Approximately, measured at the sensor

Product features
- Light and presence sensor for luminaire installation or attachment
- Presence detection via active radar sensor element
- Function indicator with two-color LED
- Motion detection range adjustable
- Mounting height: 2…13 m
- Light sensor working range: 20…800 lx (measured at sensor)
- Integrated infrared remote control receiver
- Connection via polarity reversal protected 4p4c socket (RJ10)

Product benefits
- Individual activation/deactivation of light and presence sensor via remote control
- V(λ) corrected light sensor element

Areas of application
- Installation in IP protected luminaires possible
- Corridor lighting control in logistic centers and factory halls
- Areas with high ceilings

Equipment / Accessories
- Suitable for DALIeco Control unit

DALIeco Remote PC KIT
User interfaces for light management systems

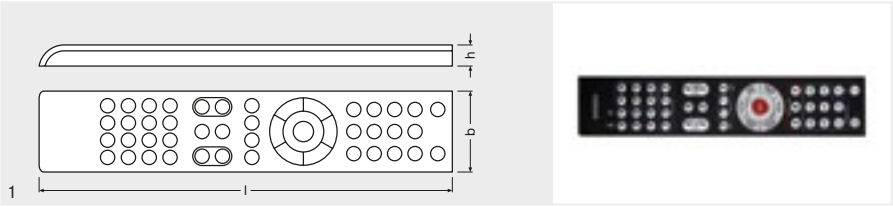

Product name	GTIN (EAN)	m	COLOR	l [mm]	b [mm]	h [mm]		No.
DALIeco Remote PC KIT	4052899195967	10	Black	230	45	13	10	1

Product features
- Remote control for configuration and startup of DALIeco light control system
- Digital IR transmission
- LED indicator for operation and programming mode and signal transmission
- Interface for PC connection
- Supply via two included button cells type CR2032

Product benefits
- Clearly structured and labeled control elements

Areas of application
- Offices
- Industry

User Remote
User interfaces for light management systems

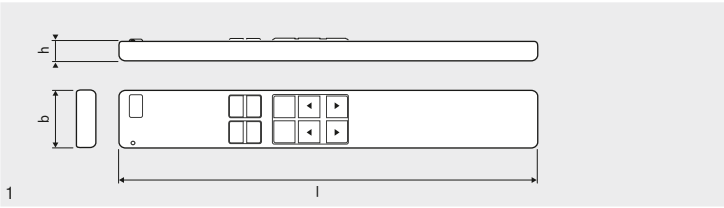



Product name	GTIN (EAN)	m	COLOR	l [mm]	b [mm]	h [mm]		No.
User Remote	4008321826435	10	White	230	33	10	10	1

Product features
- Remote control for the DALIeco light control system
- Digital IR transmission
- Independent dimming and switching of two light groups
- Central switching of two light groups
- Store and recall of four light scenes
- Temporary deactivation of presence detection (holiday function)
- Supply via two included button cells type CR2032

Product benefits
- Enables manual override via Resume function
- Independent control of up to 15 systems thanks to adaptable IR coding

Areas of application
- Office luminaires
- Industry

MULTIeco: a clever system for single and group workplaces

The compact and modular MULTIeco light management system offers varied daylight-dependent and presence-dependent lighting control with minimized standby power.

The right solution for the most varied of requirements

MULTIeco is extremely versatile. The controller is available in a DALI version, a 1…10 V version and a switching version. There are six different light and presence sensors for luminaire and ceiling installation as new systems or as retrofits. All MULTIeco controllers have extremely compact dimensions and can be installed separately in space-critical locations with the ECO CI KIT. Possible applications include offices and common areas.

The benefits of MULTIeco

- Standby consumption < 0.5 W
- Luminaire integration or separate mounting with ECO CI KIT
- Control of up to 20 ECGs
- Extremely compact dimensions
- Meets the Swiss MINERGIE® guidelines and the EU Ecodesign specifications
- Simple configuration by DIP switches

System overview

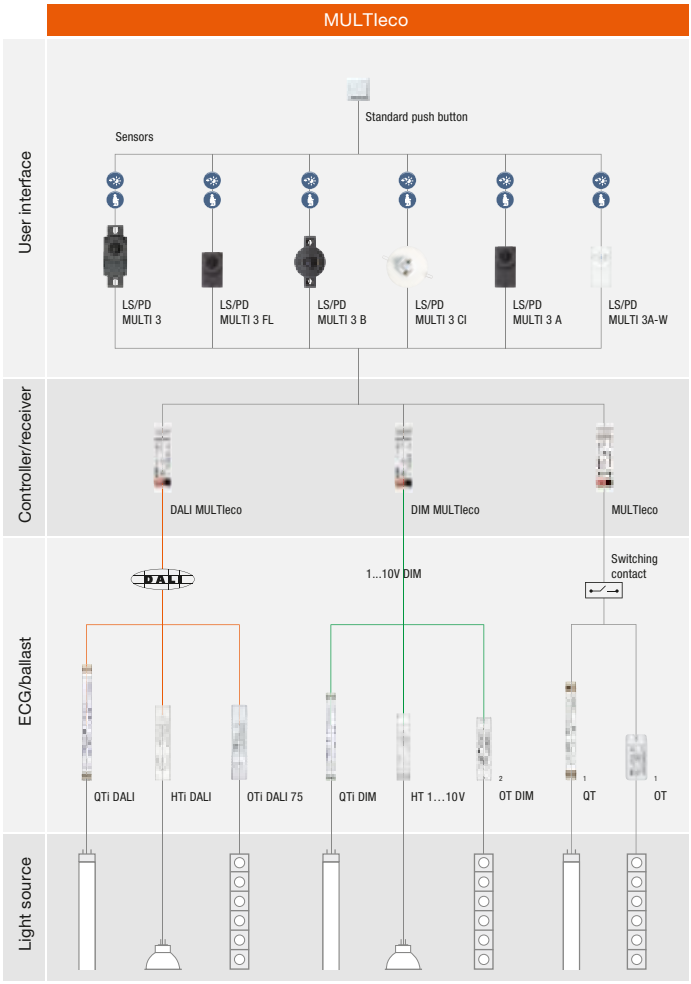

1 Non-dimmable control gear
2 Suitable power supply required

DALI MULTIeco
Control units for light management systems

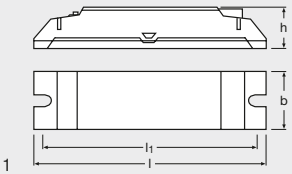

1



Product name	GTIN (EAN)	V	Hz	CONTROL	No. of OUTPUTS	Max Load	W SYSTEM	IP
DALI MULTIECO	4008321659262	100…240	50…60	DALI	1	5	0.90	IP20

Product name		T_a	l [mm]	b [mm]	h [mm]	l_1 [mm]		No.
DALI MULTIECO	Luminaire integration/ Ceiling integration	0…+50	118	30	21	110	50	1

Product features
- 1-channel DALI control unit
- Suitable for daylight-dependent control with presence function
- Maximum power consumption in stand-by mode: 0.5 W
- Integrated load contact
- 14 operating modes via DIP switches for daylight- or presence-dependent switching
- Up to 3 controllers can be synchronized for a central presence function
- Manual dimming and setpoint setting via standard switches

Product benefits
- Complies with MINERGIE® and EU Ecodesign requirements
- Energy savings up to 75 % (compared to CCG + T8 lamp without sensors)

Areas of application
- Ceiling or independent installation via ECO CI KIT possible

Equipment / Accessories
- Suitable for up to 2 sensors (compatible with all MULTI 3 sensors)
- Suitable for up to 10 electronic control gears with DALI dimming interface

DIM MULTIeco
Control units for light management systems

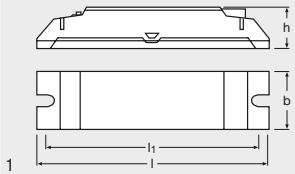



Product name	GTIN (EAN)	V	Hz	CONTROL	No. of OUTPUTS	Max Load	W SYSTEM	IP
DIM MULTIeco	4008321507273	100…240	50…60	1…10	1	5	0.90	IP20

Product name		T_a	l [mm]	b [mm]	h [mm]	l_1 [mm]		No.
DIM MULTIeco	Luminaire integration/ Ceiling integration	0…+50	118	30	21	110	25	1

Product features
- 1-channel 1…10 V control unit
- Suitable for daylight-dependent control with presence function
- Maximum power consumption in stand-by mode: 0.5 W
- Integrated load contact
- 14 operating modes via DIP switches for daylight- or presence-dependent switching
- Up to 3 controllers can be synchronized for a central presence function
- Manual dimming and setpoint setting via standard switches

Product benefits
- Complies with MINERGIE® and EU Ecodesign requirements
- Energy savings up to 75 % (compared to CCG + T8 lamp without sensors)

Areas of application
- Ceiling or independent installation via ECO CI KIT possible

Equipment / Accessories
- Suitable for up to 2 sensors (compatible with all MULTI 3 sensors)
- Suitable for up to 10 electronic control gears with 1…10 V dimming interface

MULTIeco
Control units for light management systems

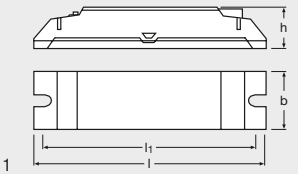

1



Product name	GTIN (EAN)	V	Hz	No. of OUTPUTS	Max Load	W SYSTEM	IP	
MULTIeco	4008321405302	100…240	50…60	1	5	0.90	IP20	Luminaire integration/ Ceiling integration

Product name	T_a	l [mm]	b [mm]	h [mm]	l_1 [mm]		No.
MULTIeco	0…+50	118	30	21	110	25	1

Product features
- 1-channel control unit with switching output
- Suitable for daylight-dependent control with presence function
- Maximum power consumption in stand-by mode: 0.5 W
- Integrated load contact
- 8 different operating modes via DIP switches for daylight- or presence-dependent switching
- Up to 3 controllers can be synchronized for a central presence function

Product benefits
- Complies with MINERGIE® and EU Ecodesign requirements
- Energy savings up to 45 % (compared to manual switching)

Areas of application
- Ceiling or independent installation via ECO CI KIT possible

Equipment / Accessories
- Suitable for up to 2 sensors (compatible with all MULTI 3 sensors)
- Suitable for up to 20 electronic control gears
- External power relay required if contact load capacity exceeded

LS/PD MULTI 3
Sensors for light management systems

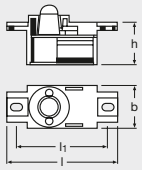

1



Product name	GTIN (EAN)	h m			Lx	IP		Ta
LS/PD MULTI 3	4050300802138	4	6 [1]	80 [2]	20…600 [3]	IP20	Luminaire integration	0…+50

Product name	COLOR	l [mm]	b [mm]	h [mm]	l1 [mm]		No.
LS/PD MULTI 3	Anthracite	55	21	25	45	25	1

1) m²
2) Approximately
3) Approximately, measured at the sensor

Product features
- Light and presence sensor
- Connection via modular 4p4c connector
- Connection cable length: 2.1 m (detachable)

Areas of application
- Office luminaires
- Strip lighting

Equipment / Accessories
- Suitable for MULTIeco, DIM MULTIeco, DALI MULTIeco control unit
- Suitable for DALI PROFESSIONAL Sensor Coupler

LS/PD MULTI 3 FL
Sensors for light management systems

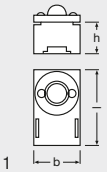

1



Product name	GTIN (EAN)	h m			Lx	IP	
LS/PD MULTI 3 FL	4008321047342	4	6 [1]	80 [2]	20…600 [3]	IP20	Luminaire integration

Product name	T_a	COLOR	l [mm]	b [mm]	h [mm]		No.
LS/PD MULTI 3 FL	0…+50	Anthracite	35	21	12	25	1

1) m²
2) Approximately
3) Approximately, measured at the sensor

Product features
- Light and presence sensor
- Connection cable length: 2.1 m (permanently connected)
- Connection via modular 4p4c connector

Product benefits
- Particularly flat construction

Areas of application
- Office luminaires
- Strip lighting

Equipment / Accessories
- Suitable for MULTIeco, DIM MULTIeco, DALI MULTIeco control unit
- Suitable for DALI PROFESSIONAL Sensor Coupler

LS/PD MULTI 3 B
Sensors for light management systems

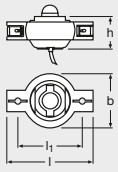

1



Product name	GTIN (EAN)	h m		°	Lx	IP		T_a
LS/PD MULTI 3 B	4050300803081	5	6 [1]	80 [2]	20…600 [3]	IP20	Luminaire integration	0…+50

Product name	COLOR	l [mm]	b [mm]	h [mm]	l_1 [mm]		No.
LS/PD MULTI 3 B	Anthracite	48	30	25	36	25	1

1) m²
2) Approximately
3) Approximately, measured at the sensor

Product features
- Movable sensor head
- Connection via modular 4p4c connector
- Connection cable length: 2.1 m (permanently connected)
- Color: White or anthracite

Areas of application
- Office luminaires
- Strip lighting

Equipment / Accessories
- Suitable for MULTIeco, DIM MULTIeco, DALI MULTIeco control unit
- Suitable for DALI PROFESSIONAL Sensor Coupler

LS/PD MULTI 3 CI
Sensors for light management systems

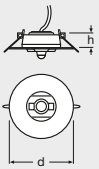

1



Product name	GTIN (EAN)	h m			Lx	IP	
LS/PD MULTI 3 CI	4008321916648	4	6 [1]	80 [2]	20…600 [3]	IP20	On-top ceiling mounting/ Ceiling integration

Product name	T_a	COLOR	h [mm]	d [mm]		No.
LS/PD MULTI 3 CI	0…+50	White	25	50	10	1

1) m²
2) Approximately
3) Approximately, measured at the sensor

Product features
— Ceiling installation sensor with movable sensor head
— Connection via four-pole screw terminal or modular 4p4c connector

Product benefits
— Particularly small construction

Areas of application
— Offices
— Corridors
— Classrooms
— Training rooms
— Stairways
— Sanitary areas

Equipment / Accessories
— Surface mounting in connection with SENSOR KIT
— Suitable for MULTIeco, DIM MULTIeco, DALI MULTIeco control unit
— Suitable for DALI PROFESSIONAL Sensor Coupler

LS/PD MULTI 3 A
Sensors for light management systems

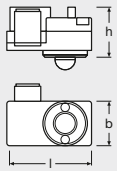

1



Product name	GTIN (EAN)	h m			Lx	IP	
LS/PD MULTI 3 A	4008321653581	4	6 [1]	80 [2]	20…600 [3]	IP20	On-top ceiling mounting/ Ceiling integration
LS/PD MULTI 3 A-W	4008321653604	4	6 [1]	80 [2]	20…600 [3]	IP20	On-top ceiling mounting/ Ceiling integration

Product name	T_a	COLOR	l [mm]	b [mm]	h [mm]		No.
LS/PD MULTI 3 A	0…+50	Anthracite	37	19	23	25	1
LS/PD MULTI 3 A-W	0…+50	White	37	20	23	25	1

1) m²
2) Approximately
3) Approximately, measured at the sensor

Product features
- Light and presence sensor
- Connection via modular 4p4c connector
- Connection cable length: 2.1 m (detachable)

Product benefits
- Tool-free mounting on luminaire louver (color variant white)
- Can be retrofitted (color variant white)

Equipment / Accessories
- White variant with mounting clip and cable, anthracite variant with cable
- Suitable for T5 or T8 louver luminaires
- Suitable for MULTIeco, DIM MULTIeco, DALI MULTIeco control unit
- Suitable for DALI PROFESSIONAL Sensor Coupler

Packed with functions but easy to use.
The DALI interface standard

If the lighting control system, sensors, controllers, electronic control gears and light sources are to work together at peak performance, they must be able to communicate with one another without restriction and act accordingly. A common interface for all the components within a system is therefore of enormous importance.

What is DALI – and how does it work?

DALI – Digital Addressable Lighting Interface – is a non-proprietary interface standard for digital dimmable electronic control gears, offering greater functionality and greater ease of use. A maximum of 64 DALI ECGs can be controlled with a high degree of flexibility via a 2-wire control line individually or jointly and in up to 16 groups. The lighting is switched and dimmed via the control line. In other words, there is no need for any relays.

Important information such as the lamp status is stored in the control gear and is available to the controller. DALI is an interface for all professional lighting solutions. OSRAM offers a wide range of DALI ECGs for fluorescent lamps, compact fluorescent lamps, tungsten-halogen lamps, metal halide lamps and LEDs.

Devices certified according to DALI Edition 2 have to undergo uniform, manufacturer-independent test procedures. This ensures the highest compatibility between products of different manufacturers. Moreover, the DALI Edition 2 also standardizes the connection of control components to the DALI line.

The DALI principle

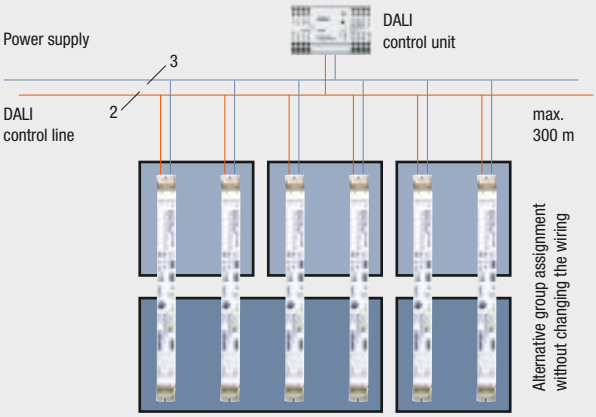

A maximum of 64 units can be connected

Simplified lighting planning with DALI at a glance

— **Simple planning**
A single 2-wire control line for up to 64 devices means that the lighting groups do not have to be assigned at the planning stage. Instead, they can be simply set up later with the aid of a controller. Planning of the control line can be completely separate from planning of the power supply.

— **Simple installation**
The control line is protected against polarity reversal and can be routed together with the power supply for example in a 5-core sheathed cable. The control line simply has to be rated for line voltage (basic insulation). There is no need for a special cable.

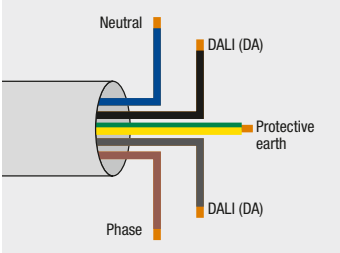

— **Requirements to be met by the transmission line**
When choosing a cable, make sure that the voltage drop on the line does not exceed 2 V at 250 mA. As with 1…10 V systems, the power supply and the control line can be run in the same cable. This means for example that a 5-core NYM cable can be used without any problems at all to connect the DALI ECGs. The maximum permitted length of cable between the controller and the connected ECGs is 300 m.

Note
The maximum permitted length of cable and the number of usable light groups or light scences depends on the applied DALI control unit.

Cross-section of the power cable:

A = L x I x 0.018
A = Cable cross-section in mm^2,
L = Cable length in meters,
I = Maximum supply current in A,
0.018 = Specific resistance of copper

The following is used as a basis for finding the cable cross-section (transmission and supply cable):

Cable length:	Up to 100 m	100 to 150 m	150 to 300 m
Cable cross-section:	0.5 mm^2	0.75 mm^2	1.5 mm^2

Note
In view of the different technical characteristics of the DALI interface in controllers available on the market, and the different local conditions of the installation, we recommend restricting the cable length used in the entire system to a maximum of 300 m.

— **Fewer components**
No relays are needed for switching the luminaires. Switching and dimming are handled exclusively via the control line.

— **Flexible for a later change of use**
With DALI, the lighting groups are not hard-wired. The individual luminaires are grouped by simply assigning them to groups with the aid of a controller. These groupings can be changed at any time.

— **Synchronized changes from one lighting scene to another**
Even if different luminaires are started at different dimmer values or different types of lamps are combined with one another, DALI changes from one lighting scene to another in synchronism. All the light sources reach the new light value at the same time.

— **Lamp status on request**
As a means of detecting failed lamps, the lamp status can be reported by a DALI device to the controller and then displayed by the controller. This feature is of particular benefit for major projects in which DALI can be very easily integrated into existing bus systems via gateways.

DALI PROFESSIONAL: a flexible light management system for large rooms and multiroom solutions

The DALI PROFESSIONAL system with its 4 DALI lines (256 DALI ECGs) is suitable for complex applications in room and floor control, daylight-dependent regulation, RGB control and dynamic lighting.

Configuration and setup are easy to achieve with a Windows-based PC software and an USB port. Plug&Play settings are preconfigured for instant use without any setup.

The system is operated with standard push-buttons, which are connected to a DALI PRO Push-Button Coupler. Furthermore, the DALI PRO Sensor Coupler integrates all light and occupancy sensors from the LS/PD MULTI 3 family. In total, a maximum of 50 couplers can be attached. Capacitive glass touch panels and a touch screen are available as attractive and functional input devices. Using the DALI HIGHBAY ADAPTER and HIGH BAY sensor, daylight-dependent light control and motion control is possible up to an installation height of 13 m.

Applications

- Offices
- Retail outlets
- Storage areas
- Production and assembly facilities

The latest software can be found here:
www.osram.com/software

System overview

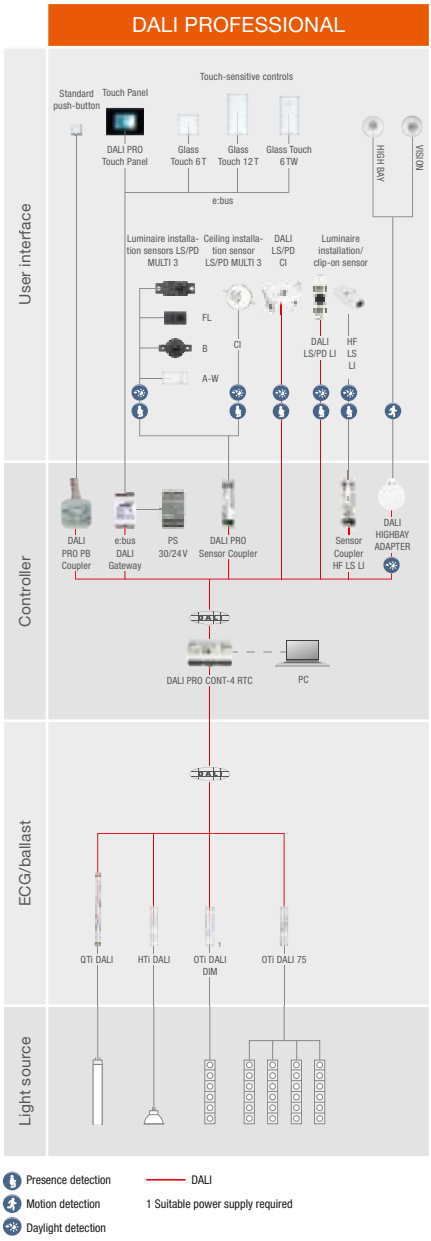

DALI PRO CONT-4
Control units for light management systems

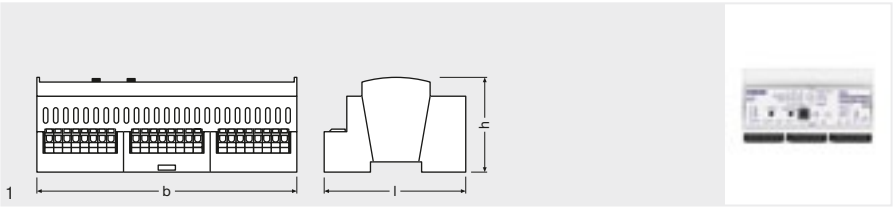

Product name	GTIN (EAN)	V	Hz	CONTROL	No. of OUTPUTS	W SYSTEM	IP
DALI PRO Cont-4 RTC	4008321710871	100…240	50 / 60	DALI	4	20	IP20

Product name		T_a	l [mm]	b [mm]	h [mm]		No.
DALI PRO Cont-4 RTC	DIN rail mounting	0…+40	90	160	62	10	1

Product features
- Controller for 4 DALI lines
- Up to 50 pushbutton/sensor couplers can be integrated
- Integrated DALI supply
- 4 freely programmable switchover relays; load contact: 4x 5 A
- Daylight-dependent and/or presence-dependent or manual control
- Up to 4 x 16 groups can be controlled
- USB PC connection
- Integrated clock for event control
- Weekly scheduler
- Connection via screwless push wire terminals
- Control of lighting scenes and sequences (recall/store)
- 4 DALI lines
- Corridor function with pre-programmed light program
- Housing for series installation
- Length of the DALI control cable: up to 300 m
- Automatic or manual addressing

Product benefits
- Plug and Play preconfigured for instant use without any startup procedure
- Mains voltage interruption buffer battery
- All the luminaires in the system can be dimmed or switched
- Simple creation of scenes and sequences
- Switching and dimming of up to 256 DALI ECGs
- A setpoint for daylight-dependent control can be stored by double-clicking
- Sensor integration in DALI

Areas of application
- Room control, floor control, daylight-dependent control
- Connection of light and presence sensors in DALI systems
- Conference rooms
- Offices: Individual and group workplaces
- Production and assembly facilities
- Suitable for indoor applications
- Large luminaire groups
- Industry
- Corridors
- Strip lighting
- Logistic centers
- Classrooms
- Sports halls
- Training rooms

Equipment / Accessories
- Suitable for up to 256 electronic control gears with DALI interfaces
- Graphic configuration software with Windows user interface

References / Links
Configuration software available at www.osram.com/software

E-BUS DALI Gateway
Control units for light management systems



Product name	GTIN (EAN)	V	No. of OUTPUTS	IP		T_a
Gateway e:bus DALI	4008321957085	24	1	IP20	DIN rail mounting	0…+50

Product name	l [mm]	b [mm]	h [mm]		No.
Gateway e:bus DALI	90	54	60	8	1

Product features
— Interface between DALI PRO CONT-4 RTC and Touch Panel or Glass Touch elements
— Control elements supplied via the communication bus

Product benefits
— Can be addressed via DALI
— Switching and dimming of up to 256 DALI ECGs

Areas of application
— Conference rooms
— Event rooms

Equipment / Accessories
— 24 V supply required (e.g. PS 30)

DALI PRO Touch Panel
User interfaces for light management systems

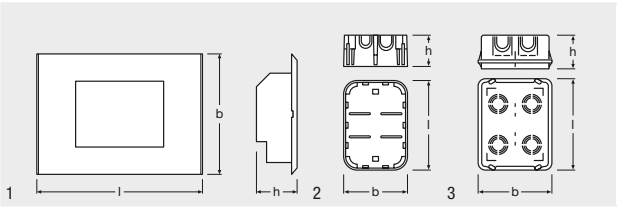



Product name	GTIN (EAN)	IP		T_a	l [mm]
DALI PRO Touch Panel	4008321957009	IP20	Wall integration / Wall mounting	0…+40	220
MOUNTING BOXES-HOLLOW	4008321552532				200
MOUNTING BOXES-CONCRETE	4008321552556				180

Product name	b [mm]	h [mm]		No.
DALI PRO Touch Panel	160	54	1	1
MOUNTING BOXES-HOLLOW	134	70	20	2
MOUNTING BOXES-CONCRETE	134	70	20	3

Product features
- 5.7" high-resolution LCD touch screen
- Supply via the e:bus DALI gateway
- Swichting and dimming of all connected luminaires
- Programmable switch-on/off times for groups
- Custom objects such as backgrounds, logos, keys or floor plan can be used
- Easy and flexible configuration via supplied software (Windows XP or higher)

Equipment / Accessories
- Flush-type boxes available for installation in cavity or solid walls
- Suitable for the DALI PROFESSIONAL light control system

References / Links
Configuration software available at www.osram.com/software

Glass Touch 6
User interfaces for light management systems



Product name	GTIN (EAN)	IP		T_a	COLOR
Glass Touch T6 XT I WT	4006584745951	IP20	Wall mounting	0…+40	White

Product name	l [mm]	b [mm]	h [mm]		No.
Glass Touch T6 XT I WT	80	11	80	1	1

Product features
- Touch-sensitive control panel
- 6 pushbutton functions
- Glass touch screen
- Supply via the e:bus DALI gateway

Product benefits
- Smooth real glass surface, extremely low profile

Equipment / Accessories
- Suitable for the DALI PROFESSIONAL light control system

Glass Touch 12
User interfaces for light management systems

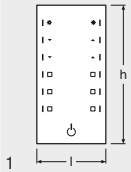

1



Product name	GTIN (EAN)	IP		T_a	COLOR
Glass Touch 12T	4006584745937	IP20	Wall mounting	0…+40	White

Product name	l [mm]	b [mm]	h [mm]		No.
Glass Touch 12T	80	11	160	1	1

Product features
— Touch-sensitive control panel
— 12 pushbutton functions
— Glass touch screen
— Supply via the e:bus DALI gateway

Product benefits
— Smooth real glass surface, extremely low profile

Equipment / Accessories
— Suitable for the DALI PROFESSIONAL light control system

Glass Touch T6R
User interfaces for light management systems



Product name	GTIN (EAN)	IP		T_a	COLOR
Glass Touch T6R	4006584745975	IP20	Wall mounting	0…+40	White

Product name	l [mm]	b [mm]	h [mm]		No.
Glass Touch T6R	80	11	160	1	1

Product features
- Touch-sensitive control panel
- 6 pushbutton functions + Touch Wheel
- Glass touch screen
- Supply via the e:bus DALI gateway

Product benefits
- Smooth real glass surface, extremely low profile

Equipment / Accessories
- Suitable for the DALI PROFESSIONAL light control system

ENCELIUM® – the holistic light management system for intelligent buildings

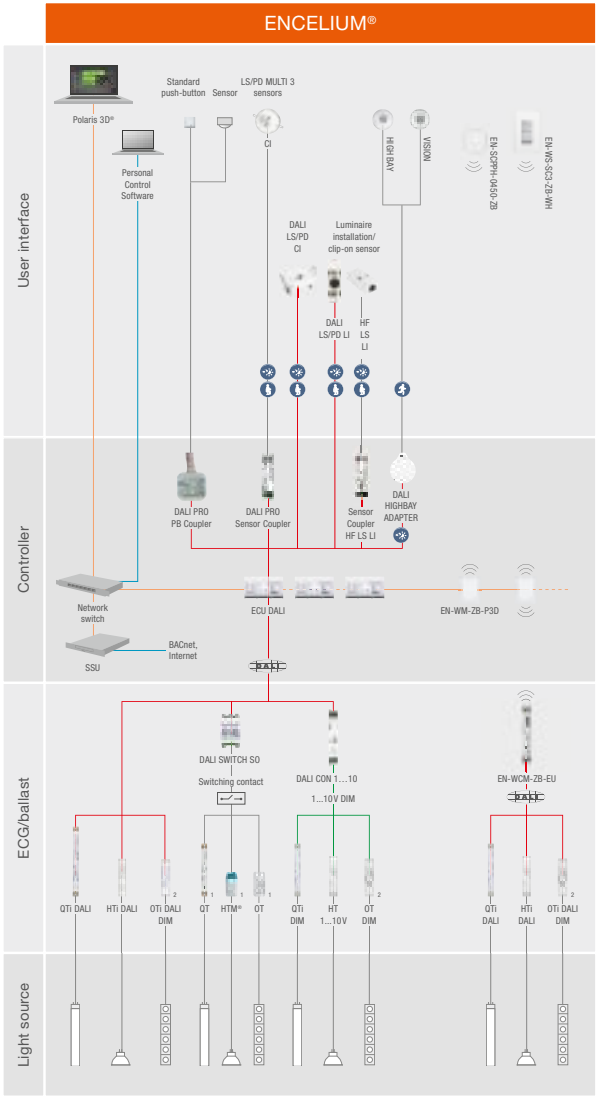

ENCELIUM® by OSRAM is a comprehensive light management system which facilitates energy saving in a very practical and versatile manner. The heart of the system, the innovative Polaris 3D software, permits remote access to provide comprehensive control of the entire lighting system.

Thanks to the scalability of the system architecture, the ENCELIUM® can be used on all sizes of building and can easily be retrofitted in existing building management systems. In this way, you can change and optimize your lighting with just a click of your mouse and you can prepare your building for the future.

Flexibility is one of the core characteristics of a light management system. Being compatible with DALI and ZigBee, the state of the art of lighting technologies, the ENCELIUM® system now allows for any type of application no matter which constraints can be found in a project.

All the ENCELIUM® light management components, and the planning and commissioning are constituents of the comprehensive OSRAM solution.

ENCELIUM® – more transparency, more flexibility and more energy saving.

ECU DALI
ENCELIUM® DALI Energy Control Unit (ECU)

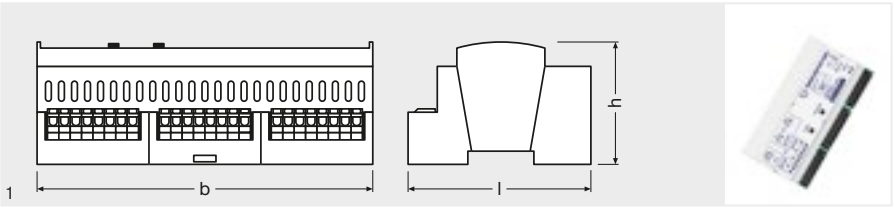

Product name	GTIN (EAN)	CONTROL	W SYSTEM	l [mm]	b [mm]	h [mm]		No.
DALI ECU	4052899016842	DALI	22	160	90	63	10	1

Product features
- Individual control
- Daylight-dependent regulation and presence-dependent control of light
- Intelligent scheduling, task-related lighting, variable load distribution
- Real-time light control, analysis of energy consumption and display of lamp failures

Product benefits
- Energy savings up to 75 % (compared to CCG + T8 lamp without sensors)
- DALI-based light management system integrable into building management systems
- Worldwide web access and possibility of remote maintenance

Areas of application
- Offices
- Healthcare
- Public buildings
- Educational sector

SSU Server
ENCELIUM® Server System Support Unit

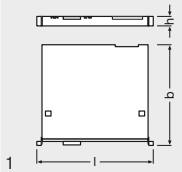

1



Product name	GTIN (EAN)	W SYSTEM	l [mm]	b [mm]	h [mm]		No.
EN-SSU-1U	4008321791535	250	395	483	43	1	1

Product features
- Individual control
- Daylight-dependent regulation and presence-dependent control of light
- Intelligent scheduling, task-related lighting, variable load distribution
- Real-time light control, analysis of energy consumption and display of lamp failures

Product benefits
- Energy savings up to 75 % (compared to CCG + T8 lamp without sensors)
- DALI-based light management system integrable into building management systems
- Worldwide web access and possibility of remote maintenance

Areas of application
- Offices
- Healthcare
- Public buildings
- Educational sector

SSU with BACnet
ENCELIUM® Server Kit with BACnet interface

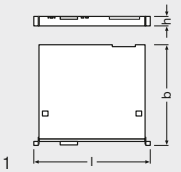

1



Product name	GTIN (EAN)	W SYSTEM	l [mm]	b [mm]	h [mm]		No.
EN-SSU-BIF-KIT	4006584794676	250	395	483	43	1	1

Product features
- Individual control
- Daylight-dependent regulation and presence-dependent control of light
- Intelligent scheduling, task-related lighting, variable load distribution
- Real-time light control, analysis of energy consumption and display of lamp failures

Product benefits
- Energy savings up to 75 % (compared to CCG + T8 lamp without sensors)
- DALI-based light management system integrable into building management systems
- Worldwide web access and possibility of remote maintenance

Areas of application
- Offices
- Healthcare
- Public buildings
- Educational sector

BACnet DONGLE
ENCELIUM® BACnet interface

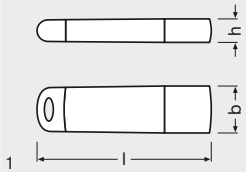

1



Product name	GTIN (EAN)	l [mm]	b [mm]	h [mm]		No.
BIF-600	4006584677078	64	13	8	1	1

Product features
- Standard BACnet IP communication
- Integration into BMS systems
- Real-time light control, analysis of energy consumption and display of lamp failures

Areas of application
- Offices
- Healthcare
- Public buildings
- Educational sector

EN-WM-ZB-P3D
Controllers

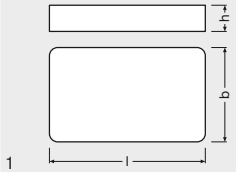

1

Product name	GTIN (EAN)	CONTROL	W SYSTEM	l [mm]	b [mm]	h [mm]		No.
EN-WM-ZB-P3D	4052899957336	ZigBee HA	4	72	20	118	10	1

Product features
- Individual control
- Daylight-dependent regulation and presence-dependent control of light
- Intelligent scheduling, task-related lighting, variable load distribution
- Real-time light control, analysis of energy consumption and display of lamp failures

Product benefits
- Energy savings up to 75 % (compared to CCG + T8 lamp without sensors)
- ZigBee-based light management system for integration into building management systems
- Worldwide web access and possibility of remote maintenance

Areas of application
- Offices
- Healthcare
- Public buildings
- Educational sector

EN-WS-SC3-ZB-WH
User interfaces

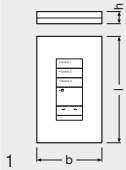



Product name	GTIN (EAN)	IP		T_a	l [mm]
EN-WS-SC3-ZB-WH	4052899957367	IP20	Surface mounting	-10…+40	70

Product name	b [mm]	h [mm]	COLOR		No.
EN-WS-SC3-ZB-WH	13	114	White	20	1

Product features
- Multiscene control with switching and dimming options
- Standardized ZigBee Home Automation protocols for wireless communication
- Wireless technology
- Surface-mounted unit powered by four AAA Alkaline batteries
- Lifetime of battery: up to 10 years

Product benefits
- Easy installation and versatile application
- No wiring required

Areas of application
- New installations or retrofit of existing installations

EN-SCPPH-0450-ZB
Sensors



1

Product name	GTIN (EAN)	h m		IP		T_a
EN-SCPPH-0450-ZB	4052899957343	3.60	110	IP20	On-top ceiling mounting	0…+40

Product name	COLOR	d [mm]	h [mm]	Lx		No.
EN-SCPPH-0450-ZB	White	86	29	0…1000	10	1

Product features
- Presence detection via passive IR element
- Working range of light sensor: 0…1,000 lx
- Daylight-dependent regulation and presence-dependent control of light
- Integrated ZigBee Home Automation connectivity
- Battery-powered

Product benefits
- Multiple sensors can be networked
- Simple installation

Areas of application
- Ceiling surface mounting

EN-WCM-ZB-EU
Signal converters for LMS

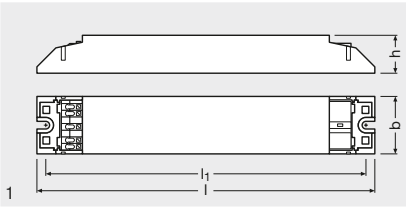



Product name	GTIN (EAN)	CONTROL	W SYSTEM	l [mm]	b [mm]	h [mm]		No.
EN-WCM-ZB-EU	4052899957350	DALI	3	189	30	21	20	1

Product features
- 1-channel ZigBee to DALI converter unit
- Up to eight DALI control gears can be connected
- Housing for luminaire installation and separate mounting
- Supply voltage: 220…240 V
- Operating frequency: 50…60 Hz
- Control and configuration via Polaris Software
- Standardized ZigBee Home Automation protocols for wireless communication

Product benefits
- Easy to install and use
- High efficiency and reliability
- Maintenance-free operation and minimal installation costs
- Flexible mounting concept
- High system scalability

The telemanagement system Street Light Control – innovative outdoor lighting management

With Street Light Control (SLC), OSRAM offers a system for demand-oriented control and monitoring of individual luminaires, up to thousands of light points. SLC thus achieves a reduction in energy consumption, CO_2 emissions and light contamination as well as improved maintenance planning. The central element is the SLC Software, which enables the effective management of the entire street lighting system via a PC or smartphone.



1) SLC Software
2) Internet Protocol (IP):
e.g. GPRS, optical fiber or Ethernet
3) SLC Gateway (to the sub-distribution)
4) Powerline: Communication via existing power line
5) SLC Luminaire Controller in the luminaire or in the pole

Saves energy and reduces operational costs

Targeted dimming of luminaire groups (e.g. city sectors and streets) or individual luminaires helps to prevent unnecessary lighting. Thus, SLC can be used to make effective and consistent energy savings – up to 50 % per year. Detailed analysis of the lighting system also enables the considerable simplification of the maintenance planning and leads to significant cost savings.



Increases the flexibility of the lighting

The world is continuously changing, and thus also is the structure of cities. Street Light Control can be used to adapt the outdoor lighting to these changes. Individual luminaires can be assigned to different groups in a flexible manner, for example according to streets and pedestrian crossings, and operate according to the specific needs.



Robust system architecture

Whether on streets, pathways or in industrial areas – one must always be able to rely on the lighting. Of particular importance is the resistance to voltage spikes and the weather, along with the resulting communication difficulties between the switchgear cabinet and the luminaire. In this field, the Powerline technology that SLC employs provides for the best possible functional security.





System architecture

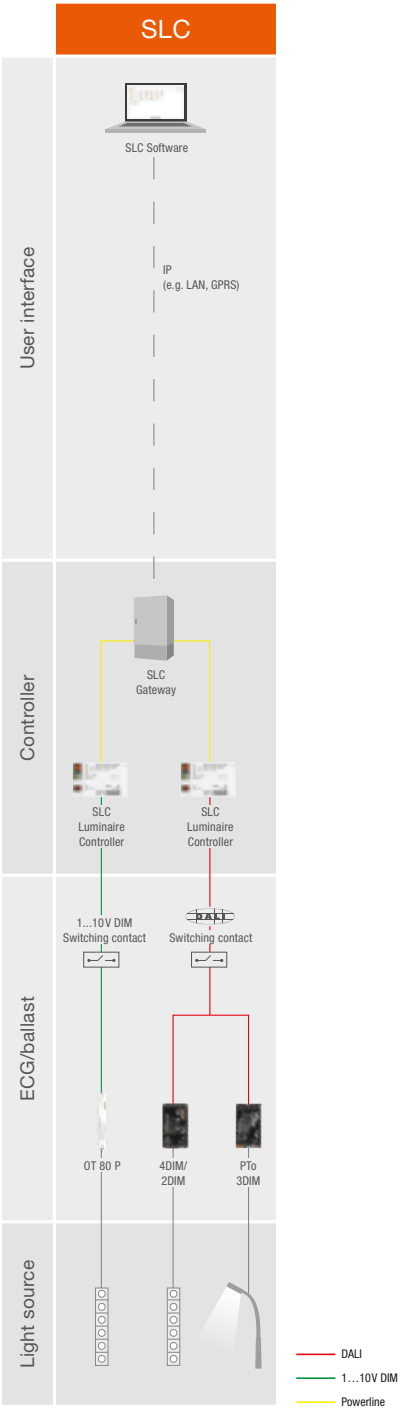

SLC Luminaire Controller
Street Light Control

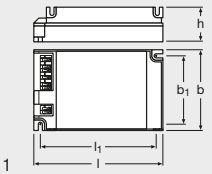

1



Product name	GTIN (EAN)	V	Hz	T_a	l [mm]
SLC Luminaire Controller	4052899906907	220…240	50 / 60	-25…+65	122

Product name	b [mm]	h [mm]		No.
SLC Luminaire Controller	79	32	20	1

Product features
- Control of DALI and 1…10 V ECGs and CCGs
- Integrated relay to only switch off the light, while leaving the grid powered
- Programmable constant lumen function
- Programmable overtemperature protection
- Digital input for connection of further components (e.g. sensors)
- Monitoring of luminaire operating parameters
- All features programmable via powerline communication
- Control via SLC Gateway family
- Setup and operation with SLC Software

Product benefits
- All interfaces based on standardized communication protocols
- Data transfer via existing mains cable, no additional cabling required
- Secure ECG operation thanks to galvanically isolated control output
- High surge protection: up to 6 kV (L-N)

Areas of application
- Suitable for luminaires of protection classes I and II
- Suitable for outdoor applications in luminaires with IP > 54
- Industry

SLC Pole Controller
Street Light Control

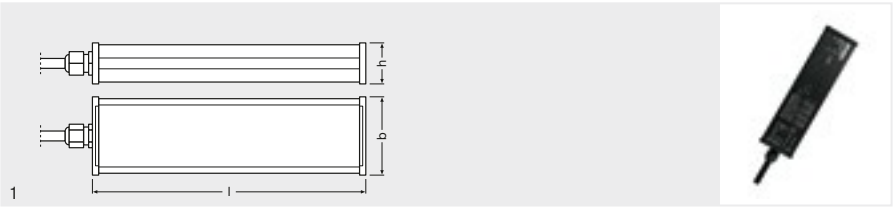

1

Product name	GTIN (EAN)	V	Hz	T_a	l [mm]
SLC Pole Controller	4052899930315	220…240	50 / 60	-25…+65	225

Product name	b [mm]	h [mm]		No.
SLC Pole Controller	63	38	10	1

Product features
- Control of DALI and 1…10 V ECGs and CCGs
- Integrated relay to only switch off the light, while leaving the grid powered
- Programmable constant lumen function
- Programmable overtemperature protection
- Digital input for connection of further components (e.g. sensors)
- Monitoring of luminaire operating parameters
- All features programmable via powerline communication
- Control via SLC Gateway family
- Setup and operation with SLC Software
- Type of protection: IP65

Product benefits
- All interfaces based on standardized communication protocols
- Data transfer via existing mains cable, no additional cabling required
- Secure ECG operation thanks to galvanically isolated control output
- High surge protection: up to 6 kV (L-N)

Areas of application
- Suitable for luminaires of protection classes I and II
- Outdoor applications
- Industry

SLC Gateway
Street Light Control

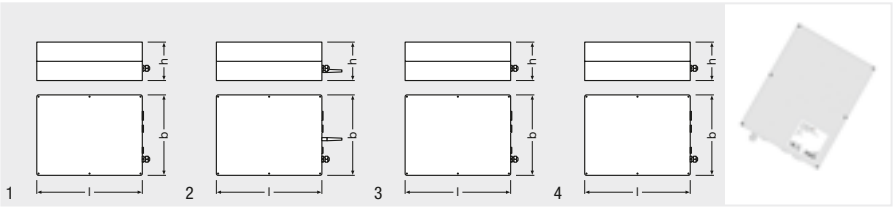

Product name	GTIN (EAN)	V	Hz	T_a	l [mm]
SLC Gateway LAN	4052899072275	220…240	50 / 60	-25…+55	300
SLC Gateway GPRS	4052899072282	220…240	50 / 60	-25…+55	300
SLC Gateway FOSM	4052899072299	220…240	50 / 60	-25…+55	300
SLC Gateway FOMM	4052899072305	220…240	50 / 60	-25…+55	300

Product name	b [mm]	h [mm]		No.
SLC Gateway LAN	230	110	1	1
SLC Gateway GPRS	230	110	1	2
SLC Gateway FOSM	230	110	1	3
SLC Gateway FOMM	230	110	1	4

Product features
- Controls and reads data of up to 150 SLC Luminaire Controllers
- Integrated relay output
- Digital input for connection of further components (e.g. sensors)
- MODBUS (RS485) interface
- Setup and operation with SLC Software
- Type of protection: IP65

Product benefits
- Data transfer via existing mains cable, no additional cabling required
- All interfaces based on standardized communication protocols
- High surge protection: up to 6 kV (L/N-PE)
- SLC Software license for operation and setup included

Areas of application
- Outdoor applications
- Industry

Equipment / Accessories
- Link to SLC Software via GPRS network
- Link to SLC Software via local area network (Ethernet)
- Link to SLC Software via fiber optic single mode network
- Link to SLC Software via fiber optic multi mode network

LMS components: non-system-specific DALI components and sensors

DALI sensors and DALI couplers of the DALI PROFESSIONAL system transmit information according to presence, movement and light value on the DALI line. With the DALI push-button coupler, the contact signal is transferred from conventional push-buttons and switches to the DALI system. These devices can also be used in the OSRAM control systems ENCELIUM®, DALIeco and Traxon ETH2DALI as well as in those of the third-party manufacturers mentioned below.

This results in a significant simplification of the installation as sensor signals on the DALI line are also transmitted and, therefore, no additional wiring is required. Particularly in case of strip lights that are electrically connected via mounting rail contacts, an optimum integration of the sensor system is possible via DALI without having to install an additional line with differing isolation requirements.

In order to see if an OSRAM DALI sensor or coupler can be used with a specific standard DALI control unit, please refer to the compatibility list of the respective manufacturer.

More information:
www.osram.com/dalipro

Additional non-system-specific components complement the DALI functionality:
- DALI REPEATER –
  System expansion without additional DALI address
- DALI CON 1…10 V –
  Integration of 1…10 V control gears into DALI
- DALI SWITCH –
  Integration of switchable devices into DALI

Manufacturer	Control system	Interface
OSRAM	DALI PROFESSIONAL CONT-4 RTC	DALI
OSRAM	ENCELIUM® DALI ECU	DALI / Ethernet / BACnet
OSRAM	DALIeco Control	DALI
TRAXON	e:cue ETH2DALI	DALI / DMX / Ethernet / e:net
SIEMENS	KNX/DALI Gateway Twin plus N141/21, plus N141/03	DALI / KNX
WAGO	DALI Multi Master Clamp 753-647	DALI / PROFIBUS / LON / KNX / MODBUS / Ethernet
LOYTEC	LDALI CEA-709*	DALI / LON
LOYTEC	LDALI-ME204* / LDALI-E201-U*	DALI / BACnet

Information is subject to change. For details, please contact the respective manufacturer. * DALI push-button coupler not compatible.

Manufacturer	Product	EAN
OSRAM	DALI LS/PD LI	4052899043954
OSRAM	DALI LS/PD CI	4052899930292
OSRAM	DALI Sensor Coupler	4008321379269
OSRAM	Multi Sensor LS/PD ceiling installation, tiltable*	4008321916648
OSRAM	DALI Sensor Coupler HF LS LI	4052899141728
OSRAM	Radar Sensor HF LS LI	4052899921481
OSRAM	DALI HIGHBAY ADAPTER	4008321774132
OSRAM	HIGH BAY Sensor	4008321410078
OSRAM	DALI Sensor Coupler E	4052899230491

* Can be used with DALI Sensor Coupler (EAN 4008321379269)

DALI PRO PB Coupler
Control units for light management systems

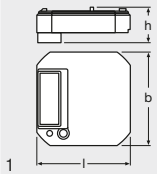

1



Product name	GTIN (EAN)	CONTROL	No. of OUTPUTS	IP		T_a
DALI PRO PB Coupler	4008321496461	DALI	1	IP20	Integrated in flush device box	0…+50

Product name	l [mm]	b [mm]	h [mm]		No.
DALI PRO PB Coupler	42	42	20	20	1

Product features
- DALI pushbutton coupler
- 4 floating inputs

Product benefits
- Power supply from DALI
- Standard pushbuttons/switches can be used

Areas of application
- Classrooms
- Conference rooms
- Suitable for installation in flush-type boxes
- Production and assembly facilities
- Individual offices

Equipment / Accessories
- Can be used with DALI PROFESSIONAL or DALIeco light control system

DALI LS/PD LI
Control units for light management systems

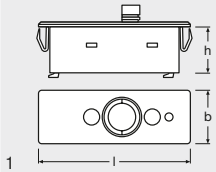

1



Product name	GTIN (EAN)	h m			Lx	IP	
DALI LS/PD LI	4052899043954	5	6 [1]	80	20…800	IP20	Ceiling integration / Luminaire integration

Product name	T_a	COLOR	l [mm]	b [mm]	h [mm]		No.
DALI LS/PD LI	0…+50	Gray	48	15	17	25	1

1) m²

Product features
- Direct connection to DALI
- Light and presence sensor for luminaire installation
- Presence detection via passive IR element
- Light sensor working range: 20…800 lx (measured at sensor)
- Function indicator with two-color LED
- Flame-resistant, halogen-free polycarbonate plastic housing
- Mounting height: 2…5 m

Product benefits
- Small housing design
- Presence detection angle adjustable between 40…90° via integrated shutters
- Can be addressed via DALI
- Compact housing for luminaire installation
- Daylight-dependent control with automatic shutdown in adequate daylight
- Slim housing design and flexible mounting concept
- Power supply from DALI
- DALI-based light management system integrable into building management systems
- Multiple sensors can be networked
- Sensor integration in DALI

Areas of application
- Installation in industry and office luminaires
- Ceiling installation via LS/PD CI KIT or LS/PD AP KIT possible
- Classrooms
- Conference rooms
- Corridors
- Individual offices
- Suspended luminaires
- Suitable for indoor applications
- Open-plan offices

Equipment / Accessories
- Suitable for DALI PROFESSIONAL and DALIeco Control unit
- Attachable mounting frame for luminaire mounting from inside and outside

DALI LS/PD CI
Control units for light management systems



1

Product name	GTIN (EAN)	h m		Lx	IP	
DALI LS/PD CI	4052899930292	5	40…90	20…800	IP20	Ceiling integration

Product name	T_a	COLOR	h [mm]	d [mm]		No.
DALI LS/PD CI	0…+50	White	55	80	10	1

Product features
- Mounting height: 2…5 m
- Presence detection via passive IR element
- Light sensor working range: 20…800 lx (measured at sensor)
- Daylight-dependent regulation and presence-dependent control of light
- Direct connection to DALI
- Function indicator with two-color LED
- Ceiling installation adapter

Product benefits
- Can be addressed via DALI
- Daylight-dependent control with automatic shutdown in adequate daylight
- Multiple sensors can be networked
- Simple installation
- Sensor integration in DALI
- Power supply from DALI
- Presence detection angle adjustable between 40…90° via integrated shutters
- DALI-based light management system integrable into building management systems

Areas of application
- Classrooms
- Conference rooms
- Corridors
- Individual offices
- Open-plan offices
- Restaurants
- Shop lighting
- Suitable for indoor applications

Equipment / Accessories
- Can be used with DALI PROFESSIONAL or DALIeco light control system

DALI PRO Sensor Coupler
Control units for light management systems

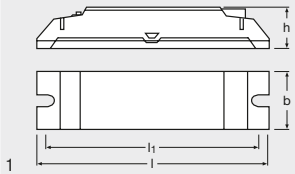

1



Product name	GTIN (EAN)	CONTROL	No. of OUTPUTS	IP		T_a
DALI PRO Sensor Coupler	4008321379269	DALI	1	IP20	Luminaire integration/ Ceiling integration	0…+50

Product name	l [mm]	b [mm]	h [mm]	l1 [mm]		No.
DALI PRO Sensor Coupler	118	30	21	110	25	1

Product benefits
— Power supply from DALI

Areas of application
— Connection of light and presence sensors in DALI systems
— Ceiling or independent installation via ECO CI KIT possible

Equipment / Accessories
— Suitable for all light and presence sensors from the MULTI 3 range
— Can be used with DALI PROFESSIONAL or DALIeco light control system

DALI Sensor Coupler HF LS LI
DALI coupler for radar sensor HF LS LI

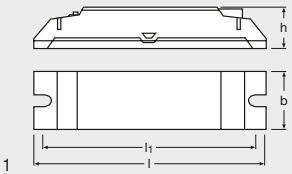

1



Product name	GTIN (EAN)	CONTROL	No. of OUTPUTS	IP		T_a
DALI Sensor Coupler HF LS LI	4052899141728	DALI	1	IP20	Luminaire integration/ Ceiling integration	0…+50

Product name	l [mm]	b [mm]	h [mm]	l_1 [mm]		No.
DALI Sensor Coupler HF LS LI	118	30	21	110	25	1

Product features
- Mounting height: 2…13 m
- Combined daylight and motion detection
- Suitable for daylight-dependent control
- Presence detection via active radar sensor element
- Light sensor working range: 20…800 lx (measured at sensor)

Product benefits
- Sensor integration in DALI
- Small housing design

Areas of application
- Connection of light and presence sensors in DALI systems
- Ceiling or independent installation via ECO CI KIT possible
- Luminaire and ceiling integration
- Installation in industry and office luminaires
- Installation in IP protected luminaires possible
- Areas with high ceilings

DALI Sensor Coupler E
DALI sensor coupler for external sensors

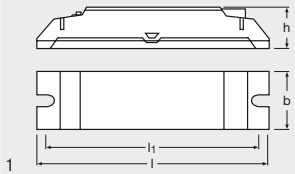

1



Product name	GTIN (EAN)	CONTROL	No. of OUTPUTS	IP		T_a
DALI Sensor Coupler E	4052899230491	DALI	1	IP20	Luminaire integration/ Ceiling integration	-20…+50

Product name	l [mm]	b [mm]	h [mm]	h [mm]		No.
DALI Sensor Coupler E	118	30	21	110	25	1

Product features
— Suitable for daylight-dependent control

Product benefits
— Small housing design

Areas of application
— Connection of light and presence sensors in DALI systems
— Ceiling or independent installation via ECO CI KIT possible
— Suitable for external light and presence sensors
— Installation in industry and office luminaires
— Corridors
— Warehouses

Equipment / Accessories
— Separate installation possible with ECO CI KIT

DALI HIGHBAY ADAPTER
Control units for light management systems

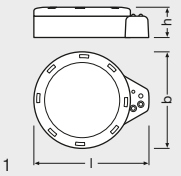

1



Product name	GTIN (EAN)	CONTROL	h m	Lx	IP		T_a
DALI HIGHBAY ADAPTER	4008321774132	DALI	13	20…800 [1]	IP20	On-top ceiling mounting	0…+50

Product name	COLOR	l [mm]	b [mm]	h [mm]		No.
DALI HIGHBAY ADAPTER	White	139	118	37	20	1

1) Approximately, measured at the sensor

Product features
- DALI adapter for HIGH BAY and VISION sensor
- Direct connection to DALI
- Connection via screwless push wire terminals
- Light sensor working range: 20…800 lx (measured at sensor)
- Integrated light sensor
- Suitable for through wiring
- Suitable for daylight-dependent control
- Light regulation for mounting heights of up to 13 m
- Power supply for coupler from DALI
- Integration into BMS systems

Product benefits
- Sensor integration in DALI
- Embedding of HIGH BAY and VISION motion sensors into DALI
- Extended terminal section enables mains looping
- Daylight-dependent control with automatic shutdown in adequate daylight
- DALI-based light management system integrable into building management systems
- Flexible addressing via DALI

Areas of application
- Industry
- Production halls
- Sports halls
- Logistic centers
- Areas with high ceilings
- Connection of light and presence sensors in DALI systems
- Suitable for indoor installations
- Production and assembly facilities
- Open-plan offices, corridors and storage rooms
- Corridors
- Strip lighting in factory halls

Equipment / Accessories
- Blind cover included
- Suitable for the DALI PROFESSIONAL light control system

DALI REP LI
Signal repeaters for LMS

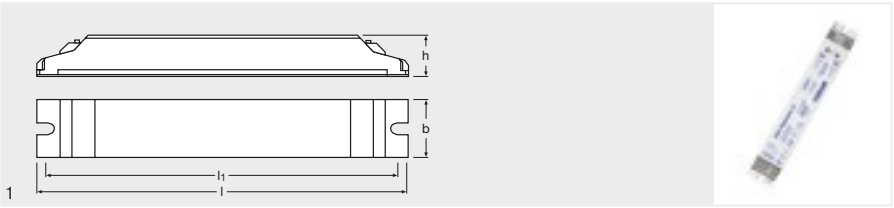

Product name	GTIN (EAN)	V	Hz	CONTROL	No. of OUTPUTS	W SYSTEM	IP	
DALI REP LI	4008321292599	100…240	50 / 60	DALI	1	5	IP20	Luminaire integration/ Ceiling integration

Product name	T_a	l [mm]	b [mm]	h [mm]	l_1 [mm]		No.
DALI REP LI	0…+50	189	30	21	180	25	1

Product features
- Expansion of DALI systems by 64 ECGs each time
- Extends the DALI line by 300 m
- Touch DIM® control of 64 DALI ECGs
- Maximum power input: 4 W

Product benefits
- The ECGs connected to the repeater operate as a group
- Can be addressed via DALI
- Cascadable

Areas of application
- Device for luminaire installation

Equipment / Accessories
- Independent installation in connection with LMS CI BOX

DALI REP SO
Signal repeaters for LMS

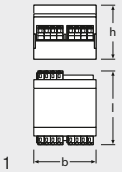

1



Product name	GTIN (EAN)	V	Hz	CONTROL	No. of OUTPUTS	W SYSTEM	IP
DALI REP SO	4008321301093	100…240	50 / 60	DALI	1	5.50	IP20

Product name		T_a	l [mm]	b [mm]	h [mm]		No.
DALI REP SO	DIN rail mounting	0…+50	96	72	62	16	1

Product features
- Expansion of DALI systems by 64 ECGs each time
- Extends the DALI line by 300 m
- Touch DIM® control of 64 DALI ECGs
- Maximum power consumption in stand-by mode: 1 W

Product benefits
- The ECGs connected to the repeater operate as a group
- Disconnection of ECG stand-by power via integrated load contact
- Can be addressed via DALI
- Cascadable

Areas of application
- Large luminaire groups

DALI CON 1…10 LI
Signal converters DALI to 1…10 V

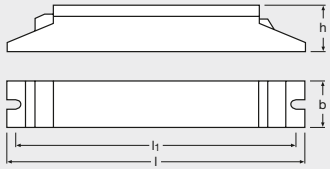

1



Product name	GTIN (EAN)	V	Hz	CONTROL	No. of OUTPUTS	Max Load	IP	
DALI CON LI	4050300638973	220…240	50…60	DALI / 1…10	1	5	IP20	Ceiling integration

Product name	T_a	l [mm]	b [mm]	h [mm]	l1 [mm]		No.
DALI CON LI	0…+50	190	30	27	180	40	1

Product features
- Load capacity of the signal output: max. 100 mA
- 0…10 V max. 5 mA active
- Switchable characteristic: linear/logarithmic
- Touch DIM® control of 1…10 V ECGs

Product benefits
- Can be used purely as a switching actuator

Equipment / Accessories
- Suitable for up to 100 electronic control gears
- Suitable for up to 33 signal amplifiers DIM SA

DALI CON 1…10 SO
Signal converters DALI to 1…10 V

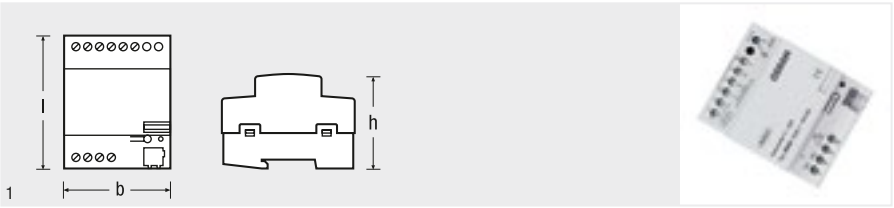

Product name	GTIN (EAN)	V	Hz	CONTROL	No. of OUTPUTS	Max Load	IP
DALI CON SO	4050300639802	220…240	50…60	DALI / 1…10	1	5	IP20

Product name		T_a	l [mm]	b [mm]	h [mm]		No.
DALI CON SO	DIN rail mounting	0…+45	72	64	90	16	1

Product features
- Load capacity of the signal output: max. 100 mA
- 0…10 V max. 5 mA active
- Switchable characteristic: linear/logarithmic
- Load capacity of switching contact: 5 A
- Touch DIM® control of 1…10 V ECGs

Product benefits
- Can be used purely as a switching actuator

Equipment / Accessories
- Suitable for up to 100 electronic control gears
- Suitable for up to 33 signal amplifiers DIM SA

DALI Switch SO
Signal converters for LMS

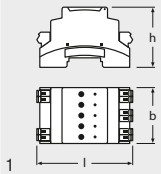

1



Product name	GTIN (EAN)	V	CONTROL	No. of OUTPUTS	Max Load	IP	
DALI SWITCH SO	4008321533364	24	DALI	3	6	IP20	DIN rail mounting

Product name	T_a	l [mm]	b [mm]	h [mm]		No.
DALI SWITCH SO	0…+45	96	54	62	8	1

Product features
- DALI-controlled switch output for non-dimmable lamps, QT, OT, PT, HT control gears
- 3 independent relay contacts
- Load capacity of switching contact: 6 A ohmic load
- Supply voltage: 24 V DC
- Floating contacts

Product benefits
- Can be addressed via DALI

Areas of application
- Industry
- Suitable for use in combination with all POWERTRONIC® control gears
- Renovation of historic buildings

Equipment / Accessories
- Can be used with all DALI control units
- 24 V supply required (e.g. PS 30)

LMS components: OSRAM LMS accessory components

Expand, connect and install light management systems – all from a single source with non-system-specific components from OSRAM.

These accessories, perfectly matched to OSRAM products in terms of quality and compatibility, make installing and connecting innovative light management systems extremely simple. OSRAM rounds off its offering with non-system-specific components.

Accessories

Product reference	EAN10	VISION/ HIGH BAY	Touch DIM® RC DALI EASY III DALI REPEATER LI	DALI MULTIeco DIM MULTIeco MULTIeco DALIeco Control EASY RC DALI Sensor Coupler LS/PD DALI Sensor Coupler HF DALI Sensor Coupler E	LS/PD MULTI 3 CI EASY IR CI	DALIeco LS/PD LI DALIeco LS/PD LI NP DALI LS/PD LI
LMS CI BOX	4008321083692		X			
ECO CI KIT	4008321392091			X		
SENSOR KIT	4008321916662				X	
LS/PD CI KIT	4052899920293					X
LS/PD AP KIT	4052899173385					X
Mounting Adapter	4008321480798	X				
DALI HIGHBAY ADAPTER	4008321774132	X				

Product reference	EAN10	HF LS LI	DALIeco Control	OT EASY EASY DMX DALI EASY	DALI MULTIeco DIM MULTIeco MULTIeco	DALI Sensor Coupler LS/PD DALI Sensor Coupler HF
Y-CONNECTOR	4050300803135		X	X	X	
Y-CONNECTOR SCREW	4008321916686		X	X	X	
CABLE 25CM	4008321660145	X	X	X	X	X
CABLE 50CM	4008321660152	X	X	X	X	X
CABLE 100CM	4008321660169	X	X	X	X	X
CABLE 200CM	4008321660190	X	X	X	X	X

DIM SA
Signal repeaters for LMS

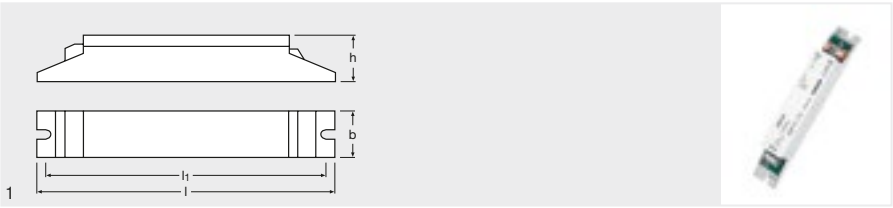

Product name	GTIN (EAN)	V	Hz	CONTROL	No. of OUTPUTS	W SYSTEM	IP	
DIM SA	4008321097095	220…240	50…60	1…10	1	2	IP20	Luminaire integration

Product name	T_a	l [mm]	b [mm]	h [mm]	l_1 [mm]		No.
DIM SA	0…+50	189	30	30	180	40	1

Product features
— Signal amplifier for 1…10 V controllers and sensors
— Load capacity of the signal output: max. 100 mA

Product benefits
— Supports large luminaire groups and long control lines

Areas of application
— Device for luminaire installation

Equipment / Accessories
— Suitable for up to 100 electronic control gears
— Suitable for up to 33 signal amplifiers DIM SA

Power Supply PS 30
Converters

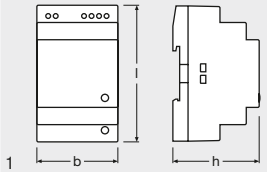

1



Product name	GTIN (EAN)	V	Hz	IP		T_a
Power Supply PS 30	4008321555311	100…240	50	IP20	DIN rail mounting	-20…+55

Product name	l [mm]	b [mm]	h [mm]		No.
Power Supply PS 30	90	54	58	200	1

Product features
— Output voltage: 24 V DC
— Output current: 1.3 A

Product benefits
— Large input voltage range

Areas of application
— Wide range of applications

Y-CONNECTOR
Branching for light management systems



Product name	GTIN (EAN)	l [mm]	b [mm]	h [mm]	IP		No.
Y-CONNECTOR	4050300803135	34	18	16	IP20	25	1

Product features
- Passive distributor
- Connections: 3 x modular 4p4c socket
- Type of installation: Adhesive pad mounting on smooth surfaces

Product benefits
- For parallel connection of sensors to a MULTIeco, MULTI 3, DALIeco system
- Enables synchronization and connection of multiple EASY system components

Areas of application
- Suitable for all OSRAM components with modular 4p4c connector system

Equipment / Accessories
- 2 connecting cables included, modular 4p4c connector on both ends, length 2.1 m

Y-CONNECTOR SCREW
Branching for light management systems

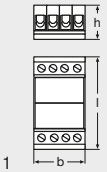



Product name	GTIN (EAN)	l [mm]	b [mm]	h [mm]	IP		No.
Y-CONNECTOR SCREW	4008321916686	40	20	16	IP20	25	1

Product features
- Passive distributor
- Connection via 2 x four-pole screw terminal or modular 2 x 4p4c connector
- Type of installation: Adhesive pad mounting on smooth surfaces

Product benefits
- For parallel connection of sensors to a MULTIeco, MULTI 3, DALIeco system
- Enables synchronization and connection of multiple EASY system components

Areas of application
- Suitable for all OSRAM components with modular 4p4c connector system

Equipment / Accessories
- 2 connecting cables included, modular 4p4c connector on both ends, length 2.1 m

4p4c connection cables



Product name	GTIN (EAN)	l [mm]	
4P4C CONNECTION CABLE 25CM	4008321660145	250	50
4P4C CONNECTION CABLE 50CM	4008321660152	500	50
4P4C CONNECTION CABLE 100CM	4008321660169	1000	50
4P4C CONNECTION CABLE 200CM	4008321660190	2000	50

Product features

— Cable for modular 4p4c connection
— Pack contains 50 pieces

Areas of application

— Suitable for all OSRAM components with modular 4p4c connector system

Mounting adapters

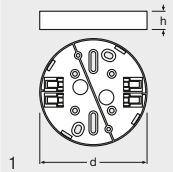

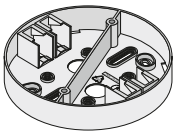

Product name	GTIN (EAN)		COLOR	d [mm]	h [mm]		No.
Mounting Adapter	4008321480798	On-top ceiling mounting	White	116	19	20	1

Product features
— Two separate wiring areas for input and output side

Areas of application
— Adapter for surface-mounted sensor elements with 116 mm diameter

LS/PD CI KIT
Mounting kits

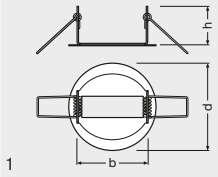



Product name	GTIN (EAN)		h [mm]	d [mm]		No.
LS/PD CI KIT 10	4052899920293	Ceiling installation	36	80	10	1

Product features
— Ceiling installation adapter
— Adapter ring and spring holder made of metal

Product benefits
— Simple ceiling recessed mounting

Areas of application
— Offices
— Classrooms
— Conference rooms
— Corridors
— Stairways

Equipment / Accessories
— Suitable for DALIeco LS/PD LI, DALI LS/PD LI and LS/PD LI Analog sensors

LS/PD AP KIT
Mounting kits

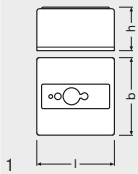

1



Product name	GTIN (EAN)		l [mm]	b [mm]	h [mm]		No.
LS/PD AP KIT 10	4052899173385	Ceiling installation	65	65	34	10	1

Product features
— Ceiling installation adapter

Areas of application
— Offices
— Classrooms
— Conference rooms
— Corridors
— Stairways

Equipment / Accessories
— Suitable for DALIeco LS/PD LI, DALI LS/PD LI and LS/PD LI Analog sensors

SENSOR KIT
Mounting adapters for surface mounting of LMS sensors

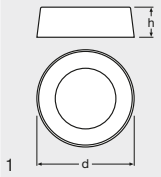



Product name	GTIN (EAN)		COLOR	d [mm]	h [mm]		No.
SENSOR KIT	4008321916662	On-top ceiling mounting	White	80	25	10	1

Product features
— Material: plastic

Areas of application
— Adapter for surface-mounted sensor elements with 50 mm diameter

ECO CI KIT
Mounting kits for independent installation of LMS control units

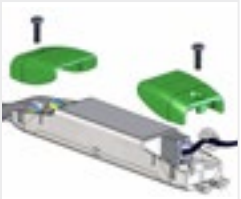

Product name	GTIN (EAN)		
ECO CI Kit	4008321392091	Ceiling integration	100

Product features
— Cable clamp kit for independent mounting

Areas of application
— OSRAM controllers with dimensions 118 mm x 30 mm x 21 mm

LMS CI BOX
Mounting kits for independent installation of LMS control units

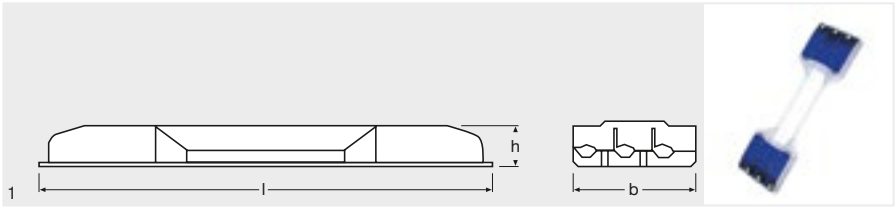

Product name	GTIN (EAN)		l [mm]	b [mm]	h [mm]		No.
LMS CI BOX	4008321083692	Ceiling integration	261	71	27	40	1

Product features
— Cable clamp housing for independent mounting

Areas of application
— OSRAM controllers with dimensions 189 mm x 30 mm x 21 mm


GLOBE
GLOBE

Fluorescent lamps

LUMILUX® T5 HE®	6.02
LUMILUX® T5 HO	6.03
LUMILUX® T5 HE® ES	6.04
LUMILUX® T5 HO ES	6.05
LUMILUX® T5 HE® XT	6.06
LUMILUX® T5 HO XT	6.07
LUMILUX® DE LUXE T5 HO	6.08
LUMILUX® CHIP control® T5	6.09
LUMILUX® DE LUXE T5 Short	6.10
LUMILUX® T5 Short	6.11
Basic T5 Short	6.12
Basic T5 Short EL	6.13
LUMILUX® T5 Short EL	6.14
LUMILUX® T5 FC®	6.15
LUMILUX® T8	6.16
LUMILUX® T8 ES	6.18
LUMILUX® XT T8	6.19
LUMILUX® XXT T8	6.20
LUMILUX® DE LUXE T8	6.21
COLOR proof T8	6.22
BIOLUX® T8	6.23
FLUORA® T8	6.24
Colored T8	6.25
OSRAM NATURA® T8	6.26
LUMILUX® T8 1 m	6.27
LUMILUX SPLIT® control T8	6.28
LUMILUX® CHIP control® T8	6.29
Shortened U-shaped T8	6.30
U-shaped T8	6.31
LUMILUX® T9 C	6.32
LUMILUX® T2 FM®	6.33
SA-Type T12	6.34
XL-Type T12	6.35
Starters for single operation at 230 V AC	6.36
Starters for series operation at 230 V AC	6.37
Starters	6.38
Fluorescent lamps – which light color for which application?	6.39
Light colors and color rendering properties of fluorescent lamps according to EN 12464-1	6.40
Light colors	6.41
Technical data	6.42
Dimensions for tubular fluorescent lamps with tolerances	6.47
Dimensions for circular and U-shaped fluorescent lamps with tolerances	6.48
Circuit diagrams for fluorescent lamps – bases	6.49
Spectral power distribution of fluorescent lamps (white light)	6.50
Spectral power distribution of fluorescent lamps (COLOR proof)	6.51
Spectral power distribution of fluorescent lamps (other colors)	6.51

LUMILUX® T5 HE®

Tubular fluorescent lamps 16 mm, high efficiency, with G5 base



Product name	GTIN (EAN)	W	R_a	lm 25°C	lm 35°C		l [mm]			No.
HE 14 W/827 [1]	4050300645919	14	≥80	1200	1350	827	549	A+	20 [2]	1
HE 14 W/830 [1]	4050300591520	14	≥80	1200	1350	830	549	A+	20 [2]	1
HE 14 W/835 [1]	4050300771991	14	≥80	1200	1350	835	549	A+	20 [2]	1
HE 14 W/840 [1]	4050300591384	14	≥80	1200	1350	840	549	A+	20 [2]	1
HE 14 W/865 [1]	4050300591544	14	≥80	1100	1300	865	549	A	20 [2]	1
HE 14 W/880 [1]	4008321225009	14	≥80	1080	1150	880	549	A	20	1
HE 21 W/827 [1]	4050300645957	21	≥80	1900	2100	827	849	A+	20 [2]	1
HE 21 W/830 [1]	4050300591506	21	≥80	1900	2100	830	849	A+	20 [2]	1
HE 21 W/840 [1]	4050300591407	21	≥80	1900	2100	840	849	A+	20 [2]	1
HE 21 W/865 [1]	4050300591322	21	≥80	1750	2000	865	849	A+	20 [2]	1
HE 21 W/880 [1]	4008321224989	21	≥80	1700	1850	880	849	A+	20	1
HE 28 W/827 [1]	4050300645995	28	≥80	2600	2900	827	1149	A+	20 [2]	1
HE 28 W/830 [1]	4050300591483	28	≥80	2600	2900	830	1149	A+	20 [2]	1
HE 28 W/835 [1]	4050300776392	28	≥80	2600	2900	835	1149	A+	20 [2]	1
HE 28 W/840 [1]	4050300591421	28	≥80	2600	2900	840	1149	A+	20 [2]	1
HE 28 W/865 [1]	4050300591346	28	≥80	2400	2750	865	1149	A+	20 [2]	1
HE 28 W/880 [1]	4008321153517	28	≥80	2350	2690	880	1149	A+	20	1
HE 35 W/827 [1]	4050300646039	35	≥80	3320	3650	827	1449	A+	20 [2]	1
HE 35 W/830 [1]	4050300591469	35	≥80	3320	3650	830	1449	A+	20 [2]	1
HE 35 W/840 [1]	4050300591445	35	≥80	3320	3650	840	1449	A+	20 [2]	1
HE 35 W/865 [1]	4050300591360	35	≥80	3050	3500	865	1449	A+	20 [2]	1

1) Suitable for ECG operation only / Lamp designed for internal luminaire temperatures of 30…40 °C; optimum luminous flux achieved at 35 °C
2) Industrial boxes of 40 available for all lamps except LUMILUX SKYWHITE®.

Product features

- Luminous efficacy: up to 104 lm/W
- Very good lumen maintenance: 90 % throughout the service lifetime of the lamp
- Long average lifetime: up to 24,000 h (with QUICKTRONIC® ECG)
- Good color rendering group: 1B (R_a: 80…89)
- Dimmable

Product benefits

- Good economy and efficiency
- Up to 20 % more economical than LUMILUX® T8
- Up to 50 % smaller volume than comparable T8 lamps

Areas of application

- Public buildings
- Offices
- Shops
- Supermarkets and department stores
- Industry
- Outdoor applications only in suitable luminaires

References / Links

For more information on the system guarantee and the terms and conditions of the guarantee, visit www.osram.com/system-guarantee

Safety advice

In case of lamp breakage:
www.osram.com/brokenlamp

LUMILUX® T5 HO
Tubular fluorescent lamps 16 mm, high output, with G5 base



Product name	GTIN (EAN)	W	Ra	Im 25°C	Im 35°C		l [mm]			No.
HO 24 W/827 [1]	4050300646077	24	≥80	1750	2000	827	549	A	20	1
HO 24 W/830 [1]	4050300591667	24	≥80	1750	2000	830	549	A	20 [2]	1
HO 24 W/835 [1]	4050300776439	24	≥80	1750	2000	835	549	A	20 [2]	1
HO 24 W/840 [1]	4050300591643	24	≥80	1750	2000	840	549	A	20 [2]	1
HO 24 W/865 [1]	4050300591629	24	≥80	1600	1900	865	549	A	20 [2]	1
HO 24 W/880 [1]	4008321081469	24	≥80	1550	1750	880	549	A	20	1
HO 39 W/827 [1]	4050300646138	39	≥80	3100	3500	827	849	A+	40	1
HO 39 W/830 [1]	4050300591728	39	≥80	3100	3500	830	849	A+	20 [2]	1
HO 39 W/840 [1]	4050300591704	39	≥80	3100	3500	840	849	A+	20 [2]	1
HO 39 W/865 [1]	4050300591681	39	≥80	2850	3325	865	849	A	20 [2]	1
HO 49 W/827 [1]	4050300796772	49	≥80	4310	4900	827	1449	A+	20	1
HO 49 W/830 [1]	4050300796758	49	≥80	4310	4900	830	1449	A+	20 [2]	1
HO 49 W/840 [1]	4050300796710	49	≥80	4310	4900	840	1449	A+	20 [2]	1
HO 49 W/865 [1]	4050300796628	49	≥80	4100	4600	865	1449	A+	20 [2]	1
HO 49 W/880 [1]	4008321907486	49	≥80	4050	4610	880	1449	A+	20	1
HO 54 W/827 [1]	4050300646152	54	≥80	4450	5000	827	1149	A+	20	1
HO 54 W/830 [1]	4050300591605	54	≥80	4450	5000	830	1149	A+	20 [2]	1
HO 54 W/840 [1]	4050300591582	54	≥80	4450	5000	840	1149	A+	20 [2]	1
HO 54 W/865 [1]	4050300591568	54	≥80	4100	4750	865	1149	A	20 [2]	1
HO 54 W/880 [1]	4008321070425	54	≥80	4500	4500	880	1149	A	20	1
HO 80 W/827 [1]	4050300646213	80	≥80	6150	7000	827	1449	A	40	1
HO 80 W/830 [1]	4050300591827	80	≥80	6150	7000	830	1449	A	20 [2]	1
HO 80 W/840 [1]	4050300591841	80	≥80	6150	7000	840	1449	A	20 [2]	1
HO 80 W/865 [1]	4050300591803	80	≥80	5700	6650	865	1449	A	20 [2]	1

1) Suitable for ECG operation only / Lamp designed for internal luminaire temperatures of 30…40 °C; optimum luminous flux achieved at 35 °C
2) Industrial boxes of 40 available for all lamps except LUMILUX SKYWHITE®.

Product features
- Very good lumen maintenance: 90 % throughout the service lifetime of the lamp
- Long average lifetime: up to 24,000 h (with QUICKTRONIC® ECG)
- Good color rendering group: 1B (R_a: 80…89)
- Dimmable

Product benefits
- Excellent luminous flux
- Up to 20 % more economical than LUMILUX® T8
- Up to 50 % smaller volume than comparable T8 lamps

Areas of application
- Industry
- Public buildings
- Offices
- Tunnels, underpasses
- Car parks
- Outdoor applications only in suitable luminaires

References / Links
For more information on the system guarantee and the terms and conditions of the guarantee, visit www.osram.com/system-guarantee

Safety advice
In case of lamp breakage:
www.osram.com/brokenlamp

LUMILUX® T5 HE® ES

Tubular fluorescent lamps 16 mm, high efficiency, energy saver, with G5 base



Product name	GTIN (EAN)	W	Ra	Im 25°C	Im 35°C		l [mm]			No.
HE ES 13 W/830 [1]	4008321733870	13	≥80	1150	1350	830	549	A+	20	1
HE ES 13 W/840 [1]	4008321733894	13	≥80	1150	1350	840	549	A+	20	1
HE ES 13 W/865 [1]	4008321733917	13	≥80	1050	1300	865	549	A+	20	1
HE ES 19 W/830 [1]	4008321734006	19	≥80	1800	2100	830	849	A+	20	1
HE ES 19 W/840 [1]	4008321734020	19	≥80	1800	2100	840	849	A+	20	1
HE ES 19 W/865 [1]	4008321734044	19	≥80	1750	2000	865	849	A+	20	1
HE ES 25 W/827 [1]	4008321957887	25	≥80	2450	2900	827	1149	A+	20	1
HE ES 25 W/830 [1]	4008321957894	25	≥80	2450	2900	830	1149	A+	20 [2]	1
HE ES 25 W/840 [1]	4008321957900	25	≥80	2450	2900	840	1149	A+	20 [2]	1
HE ES 25 W/865 [1]	4008321957917	25	≥80	2260	2750	865	1149	A+	20 [2]	1
HE ES 32 W/827 [1]	4008321957924	32	≥80	3100	3650	827	1449	A+	20 [2]	1
HE ES 32 W/830 [1]	4008321957931	32	≥80	3100	3650	830	1449	A+	20 [2]	1
HE ES 32 W/840 [1]	4008321957948	32	≥80	3100	3650	840	1449	A+	20 [2]	1
HE ES 32 W/865 [1]	4008321957955	32	≥80	2870	3500	865	1449	A+	20 [2]	1

1) Suitable for ECG operation only / Lamp designed for internal luminaire temperatures of 30…40 °C; optimum luminous flux achieved at 35 °C
2) Can also be supplied in boxes of 20 with sleeves. Industrial boxes of 40 available for all lamps except LUMILUX SKYWHITE®.

Product features

- Luminous efficacy: up to 114 lm/W
- Very good lumen maintenance: 90 % throughout the service lifetime of the lamp
- Long average lifetime: up to 24,000 h (with QUICKTRONIC® ECG)
- Good color rendering group: 1B (R_a: 80…89)
- Dimmable

Product benefits

- Up to 10 % energy savings compared to standard T5 HE LUMILUX® lamps
- Excellent economy and efficiency
- High luminous efficacy

Areas of application

- Public buildings
- Offices
- Shops
- Supermarkets and department stores
- Industry
- Outdoor applications only in suitable luminaires

References / Links

For more information on the system guarantee and the terms and conditions of the guarantee, visit www.osram.com/system-guarantee

For more information on QUICKTRONIC® electronic control gears, go to www.osram.com/QUICKTRONIC

Safety advice

In case of lamp breakage:
www.osram.com/brokenlamp

LUMILUX® T5 HO ES

Tubular fluorescent lamps 16 mm, high output, energy saver, with G5 base





Product name	GTIN (EAN)	W	R_a	lm 25°C	lm 35°C		l [mm]			No.
HO ES 20 W/840 [1]	4008321734143	20	≥80	1650	2000	840	549	A+	20	1
HO ES 20 W/865 [1]	4008321734167	20	≥80	1600	1900	865	549	A+	20	1
HO ES 34 W/840 [1]	4008321734266	34	≥80	3250	3500	840	849	A+	20	1
HO ES 34 W/865 [1]	4008321734280	34	≥80	3050	3325	865	849	A+	20	1
HO ES 45 W/830 [1]	4008321515124	45	≥80	4310	4900	830	1449	A+	20 [2]	1
HO ES 45 W/840 [1]	4008321515148	45	≥80	4310	4900	840	1449	A+	20 [2]	1
HO ES 45 W/865 [1]	4008321515162	45	≥80	4100	4600	865	1449	A+	20	1
HO ES 50 W/827 [1]	4008321515186	50	≥80	4450	5000	827	1149	A+	20 [2]	1
HO ES 50 W/830 [1]	4008321515209	50	≥80	4450	5000	830	1149	A+	20 [2]	1
HO ES 50 W/840 [1]	4008321515223	50	≥80	4450	5000	840	1149	A+	20 [2]	1
HO ES 50 W/865 [1]	4008321515247	50	≥80	4100	4750	865	1149	A+	20 [2]	1
HO ES 73 W/827 [1]	4008321515261	73	≥80	6150	7000	827	1449	A+	20 [2]	1
HO ES 73 W/830 [1]	4008321515285	73	≥80	6150	7000	830	1449	A+	20	1
HO ES 73 W/840 [1]	4008321515308	73	≥80	6150	7000	840	1449	A+	20 [2]	1
HO ES 73 W/865 [1]	4008321515322	73	≥80	5700	6650	865	1449	A	20	1

1) Suitable for ECG operation only / Lamp designed for internal luminaire temperatures of 30…40 °C; optimum luminous flux achieved at 35 °C
2) Can also be supplied in boxes of 20 with sleeves. Industrial boxes of 40 available for all lamps except LUMILUX SKYWHITE®.

Product features

- Luminous efficacy: up to 96 lm/W
- Very good lumen maintenance: 90 % throughout the service lifetime of the lamp
- Long average lifetime: up to 24,000 h (with QUICKTRONIC® ECG)
- Good color rendering group: 1B (R_a: 80…89)
- Dimmable

Product benefits

- Up to 10 % energy savings compared to standard T5 HO LUMILUX® lamps
- Good economy and efficiency
- High luminous flux

Areas of application

- Industry
- Public buildings
- Offices
- Tunnels, underpasses
- Outdoor applications only in suitable luminaires

References / Links

For more information on the system guarantee and the terms and conditions of the guarantee, visit www.osram.com/system-guarantee

For more information on QUICKTRONIC® electronic control gears, go to www.osram.com/QUICKTRONIC

Safety advice

In case of lamp breakage:
www.osram.com/brokenlamp

LUMILUX® T5 HE® XT

Tubular fluorescent lamps 16 mm, high efficiency, long life, with G5 base



Product name	GTIN (EAN)	W	R_a	lm 25°C	lm 35°C		l [mm]			No.
HE XT 35 W/840 [1]	4052899028661	35	≥80	3320	3650	840	1449	A+	20	1
HE XT 35 W/865 [1]	4052899028685	35	≥80	3050	3500	865	1449	A+	20	1

1) Suitable for ECG operation only / Lamp designed for internal luminaire temperatures of 30…40 °C; optimum luminous flux achieved at 35 °C

Product features

- Luminous efficacy: up to 104 lm/W
- Extremely reliable: long life, low premature failure rate, 90 % luminous flux throughout their life
- Extremely long average lifetime: up to 45,000 h (with QUICKTRONIC® ECG)
- Good color rendering group: 1B (R_a: 80…89)
- Dimmable

Product benefits

- Much lower total cost of ownership, comprising investment, maintenance and relamping costs
- Lower maintenance costs thanks to longer replacement intervals
- Longer service life, so fewer lamps for waste disposal
- Compatible with and easily exchangeable with conventional T5 lamps
- High efficiency

Areas of application

- Offices
- Public buildings
- Industry
- Shops
- Tunnels, underpasses
- Street lighting
- Outdoor applications only in suitable luminaires

References / Links

For more information on the system guarantee and the terms and conditions of the guarantee, visit www.osram.com/system-guarantee

For more information on QUICKTRONIC® electronic control gears, go to www.osram.com/QUICKTRONIC

Safety advice

In case of lamp breakage:
www.osram.com/brokenlamp

LUMILUX® T5 HO XT
Tubular fluorescent lamps 16 mm, high output, long life, with G5 base



Product name	GTIN (EAN)	W	R_a	lm 25°C	lm 35°C		l [mm]			No.
HO XT 49 W/830 [1]	4008321958495	49	≥80	4300	4900	830	1449	A+	20	1
HO XT 49 W/840 [1]	4008321958501	49	≥80	4300	4900	840	1449	A+	20	1
HO XT 49 W/865 [1]	4008321958518	49	≥80	4100	4900	865	1449	A+	20	1
HO XT 54 W/830 [1]	4008321958549	54	≥80	4450	5000	830	1149	A+	20	1
HO XT 54 W/840 [1]	4008321958556	54	≥80	4450	5000	840	1149	A+	20	1
HO XT 54 W/865 [1]	4008321958563	54	≥80	4100	5000	865	1149	A	20	1
HO XT 80 W/830 [1]	4008321958587	80	≥80	6150	7000	830	1449	A	20	1
HO XT 80 W/840 [1]	4008321958594	80	≥80	6150	7000	840	1449	A	20	1
HO XT 80 W/865 [1]	4008321958600	80	≥80	5700	6650	865	1449	A	20	1

1) Suitable for ECG operation only / Lamp designed for internal luminaire temperatures of 30…40 °C; optimum luminous flux achieved at 35 °C

Product features
- Extremely reliable: long life, low premature failure rate, 90 % luminous flux throughout their life
- Extremely long average lifetime: up to 45,000 h (with QUICKTRONIC® ECG)
- Good color rendering group: 1B (R_a: 80…89)
- Dimmable

Product benefits
- Much lower total cost of ownership, comprising investment, maintenance and relamping costs
- Lower maintenance costs thanks to longer replacement intervals
- Longer service life, so fewer lamps for waste disposal
- Compatible with and easily exchangeable with conventional T5 lamps
- High luminous flux

Areas of application
- Industry
- Tunnels, underpasses
- Outdoor applications only in suitable luminaires

References / Links
For more information on the system guarantee and the terms and conditions of the guarantee, visit www.osram.com/system-guarantee

For more information on QUICKTRONIC® electronic control gears, go to www.osram.com/QUICKTRONIC

Safety advice
In case of lamp breakage:
www.osram.com/brokenlamp

LUMILUX® DE LUXE T5 HO
Tubular fluorescent lamps 16 mm, high output, with G5 base



Product name	GTIN (EAN)	W	R_a	lm 25°C	lm 35°C		l [mm]			No.
HO 24 W/940 [1)]	4008321233028	24	≥90	1400	1570	940	549	A	10	1
HO 24 W/965 [1)]	4008321233042	24	≥90	1400	1570	965	549	A	10	1
HO 49 W/940 [1)]	4008321234025	49	≥90	3500	3850	940	1449	A	10	1
HO 49 W/965 [1)]	4008321233066	49	≥90	3450	3795	965	1449	A	10	1
HO 54 W/940 [1)]	4008321233929	54	≥90	3800	4250	940	1149	A	10	1
HO 54 W/965 [1)]	4008321233943	54	≥90	3800	4250	965	1149	A	10	1

1) Suitable for ECG operation only / Lamp designed for internal luminaire temperatures of 30…40 °C; optimum luminous flux achieved at 35 °C

Product features
- Very good color rendering group: 1A (R_a: ≥ 90)
- Very good lumen maintenance: 90 % throughout the service lifetime of the lamp
- Long average lifetime: up to 24,000 h (with QUICKTRONIC® ECG)
- Dimmable

Product benefits
- Excellent color rendering
- Natural colors
- Perfect color matching

Areas of application
- Industry
- Shops
- Supermarkets and department stores
- Ideal where color rendering is an important factor

References / Links
For more information on the system guarantee and the terms and conditions of the guarantee, visit www.osram.com/system-guarantee

For more information on QUICKTRONIC® electronic control gears, go to www.osram.com/QUICKTRONIC

Safety advice
In case of lamp breakage:
www.osram.com/brokenlamp

LUMILUX® CHIP control® T5
Tubular fluorescent lamps 16 mm, yellow, with G5 base



Product name	GTIN (EAN)	W	lm 25°C	lm 35°C		l [mm]			No.
HE CHIP CONTR 28 W/62 1)	4008321233424	28	1650	1830	Yellow	1149	A	10	1
HO CHIP CONTR 24 W/62 1)	4052899130289	24	1575	1800	Yellow	549	B	40	1
HO CHIP CONTR 39 W/62 1)	4052899130302	39	2790	3150	Yellow	849	B	40	1
HO CHIP CONTR 54 W/62 1)	4008321233400	54	2800	3180	Yellow	1149	B	10	1

1) Suitable for ECG operation only / Lamp designed for internal luminaire temperatures of 30…40 °C; optimum luminous flux achieved at 35 °C

Product features
- Excellent filter at 500 nm
- Long average lifetime: up to 24,000 h (with QUICKTRONIC® ECG)
- Long service lifetime: up to 16,000 h (with QUICKTRONIC® ECG)
- Dimmable

Product benefits
- Excellent UV filter
- The life of the sleeve is the same as the average lamp life

Areas of application
- Microchip fabrication plants
- Where UV and blue components have to be reduced to the absolute minimum
- Industry
- Print shops

Equipment / Accessories
- Suitable for operation on electronic and conventional control gears

References / Links
For more information on the system guarantee and the terms and conditions of the guarantee, visit www.osram.com/system-guarantee

For more information on QUICKTRONIC® electronic control gears, go to www.osram.com/QUICKTRONIC

Safety advice
Lamps with plastic sleeves, ambient temperature range: -10…+80 °C

Lamps with plastic sleeves, maximum shelf life: 5 years at 0…30 °C

Lamps with plastic sleeves must be replaced after service lifetime has been reached

In case of lamp breakage: www.osram.com/brokenlamp

Under standard conditions according to IEC (free burning, 25–40 °C ambient temperature), a typical increase of the emitted radiation power in the wavelength range < 500 nm of up to 6 mW/klm per 10,000 hours of operation was determined. This corresponds to approx. 0.2 % of the total emitted radiation power. This increase depends on the operation conditions.

For example, for a T5 HO lamp at 80 °C ambient temperature, an increase of the emitted radiation power in the wavelength range < 500 nm of up to 50 mW/klm per 10,000 hours of operation can be observed. This corresponds to approx. 1 % of the total emitted radiation power.

For applications in photosensitive areas, routine maintenance is necessary. This must include verification of the amount of short wavelength light emitted, and, if required, lamp replacement.

LUMILUX® DE LUXE T5 Short
Tubular fluorescent lamps 16 mm, short, with G5 base



Product name	GTIN (EAN)	W	R_a	Im 25°C		l max. [mm]			No.
L 6 W/930	4050300015880	6	≥90	260	930	212	B	25	1
L 8 W/930	4050300015897	8	≥90	380	930	288	A	25	1
L 13 W/930	4050300015903	13	≥90	680	930	517	B	25	1

Product features
- Average lifetime: up to 10,000 h (with QUICKTRONIC® ECG)
- Very good color rendering group: 1A (R_a: ≥ 90)

Product benefits
- Excellent color rendering
- Ideal for cost-effective creative illumination and decoration
- Very good luminous flux maintenance throughout the life of the lamp
- Slim and compact

Areas of application
- Shops
- Supermarkets and department stores
- Public buildings
- Ideal where color rendering is an important factor

References / Links
For more information on the system guarantee and the terms and conditions of the guarantee, visit www.osram.com/system-guarantee

For more information on QUICKTRONIC® electronic control gears, go to www.osram.com/QUICKTRONIC

Safety advice
In case of lamp breakage:
www.osram.com/brokenlamp

LUMILUX® T5 Short
Tubular fluorescent lamps 16 mm, short, with G5 base



Product name	GTIN (EAN)	W	R_a	lm 25°C		l [mm]			No.
L 6 W/830	4008321959874	6	≥80	300	830	212	A	25	1
L 8 W/827	4050300008943	8	≥80	430	827	288	A	25	1
L 8 W/830	4008321959881	8	≥80	430	830	288	A	25	1
L 8 W/840	4050300241623	8	≥80	430	840	288	A	25	1
L 13 W/827	4050300008967	13	≥80	950	827	517	A	25	1
L 13 W/830	4008321959898	13	≥80	950	830	517	A	25	1
L 13 W/840	4050300241647	13	≥80	950	840	517	A	25	1

Product features
- Good color rendering group: 1B (R_a: 80…89)
- Average lifetime: up to 10,000 h (with QUICKTRONIC® ECG)

Product benefits
- Ideal for cost-effective creative illumination and decoration
- Very good luminous flux maintenance throughout the life of the lamp
- Slim and compact

Areas of application
- Shops
- Supermarkets and department stores
- Public buildings

References / Links
For more information on QUICKTRONIC® electronic control gears, go to www.osram.com/QUICKTRONIC

Safety advice
In case of lamp breakage:
www.osram.com/brokenlamp

Basic T5 Short
Tubular fluorescent lamps 16 mm, short, with G5 base





Product name	GTIN (EAN)	W	R_a	lm 25°C		l [mm]			No.
L 4 W/640	4050300008875	4	≥60	140	640	136	B	25	1
L 6 W/640	4050300008899	6	≥60	270	640	212	A	25	1
L 8 W/640	4050300008912	8	≥60	385	640	288	A	25	1
L 8 W/765	4050300035475	8	≥70	330	765	288	A	25	1
L 13 W/640	4050300008974	13	≥60	830	640	517	A	25	1
L 13 W/765	4050300035536	13	≥70	720	765	517	A	25	1

Product features
— Average lifetime: up to 10,000 h (with QUICKTRONIC® ECG)

Product benefits
— Ideal for cost-effective creative illumination and decoration
— Very good luminous flux maintenance throughout the life of the lamp
— Slim and compact

Areas of application
— Shops
— Supermarkets and department stores
— Public buildings

References / Links
For more information on QUICKTRONIC® electronic control gears, go to www.osram.com/QUICKTRONIC

Safety advice
In case of lamp breakage:
www.osram.com/brokenlamp

Basic T5 Short EL
Tubular fluorescent lamps 16 mm, short, for emergency lighting, with G5 base



Product name	GTIN (EAN)	W	Ra	lm 25°C		l [mm]			No.
Emergency Lighting 6 W/640	4008321152381	6	≥60	270	640	212	A	25	1
Emergency Lighting 8 W/640	4050300606644	8	≥60	385	640	288	A	25	1

Product features
— Suitable for emergency power operation

Product benefits
— Very good luminous flux maintenance throughout the life of the lamp
— Optimized for emergency power operation
— Slim and compact

Areas of application
— Public buildings
— Industry
— Shops
— Supermarkets and department stores

References / Links
For more information on QUICKTRONIC® electronic control gears, go to www.osram.com/QUICKTRONIC

Safety advice
In case of lamp breakage:
www.osram.com/brokenlamp

LUMILUX® T5 Short EL
Tubular fluorescent lamps 16 mm, short, for emergency lighting, with G5 base



Product name	GTIN (EAN)	W	R_a	lm 25°C		l [mm]			No.
Emergency Lighting 6 W/840	4008321325662	6	≥80	320	840	212	A	25	1
Emergency Lighting 8 W/840	4008321325846	8	≥80	450	840	288	A	25	1

Product features
- Suitable for emergency power operation
- Good color rendering group: 1B (R_a: 80…89)

Product benefits
- Very good luminous flux maintenance throughout the life of the lamp
- Optimized for emergency power operation
- Slim and compact

Areas of application
- Public buildings
- Industry
- Shops
- Supermarkets and department stores

References / Links
For more information on QUICKTRONIC® electronic control gears, go to www.osram.com/QUICKTRONIC

Safety advice
In case of lamp breakage:
www.osram.com/brokenlamp

LUMILUX® T5 FC®
Circular fluorescent lamps 16 mm, with 2GX13 base



1

Product name	GTIN (EAN)	W	R_a	lm 25°C		⌀d1 [mm]			No.
FC 22 W/827 [1)]	4050300646237	22	≥80	1900	827	230	A	12	1
FC 22 W/830 [1)]	4050300528489	22	≥80	1900	830	230	A	12	1
FC 22 W/840 [1)]	4050300528465	22	≥80	1900	840	230	A	12	1
FC 22 W/865 [1)]	4050300528441	22	≥80	1800	865	230	A	12	1
FC 40 W/827 [1)]	4050300646251	40	≥80	3400	827	305	A+	12	1
FC 40 W/830 [1)]	4050300528540	40	≥80	3400	830	305	A+	12	1
FC 40 W/840 [1)]	4050300528526	40	≥80	3400	840	305	A+	12	1
FC 40 W/865 [1)]	4050300528502	40	≥80	3300	865	305	A+	12	1
FC 55 W/827 [1)]	4050300646275	55	≥80	4200	827	305	A	12	1
FC 55 W/830 [1)]	4050300528601	55	≥80	4200	830	305	A	12	1
FC 55 W/840 [1)]	4050300528588	55	≥80	4200	840	305	A	12	1
FC 55 W/865 [1)]	4050300528564	55	≥80	3990	865	305	A	12	1

1) Suitable for ECG operation only

Product features
- Good color rendering group: 1B (R_a: 80…89)
- Dimmable (from 100…1 % with QTi DALI/DIM ECG)
- Single-ended round fluorescent lamp
- Tube diameter: 16.0 mm

Product benefits
- Extremely economical
- Good quality of light
- Excellent luminous flux
- Excellent uniform illumination with no shadows
- Good average life (with OSRAM ECG)

Areas of application
- Public buildings
- Offices
- Restaurants
- Industry
- Shops
- Supermarkets and department stores
- Hotels

Equipment / Accessories
- Exclusively for operation on electronic control gears

References / Links
For more information on the system guarantee and the terms and conditions of the guarantee, visit www.osram.com/system-guarantee

For more information on QUICKTRONIC® electronic control gears, go to www.osram.com/QUICKTRONIC

Safety advice
In case of lamp breakage:
www.osram.com/brokenlamp

LUMILUX® T8
Tubular fluorescent lamps 26 mm, with G13 base



Product name	GTIN (EAN)	W	R_a	lm 25°C		l [mm]			No.
L 10 W/827	4050300446165	10	≥80	650	827	470	A	25	1
L 15 W/827	4050300446042	15	≥80	950	827	438	B	25	1
L 15 W/830	4050300446028	15	≥80	950	830	438	B	25	1
L 15 W/840	4050300446004	15	≥80	950	840	438	B	25	1
L 15 W/865	4050300446189	15	≥80	900	865	438	B	25	1
L 16 W/827	4050300446080	16	≥80	1250	827	720	A	25	1
L 16 W/830	4008321959065	16	≥80	1250	830	720	A	25	1
L 16 W/840	4050300446066	16	≥80	1250	840	720	A	25	1
L 18 W/827	4050300517834	18	≥80	1350	827	590	A	25	1
L 18 W/830	4050300517810	18	≥80	1350	830	590	A	25 [1)]	1
L 18 W/835	4050300447964	18	≥80	1350	835	590	A	25	1
L 18 W/840	4050300517797	18	≥80	1350	840	590	A	25 [1)]	1
L 18 W/865	4050300517773	18	≥80	1300	865	590	A	25	1
L 18 W/880	4008321027962	18	≥80	1300	880	590	A	25	1
L 23 W/830	4050300446264	23	≥80	1900	830	970	A	25	1
L 23 W/840	4050300446240	23	≥80	1900	840	970	A	25	1
L 30 W/827	4050300518077	30	≥80	2400	827	895	A	25	1
L 30 W/830	4050300518053	30	≥80	2400	830	895	A	25	1
L 30 W/840	4050300518039	30	≥80	2400	840	895	A	25	1
L 30 W/865	4050300518015	30	≥80	2350	865	895	A	25	1
L 30 W/880	4008321027986	30	≥80	2350	880	895	A	25	1
L 36 W/827	4050300517919	36	≥80	3350	827	1200	A+	25	1
L 36 W/830	4050300517896	36	≥80	3350	830	1200	A+	25 [1)]	1
L 36 W/835	4050300447988	36	≥80	3350	835	1200	A+	25	1
L 36 W/840	4050300517872	36	≥80	3350	840	1200	A+	25 [1)]	1
L 36 W/865	4050300517858	36	≥80	3250	865	1200	A	25	1
L 36 W/880	4008321002976	36	≥80	3010	880	1200	A	25	1
L 38 W/830	4050300518152	38	≥80	3300	830	1047	A	25	1
L 38 W/840	4050300518138	38	≥80	3300	840	1047	A	25	1
L 58 W/827	4050300603049	58	≥80	5200	827	1500	A	25	1
L 58 W/830	4050300517971	58	≥80	5200	830	1500	A	25 [1)]	1
L 58 W/835	4050300448008	58	≥80	5200	835	1500	A	25	1
L 58 W/840	4050300517957	58	≥80	5200	840	1500	A	25 [1)]	1
L 58 W/865	4050300517933	58	≥80	5000	865	1500	A	25	1
L 58 W/880	4008321002990	58	≥80	4900	880	1500	A	25	1
L 70 W/835	4008321003911	70	≥80	6200	835	1778	A	25	1
L 70 W/840	4008321003959	70	≥80	6200	840	1778	A	25	1

1) Also available in industrial packs (… IVP) for bulk orders. Contains 30 lamps.

Product features
- Very good lumen maintenance: 90 % throughout the service lifetime of the lamp
- Good color rendering group: 1B (R_a: 80…89)
- Dimmable
- Top-quality three-band phosphor: LUMILUX®

Product benefits
- Proven lamp technology
- Good economy thanks to high efficiency
- Available in many different light colors (2,700…8,000 K) for various applications

Areas of application
- Public buildings
- Office lighting
- Industry
- Shops
- Supermarkets and department stores
- Street lighting
- Outdoor applications only in suitable luminaires

References / Links
For more information on the system guarantee and the terms and conditions of the guarantee, visit www.osram.com/system-guarantee

For more information on QUICKTRONIC® electronic control gears, go to www.osram.com/QUICKTRONIC

Safety advice
In case of lamp breakage:
www.osram.com/brokenlamp

LUMILUX® T8 ES
Tubular fluorescent lamps 26 mm, with G13 base, energy saver

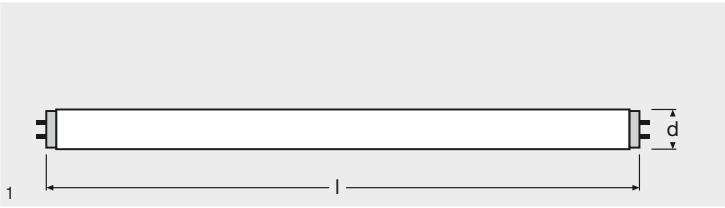



Product name	GTIN (EAN)	W	R_a		lm	l [mm]			No.
L 16 W/830 ES	4008321955791	16	≥80	830	1100	590	A	25	1
L 16 W/840 ES	4008321955777	16	≥80	840	1100	590	A	25	1
L 32 W/830 ES	4008321339652	32	≥80	830	2500	1200	A	25	1
L 32 W/840 ES	4008321339676	32	≥80	840	2500	1200	A	25	1
L 51 W/830 ES	4008321339713	51	≥80	830	4200	1500	A	25	1
L 51 W/840 ES	4008321339690	51	≥80	840	4200	1500	A	25	1

Product features
- Very good lumen maintenance: 90 % throughout the service lifetime of the lamp
- Good color rendering group: 1B (R_a: 80…89)

Product benefits
- Simple direct replacement in existing CCG/LLG systems
- Instant energy savings in existing CCG/LLG systems
- Up to 10 % lower energy consumption on conventional control gear
- Reduction in CO_2 emissions (51 W: 14 kg per year, 70 kg over the life of the lamp – energy mix: 0.5 kg/kWh)
- Energy savings in combination with QTP-OPTIMAL and QT-FIT in new systems

Areas of application
- Public buildings
- Office lighting
- Industry
- Shops
- Supermarkets and department stores

References / Links
For more information on QUICKTRONIC® electronic control gears, go to www.osram.com/QUICKTRONIC

Safety advice
In case of lamp breakage:
www.osram.com/brokenlamp

Not released for dimming operation.

LUMILUX® XT T8
Tubular fluorescent lamps 26 mm, with G13 base, long life



Product name	GTIN (EAN)	W	R_a	lm 25°C		l [mm]			No.
L 18 W/830 XT	4008321209085	18	≥80	1350	830	590	A	25	1
L 18 W/840 XT	4008321209108	18	≥80	1350	840	590	A	25	1
L 18 W/865 XT	4008321209122	18	≥80	1250	865	590	A	25	1
L 36 W/830 XT	4008321209146	36	≥80	3300	830	1200	A+	25	1
L 36 W/840 XT	4008321209160	36	≥80	3300	840	1200	A+	25	1
L 36 W/865 XT	4008321209221	36	≥80	3250	865	1200	A	25	1
L 58 W/830 XT	4008321209344	58	≥80	5200	830	1500	A	25	1
L 58 W/840 XT	4008321209320	58	≥80	5200	840	1500	A	25	1
L 58 W/865 XT	4008321923622	58	≥80	5000	865	1500	A	25	1

Product features
- Extremely reliable: long life, low premature failure rate, 90 % luminous flux throughout their life
- Service life: up to 42,000 h on preheat ECGs or up to 35,000 h on CCGs
- Good color rendering group: 1B (R_a: 80…89)
- Dimmable (for details, see the Technical Guide)
- Top-quality three-band phosphor: LUMILUX®

Product benefits
- Much lower total cost of ownership (TCO) compared with T8 LUMILUX® lamps
- Service life 2.3 times higher than that of a standard LUMILUX® lamp
- Longer standard lifetime, so fewer lamps for waste disposal

Areas of application
- Installations where relamping would disturbe normal operations
- Street lighting
- Public buildings
- Industry
- Shops
- Supermarkets and department stores
- Outdoor applications only in suitable luminaires

References / Links
For more information on the system guarantee and the terms and conditions of the guarantee, visit www.osram.com/system-guarantee

For more information on QUICKTRONIC® electronic control gears, go to www.osram.com/QUICKTRONIC

Safety advice
In case of lamp breakage:
www.osram.com/brokenlamp

Luminaire must be cleaned regularly to avoid loss of luminous flux.

LUMILUX® XXT T8
Tubular fluorescent lamps 26 mm, with G13 base, extra long life



Product name	GTIN (EAN)	W	R_a	lm 25°C		l [mm]			No.
L 18 W/830 XXT	4008321923646	18	≥80	1350	830	590	A	25	1
L 18 W/840 XXT	4008321923660	18	≥80	1350	840	590	A	25	1
L 18 W/865 XXT	4008321923684	18	≥80	1250	865	590	A	25	1
L 36 W/830 XXT	4008321923707	36	≥80	3300	830	1200	A+	25	1
L 36 W/840 XXT	4008321923721	36	≥80	3300	840	1200	A+	25	1
L 36 W/865 XXT	4008321923745	36	≥80	3250	865	1200	A	25	1
L 58 W/830 XXT	4008321923769	58	≥80	5200	830	1500	A	25	1
L 58 W/840 XXT	4008321923783	58	≥80	5200	840	1500	A	25	1
L 58 W/865 XXT	4008321923806	58	≥80	5000	865	1500	A	25	1

Product features
- Extremely reliable: long life, low premature failure rate, 90 % luminous flux throughout their life
- Service life: up to 75,000 h on ECGs or up to 58,000 h on CCGs
- Good color rendering group: 1B (R_a: 80…89)
- Dimmable with suitable ECG (for details, see the Technical Guide)
- Top-quality three-band phosphor: LUMILUX®

Product benefits
- Much lower total cost of ownership (TCO) compared with T8 LUMILUX® lamps
- Service life 4.1 times higher than that of a standard LUMILUX® lamp
- Longer standard lifetime, so fewer lamps for waste disposal

Areas of application
- Installations where relamping would disturbe normal operations
- Street lighting
- Public buildings
- Industry
- Shops
- Supermarkets and department stores
- Outdoor applications only in suitable luminaires

References / Links
For more information on the system guarantee and the terms and conditions of the guarantee, visit www.osram.com/system-guarantee

For more information on QUICKTRONIC® electronic control gears, go to www.osram.com/QUICKTRONIC

Safety advice
In case of lamp breakage:
www.osram.com/brokenlamp

Luminaire must be cleaned regularly to avoid loss of luminous flux.

LUMILUX® DE LUXE T8
Tubular fluorescent lamps 26 mm, with G13 base



Product name	GTIN (EAN)	W	R_a	lm 25°C		l [mm]			No.
L 15 W/954	4050300018249	15	≥90	750	954	438	B	25	1
L 16 W/930	4050300242361	16	≥90	950	930	720	B	25	1
L 18 W/930	4050300011264	18	≥90	1100	930	590	B	25	1
L 18 W/940	4050300011257	18	≥90	1200	940	590	B	25	1
L 18 W/954	4050300018256	18	≥90	1150	954	590	B	25	1
L 18 W/965	4008321111371	18	≥90	1150	965	590	B	25	1
L 30 W/930	4050300014432	30	≥90	1920	930	895	B	25	1
L 36 W/930	4050300011318	36	≥90	2700	930	1200	A	25	1
L 36 W/940	4050300011301	36	≥90	2900	940	1200	A	25	1
L 36 W/954	4050300018263	36	≥90	2850	954	1200	A	25	1
L 36 W/954-1	4050300024196	36	≥90	2600	954	970	A	25	1
L 36 W/965	4008321111395	36	≥90	2850	965	1200	A	25	1
L 58 W/930	4050300011363	58	≥90	4350	930	1500	A	25	1
L 58 W/940	4050300011356	58	≥90	4600	940	1500	A	25	1
L 58 W/954	4050300018270	58	≥90	4550	954	1500	A	25	1
L 58 W/965	4008321090034	58	≥90	4550	965	1500	A	25	1

Product features
- Very good color rendering group: 1A (R_a: ≥ 90)
- Long service life: up to 16,000 h (with preheat ECG)
- Dimmable

Product benefits
- Excellent color rendering
- Natural colors
- Available in many different light colors (3,000…6,500 K) for various applications
- High luminous flux

Areas of application
- Ideal where color rendering is an important factor
- Public buildings
- Shops
- Supermarkets and department stores
- Industry

References / Links
For more information on QUICKTRONIC® electronic control gears, go to www.osram.com/QUICKTRONIC

Safety advice
In case of lamp breakage:
www.osram.com/brokenlamp

COLOR proof T8
Tubular fluorescent lamps 26 mm, with G13 base, color-proof



Product name	GTIN (EAN)	W	R_a	lm 25°C		l [mm]			No.
L 18 W/950	4008321423023	18	98	900	Daylight	590	B	10	1
L 36 W/950	4008321423047	36	98	2150	Daylight	1200	B	10	1
L 58 W/950	4008321423061	58	98	3350	Daylight	1500	B	10	1

Product features
- Meet the application requirements of ISO 3664:2009 (when used in appropriate fixtures)
- Metamerism indices: MVIS ≤ 1.0 and MUV ≤ 1.5

Product benefits
- Accurate chromaticity coordinates
- Stable light-technical and electrical data
- Uniform coating

Areas of application
- Printing industry, graphic workshops, photographic laboratories
- Industrial inspection and color matching facilities
- Industry
- Shops
- Incoming goods inspection

References / Links
For more information on QUICKTRONIC® electronic control gears, go to www.osram.com/QUICKTRONIC

Safety advice
In case of lamp breakage:
www.osram.com/brokenlamp

BIOLUX® T8
Tubular fluorescent lamps 26 mm, with G13 base, for animal rearing



Product name	GTIN (EAN)	W	R_a	lm 25°C		l [mm]			No.
L 18 W/965	4050300270807	18	≥95	1000	BIOLUX	590	B	10	1
L 30 W/965	4050300302461	30	≥95	1600	BIOLUX	895	B	10	1
L 36 W/965	4050300270821	36	≥95	2300	BIOLUX	1200	B	10	1
L 58 W/965	4050300370613	58	≥95	3700	BIOLUX	1500	B	10	1

Product features
— Very good color rendering group: 1A (R_a: ≥ 90)

Product benefits
— Emit a daylight white light that gives your animals a sense of natural sunlight

Areas of application
— Excellent for raising small animals

References / Links
For more information on QUICKTRONIC® electronic control gears, go to www.osram.com/QUICKTRONIC

Safety advice
In case of lamp breakage:
www.osram.com/brokenlamp

FLUORA® T8
Tubular fluorescent lamps 26 mm, with G13 base, for plant growing



Product name	GTIN (EAN)	W	lm 25°C		l [mm]			No.
L 15 W/77	4050300003214	15	400	FLUORA	438	B	10	1
L 18 W/77	4050300004235	18	550	FLUORA	590	B	10	1
L 30 W/77	4050300003238	30	1000	FLUORA	895	B	10	1
L 36 W/77	4050300003184	36	1400	FLUORA	1200	B	10	1
L 58 W/77	4050300004259	58	2250	FLUORA	1500	B	10	1

Product benefits
— Promote photobiological processes in plants
— Promote plant growth

Areas of application
— Wherever there is not enough natural daylight for plants
— Public buildings
— Offices
— Shops
— Supermarkets and department stores
— Restaurants

References / Links
For more information on QUICKTRONIC® electronic control gears, go to www.osram.com/QUICKTRONIC

Safety advice
In case of lamp breakage:
www.osram.com/brokenlamp

Colored T8
Tubular fluorescent lamps 26 mm, with G13 base, colored



Product name	GTIN (EAN)	W	lm 25°C		l [mm]			No.
L 18 W/60	4050300024219	18	900	Red	590	B	10	1
L 18 W/62	4008321232700	18	970	Yellow	590	B	12	1
L 18 W/66	4050300024226	18	1800	Green	590	A+	10	1
L 18 W/67	4050300024233	18	400	Blue	590	C	10	1
L 30 W/67	4050300366920	30	600	Blue	895	C	10	1
L 36 W/60	4050300024240	36	2400	Red	1200	A	10	1
L 36 W/62	4008321232724	36	2300	Yellow	1200	B	12	1
L 36 W/66	4050300024257	36	4400	Green	1200	A+	10	1
L 36 W/67	4050300024264	36	900	Blue	1200	C	10	1
L 58 W/60	4050300024271	58	3800	Red	1500	A	10	1
L 58 W/62	4008321232748	58	4080	Yellow	1500	A	12	1
L 58 W/66	4050300024288	58	6700	Green	1500	A+	10	1
L 58 W/67	4050300024295	58	1600	Blue	1500	B	10	1

Product features
- Average lifetime: 20,000 h with preheat ECG
- Dimmable

Product benefits
- Ideal for cost-effective creative illumination and decoration
- Uniform light along the entire length of the lamp

Areas of application
- Decorative applications
- Shops
- Supermarkets and department stores
- Restaurants
- Hotels
- Accent lighting

References / Links
For more information on the system guarantee and the terms and conditions of the guarantee, visit www.osram.com/system-guarantee

For more information on QUICKTRONIC® electronic control gears, go to www.osram.com/QUICKTRONIC

Safety advice
In case of lamp breakage:
www.osram.com/brokenlamp

OSRAM NATURA® T8
Tubular fluorescent lamps 26 mm, with G13 base, for food presentation



Product name	GTIN (EAN)	W	lm 25°C		l [mm]			No.
L 15 W/76	4050300018287	15	500	NATURA	438	B	10	1
L 18 W/76	4050300010519	18	750	NATURA	590	B	10	1
L 30 W/76	4050300010540	30	1300	NATURA	895	B	10	1
L 36 W/76	4050300010526	36	1800	NATURA	1200	B	10	1
L 36 W/76-1	4050300010557	36	1600	NATURA	970	B	10	1
L 58 W/76	4050300010533	58	2850	NATURA	1500	B	10	1

Product features
— Average lifetime: 20,000 h with preheat ECG

Product benefits
— Specially tailored spectral distribution
— Food looks fresh and appetizing without unduly “beautifying” it

Areas of application
— Bakeries, meat processors, butchers
— Shops
— Supermarkets and department stores
— Especially suitable for the food sector (DIN 10504)

References / Links
For more information on QUICKTRONIC® electronic control gears, go to www.osram.com/QUICKTRONIC

Safety advice
In case of lamp breakage:
www.osram.com/brokenlamp

LUMILUX® T8 1 m
Tubular fluorescent lamps 26 mm, 1 m, for public transport, with G13 base



Product name	GTIN (EAN)	W	R_a	lm 25°C		l [mm]			No.
L 36 W/827-1 [1]	4050300518114	36	≥80	3100	827	970	A	25	1
L 36 W/830-1 [1]	4008321959058	36	≥80	3100	830	970	A	25	1
L 36 W/840-1 [1]	4050300518091	36	≥80	3100	840	970	A	25	1

1) Lamp not intended for general lighting; suitable for applications such as illumination of public transport

Product features
- Very good lumen maintenance: 90 % throughout the service lifetime of the lamp
- Good color rendering group: 1B (R_a: 80…89)
- Dimmable
- Top-quality three-band phosphor: LUMILUX®
- Available with color temperature: 2,700 K, 3,000 K, 4,000 K

Areas of application
- Public transport
- Outdoor applications only in suitable luminaires

Legal advice
These lamps are not intended for general illumination. They are suitable for applications such as illumination of public transport.

LUMILUX SPLIT® control T8
Tubular fluorescent lamps 26 mm, with G13 base, shatterproof



Product name	GTIN (EAN)	W	R_a	lm 25°C		l [mm]			No.
L 18 W/840 SPS	4008321232885	18	≥80	1300	840	590	A	12	1
L 36 W/840 SPS	4008321232823	36	≥80	3250	840	1200	A	12	1
L 58 W/840 SPS	4008321232922	58	≥80	5100	840	1500	A	12	1

Product features
- Good color rendering group: 1B (R_a: 80…89)
- Very good lumen maintenance: 90 % throughout the service lifetime of the lamp
- Dimmable

Product benefits
- Help to prevent contamination in sensitive production areas (e.g. in the food industry)
- Optimal shatter protection thanks to special FEP coating
- Closed end caps allow additional protection beyond requirements of IEC 61549
- The life of the sleeve is the same as the average lamp life
- Support the implementation of the HACCP concepts from production through to presentation

Areas of application
- Industry
- Shops
- Supermarkets and department stores
- Street lighting
- Outdoor applications only in suitable luminaires

Equipment / Accessories
- Suitable for use in open and enclosed luminaires

References / Links
For more information on the system guarantee and the terms and conditions of the guarantee, visit www.osram.com/system-guarantee

For more information on QUICKTRONIC® electronic control gears, go to www.osram.com/QUICKTRONIC

Safety advice
Lamps with plastic sleeves, ambient temperature range: -10…+80 °C

Lamps with plastic sleeves, maximum shelf life: 5 years at 0…30 °C

Lamps with plastic sleeves must be replaced after average lifetime (B50) has been reached

In case of lamp breakage: www.osram.com/brokenlamp

LUMILUX® CHIP control® T8
Tubular fluorescent lamps 26 mm, with G13 base, for UV-sensitive applications



Product name	GTIN (EAN)	W	lm 25°C		l [mm]			No.
L 18 W/62	4008321232700	18	870	Yellow	590	B	12	1
L 36 W/62	4008321232724	36	2050	Yellow	1200	B	12	1
L 58 W/62	4008321232748	58	3650	Yellow	1500	A	12	1

Product features
- Excellent filter at 500 nm
- Long sleeve life (corresponds to the service life of the lamp: up to 15,000 h with preheat ECG)
- Average lifetime: 20,000 h with preheat ECG

Product benefits
- Excellent UV filter

Areas of application
- Microchip fabrication plants
- Where UV and blue components have to be reduced to the absolute minimum
- Industry

Equipment / Accessories
- Suitable for use in open and enclosed luminaires

References / Links
For more information on the system guarantee and the terms and conditions of the guarantee, visit www.osram.com/system-guarantee

For more information on QUICKTRONIC® electronic control gears, go to www.osram.com/QUICKTRONIC

Safety advice
Lamps with plastic sleeves, ambient temperature range: -10…+80 °C

Lamps with plastic sleeves, maximum shelf life: 5 years at 0…30 °C

Lamps with plastic sleeves must be replaced after service lifetime has been reached

In case of lamp breakage: www.osram.com/brokenlamp

Under standard conditions according to IEC (free burning, 25–40 °C ambient temperature), a typical increase of the emitted radiation power in the wavelength range < 500 nm of up to 3 mW/klm per 10,000 hours of operation was determined. This corresponds to approx. 0.1 % of the total emitted radiation power. This increase depends on the operation conditions.

For example, for a T5 HO lamp at 80 °C ambient temperature, an increase of the emitted radiation power in the wavelength range < 500 nm of up to 50 mW/klm per 10,000 hours of operation can be observed. This corresponds to approx. 1 % of the total emitted radiation power.

For applications in photosensitive areas, routine maintenance is necessary. This must include verification of the amount of short wavelength light emitted, and, if required, lamp replacement.

Shortened U-shaped T8
Shortened U-shaped fluorescent lamps 26 mm, with 2G13 base

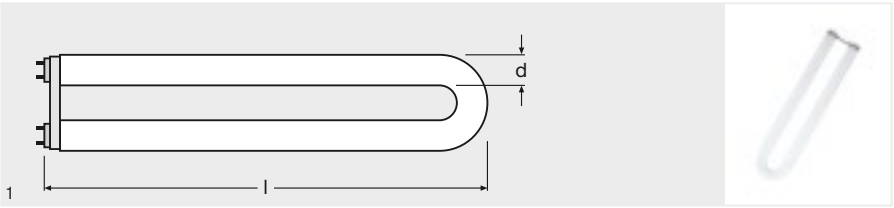

Product name	GTIN (EAN)	W	R_a	lm 25°C		l [mm]			No.
L UK 36 W/830	4008321583048	36	≥80	2800	830	570	A	12	1
L UK 36 W/840	4008321960702	36	≥80	2800	840	570	A	12	1

Product features
- Good color rendering group: 1B (R_a: 80…89)
- Good average lifetime
- Double-ended U-shaped fluorescent lamp
- Suitable for operation on electronic and conventional control gears

Product benefits
- Extremely economical
- Good quality of light
- Excellent luminous flux

Areas of application
- Street lighting, city lighting
- Industry
- Outdoor applications only in suitable luminaires

References / Links
For more information on QUICKTRONIC® electronic control gears, go to www.osram.com/QUICKTRONIC

Safety advice
In case of lamp breakage:
www.osram.com/brokenlamp

U-shaped T8
U-shaped fluorescent lamps 26 mm, with 2G13 base

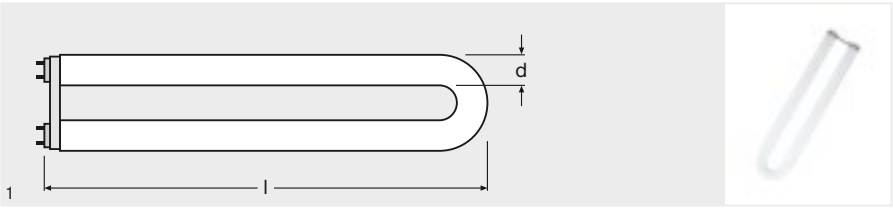

Product name	GTIN (EAN)	W	R_a	lm 25°C		l [mm]			No.
L U 18 W/830	4008321959904	18	≥80	1350	830	310	A	24	1
L U 18 W/840	4008321469168	18	≥80	1350	840	310	A	24	1
L U 36 W/830	4008321959911	36	≥80	3550	830	607	A	12	1
L U 36 W/840	4008321469182	36	≥80	3350	840	607	A	12	1
L UK 36 W/840	4008321960702	36	≥80	2800	840	570	A	12	1
L U 58 W/830	4008321959041	58	≥80	5250	830	765	A	12	1
L U 58 W/840	4008321469205	58	≥80	5250	840	765	A	12	1

Product features
- Good color rendering group: 1B (R_a: 80…89)
- Good average lifetime
- Double-ended U-shaped fluorescent lamp

Product benefits
- Extremely economical
- Good quality of light
- Excellent luminous flux

Areas of application
- Street lighting, city lighting
- Industry
- Outdoor applications only in suitable luminaires

Equipment / Accessories
- Suitable for operation on electronic and conventional control gears

References / Links
For more information on QUICKTRONIC® electronic control gears, go to www.osram.com/QUICKTRONIC

Safety advice
In case of lamp breakage:
www.osram.com/brokenlamp

LUMILUX® T9 C
Circular fluorescent lamps 29 mm, with G10q base



1

Product name	GTIN (EAN)	W	R_a	lm 25°C		d_1 [mm]			No.
L 22 W/827	4008321581068	22	≥80	1350	827	216	B	12	1
L 22 W/840	4008321581082	22	≥80	1350	840	216	B	12	1
L 22 W/865	4008321581105	22	≥80	1300	865	216	B	12	1
L 32 W/827	4008321581129	32	≥80	2250	827	305	B	12	1
L 32 W/840	4008321581143	32	≥80	2250	840	305	B	12	1
L 32 W/865	4008321581167	32	≥80	2150	865	305	B	12	1
L 40 W/840	4050300014845	40	≥80	3200	840	406	A	12	1
L 40 W/865	4008321960139	40	≥80	2950	865	406	A	12	1

Product features
- Good color rendering group: 1B (R_a: 80…89)
- Good average lifetime
- Single-ended round fluorescent lamp
- Dimmable

Product benefits
- Extremely economical
- Good quality of light
- Excellent luminous flux
- Excellent uniform illumination with no shadows

Areas of application
- Public buildings
- Restaurants
- Industry
- Shops
- Supermarkets and department stores
- Hotels

Equipment / Accessories
- Suitable for operation on electronic and conventional control gears

References / Links
For more information on QUICKTRONIC® electronic control gears, go to www.osram.com/QUICKTRONIC

Safety advice
In case of lamp breakage:
www.osram.com/brokenlamp

LUMILUX® T2 FM®
Tubular fluorescent lamps 7 mm, with W4.3x8.5d base



Product name	GTIN (EAN)	W	R_a		lm	l max. [mm]			No.
FM 6 W/730	4008321157546	6	≥70	730	330	218	A	20	1
FM 6 W/740	4008321157577	6	≥70	740	330	218	A	20	1
FM 8 W/730	4008321157638	8	≥70	730	540	320	A	20	1
FM 8 W/740	4008321157669	8	≥70	740	540	320	A	20	1
FM 8 W/760	4008321157690	8	≥70	760	500	320	A	20	1
FM 11 W/730	4008321157720	11	≥70	730	750	422	A	20	1
FM 11 W/740	4008321157751	11	≥70	740	750	422	A	20	1
FM 11 W/760	4008321157782	11	≥70	760	680	422	A	20	1
FM 13 W/730	4008321157836	13	≥70	730	930	523	A	20	1
FM 13 W/740	4008321157867	13	≥70	740	930	523	A	20	1
FM 13 W/760	4008321157898	13	≥70	760	860	523	B	20	1

Product features
- Good average lifetime (with OSRAM ECG)
- Tube diameter: 7.0 mm

Product benefits
- Extremely economical
- Good quality of light
- Excellent luminous flux
- Extra slim and compact fluorescent lamp

Areas of application
- Offices
- Museums
- Shops
- Supermarkets and department stores
- Industry (e.g. furniture industry)
- Restaurants

Equipment / Accessories
- Exclusively for operation on electronic control gears

References / Links
For more information on QUICKTRONIC® electronic control gears, go to www.osram.com/QUICKTRONIC

Safety advice
In case of lamp breakage:
www.osram.com/brokenlamp

SA-Type T12
Tubular fluorescent lamps 38 mm, for resonance double-choke circuits, with G13 base



Product name	GTIN (EAN)	W	R_a	lm 25°C		l [mm]			No.
L SA 20 W/640	4050300018195	20	≥60	1200	640	590	B	25	1
L SA 40 W/640	4050300018331	40	≥60	3000	640	1200	A	25	1
L SA 65 W/640	4050300018201	65	≥60	4800	740	1500	A	25	1

Product features
- External ignition strip for improved ignition at low ambient temperatures
- Operation without starter

Product benefits
- Stable and suitable for outdoor lighting or fixtures with little thermal insulation

Areas of application
- Street lighting
- Industry
- Outdoor applications only in suitable luminaires

Safety advice
In case of lamp breakage:
www.osram.com/brokenlamp

XL-Type T12
Tubular fluorescent lamps 38 mm, long life, for explosion-proof luminaires, with Fa6 base



Product name	GTIN (EAN)	W	R_a	lm 25°C		l [mm]			No.
L XL 20 W/640 [1)]	4050300014630	20	≥60	940	640	574	B	25	1
L XL 40 W/640 [1)]	4050300014654	40	≥60	2300	640	1200	B	25	1
L XL 65 W/640 [1)]	4050300014616	65	≥60	4400	640	1500	B	25	1

1) For long-life explosion-proof luminaires in type of protection "increased safety"

Product features
- Fa6 base for explosion-proof luminaires
- Operation without starter

Product benefits
- Extreme safety, perfect for explosion-proof luminaires

Areas of application
- Industry
- Places with a heightened risk of fire or explosions
- Oil rigs
- Outdoor applications only in suitable luminaires

Safety advice
In case of lamp breakage:
www.osram.com/brokenlamp

Starters for single operation at 230 V AC

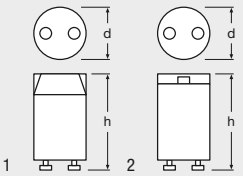



Product name	GTIN (EAN)	h [mm]		No.
ST 111 LONGLIFE [1)]	4050300270166	40	1200	1
ST 111 LONGLIFE [1)]	4050300854045	40	400	1
ST 111 HT LONGLIFE [2)]	4050300854021	40	400	1
ST 171 SAFETY DEOS [3)]	4050300422855	40	1200	2
ST 171 SAFETY DEOS [3)]	4050300854106	40	200	2
ST 173 SAFETY DEOS [3)]	4050300854120	40	200	2

1) Not suitable for L 70 W
2) Not suitable for L 70 W / Temperature range -20…+100 °C
3) Temperature range for reliable switch-off: -20…+80 °C

Product features

— Temperature range for reliable cut-out: -20…+80 °C

Starters for series operation at 230 V AC

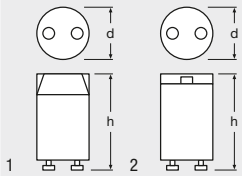



Product name	GTIN (EAN)	h [mm]		No.
ST 151 LONGLIFE	4050300012803	40	1200	1
ST 151 LONGLIFE	4050300854083	40	400	1
ST 172 SAFETY DEOS [1)]	4050300854069	40	200	2

1) Temperature range for reliable switch-off: -20…+80 °C

Product features

— Temperature range for reliable cut-out: -20…+80 °C

Starters



Product reference	GTIN (EAN)	For fluorescent lamps									For OSRAM DULUX® L				
		4 6 8 W	10 13 W	15 16[6] W	18 20 W	22 W	30 32 W	38 W	36 40 W	58 65 80 W	18 24 W	36 W	[mm]	No.	
Single circuit on 230 V_{AC}															
ST 111 TRY25[5]	4050300854045	X	X	X	X	X	X	X	X	X	X	X	40.3	1	25/400
ST 111 GRP[5]	4050300270166	X	X	X	X	X	X	X	X	X	X	X	40.3	1	1200
ST 111 HT TRY25[3][5]	4050300854021	X	X	X	X	X	X	X	X	X	X	X	40.3	1	400
ST 171 TRY25	4050300854106							X	X	X[1]		X	40.3	3	25/200
ST 171 GRP	4050300422855							X	X	X[1]		X	40.3	3	1200
ST 173 TRY25	4050300854120			X	X	X	X				X		40.3	5	25/200
Series circuit on 230 V_{AC}															
ST 151 TRY25	4050300854083	X[2]		X[2]	X[2]	X[2]					X[2][4]		40.3	2	25/400
ST 151 GRP	4050300012803	X[2]		X[2]	X[2]	X[2]					X[2][4]		40.3	2	1200
ST 172 TRY25	4050300854069				X[2]	X[2]					X[2][4]		40.3	4	25/200

1) Except L 65 W/…UK 570 mm L 80 W/…
2) Also for single operation on 110/127 V_{AC}
3) Temperature range -20…+100 °C
4) Not suitable for OSRAM DULUX® L and F 24 W in series operation
5) Not suitable for L 70 W
6) 16 W not suitable for series operation

OSRAM high-quality starters ST 111 LONGLIFE, ST 151 LONGLIFE, ST 171 SAFETY, ST 172 SAFETY, ST 173 SAFETY

OSRAM starters ignite every time, reliably and quickly. And they are gentle on lamps. Each starter is subjected to strict manufacturing and quality control tests. All starters have a self-extinguishing insulated casing made of Makrolon® and meet the conditions laid down for protection class II.

They are equipped with a special compensating capacitor (foil winding capacitor), are VDE-approved and carry the , and Label CE marks.

To ensure reliable ignition we recommend that you also replace the starter when you replace the lamp – except in the case of DEOS® SAFETY.

- Switching lifetime for LONGLIFE and DEOS® SAFETY: from ≥ 10,000 switching operations to ≥ 60,000 switching operations in inductive mode
- 20 % longer lamp lifetime for fluorescent lamps

Features and benefits of DEOS® ST 171 SAFETY, DEOS® ST 172 SAFETY and DEOS® ST 173 SAFETY

- DEOS® ST 171 SAFETY, DEOS® ST 172 SAFETY and DEOS® ST 173 SAFETY are safety starters
- DEOS® ST 172 SAFETY is a safety starter for series circuits (tandem circuits)
- DEOS® ST 171 SAFETY, DEOS® ST 172 SAFETY and DEOS® ST 173 SAFETY are designed to operate with conventional control gears (CCGs) and low-loss gears (LLGs)
- They reliably disconnect burnt-out or faulty lamps under inductive or capacitive operating conditions
- They are instantly ready for operation when the red button is pressed in (there must be an audible click)
- The automatic cut-out circuit protects the choke and the starter itself
- Four times the life of conventional starters
- To ensure reliable ignition and operation the DEOS® ST should be replaced after every four lamp replacements
- Temperature range for reliable cut-out: -20…+80 °C

Fluorescent lamps – which light color for which application?

Application	SKY-WHITE® 880 8,000 K	Cool Daylight 865 6,500 K	Cool Daylight 965 6,500 K	Daylight 954 5,400 K	Cool White 840 4,000 K	Cool White 940 4,000 K	White 835 3,500 K	Warm White 830 3,000 K	Warm White 930 3,000 K	INTERNA® 827 2,700 K	Special light colors
											
Offices and administrative buildings											
Offices, corridors	•				•		•	•			
Meeting rooms	•						•	•		•	
Industry, trade and commerce											
Electrical industry		•			•						
Textile industry		•	•	•							
Woodworking industry		•	◉	◉	•						
Graphics industry, laboratories		◉	•	•	◉						COLOR proof
Color matching				•							COLOR proof
Warehouses, transport depots					•						
Schools and lecture rooms											
Auditoriums, classrooms, kindergartens	•		◉		•		•	•		•	
Libraries, reading rooms					◉		•	•		•	
Retail outlets											
Food, general		◉			•		•	•		•	NATURA®
Bread and cakes										•	NATURA®
Refrigerated counters and deep freezers	•										NATURA®
Cheese, fruit, vegetables										•	NATURA®
Fish										•	NATURA®
Meat, sausages			◉								NATURA®
Textiles, leather goods		•	•	•	◉	•	◉	•	•	•	
Furniture, carpets							•	•	•	•	
Sporting goods, toys, stationery					•	◉	•	•	◉		
Photo, watches, jewellery		◉	◉	◉	•	◉	•	•	◉		
Cosmetics, hairdressers					◉	•	◉	◉	•	◉	
Flowers, greenhouse		◉	◉	◉	•	•			•	◉	FLUORA®
Department stores, supermarkets	•	◉	•		◉	•		◉	•	•	
Public buildings											
Restaurants, bars, hotels					•		•	•		•	
Theaters, concert halls, foyers										•	
Event rooms											
Exhibition halls and trade fairs	•				•			•			
Sports halls and multi-purpose halls	•				•		•	•			
Art galleries, museums		◉		•	◉	•			•		
Hospitals and surgeries											
Consulting and treatment rooms	•	◉	•	•		•					
Hospital wards, waiting rooms	•		•			•			•		
Homes											
Living rooms										•	
Kitchens, bathrooms, hobby rooms, cellars	•			•				•	•		
Outdoor lighting, streets, paths, pedestrian zones					•			•			

• Recommended ◉ Optional as required

Light colors and color rendering properties of fluorescent lamps according to EN 12464-1

Kelvin	Name	R_a 60…69	R_a 70…79	R_a 80…89	R_a 90…99
2,700 K	INTERNA®			827	
3,000 K	Warm White			830	930
3,500 K	White			835	
4,000 K	Cool White	640		840	940
5,400 K	Daylight				954/950
6,500 K	Cool Daylight		765	865	965
8,000 K	SKYWHITE®			880	

Type designation

International color code:
The first digit stands for color rendering
9 = color rendering R_a 90 to 100
8 = color rendering R_a 80 to 89
7 = color rendering R_a 70 to 79
6 = color rendering R_a 60 to 69

The next digits stand for the light color/ color temperature, e.g. for LUMILUX®
27 = LUMILUX INTERNA® (2,700 K)
30 = LUMILUX® Warm White (3,000 K)
35 = LUMILUX® White (3,500 K)
40 = LUMILUX® Cool White (4,000 K)
54 = LUMILUX® Daylight (5,400 K)
65 = LUMILUX® Cool Daylight (6,500 K)
80 = LUMILUX SKYWHITE® (8,000 K)

"Old" light color codes in the OSRAM range

Old		New	R_a	K
10	Cool Daylight	765	70…79	6500
11	Cool Daylight	865	80…89	6500
12	Daylight	954	90…99	5400
20	Cool White	640	60…69	4000
21	Cool White	840	80…89	4000
22	Cool White	940	90…99	4000
26	White	835	80…89	3500
31	Warm White	830	80…89	3000
32	Warm White	930	90…99	3000
41	INTERNA®	827	80…89	2700

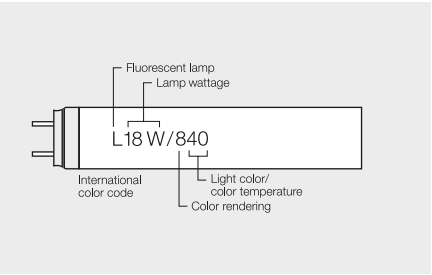

Light colors

The LUMILUX® lamps

In combination with OSRAM ECGs, LUMILUX® fluorescent lamps offer very high efficiency and long reliable life. They are also perfect for combining with daylight dimmer systems and motion sensors. This leads to even greater energy savings.

LUMILUX®

Color 880 LUMILUX SKYWHITE®
Color 865 LUMILUX® Cool Daylight
Color 840 LUMILUX® Cool White
Color 835 LUMILUX® White
Color 830 LUMILUX® Warm White
Color 827 LUMILUX INTERNA®

LUMILUX® colors combine good color rendering and high luminous efficacy in a single lamp.
Major benefits:
— Luminous efficacy of up to 116 lm/W (T5 HE ES)
— Good color rendering according to EN 12464 (R_a: 80…89)
For LUMILUX® light colors, it is best to use electronic control gears as this is the best way to make economic use of the minimal drop in luminous flux. This also applies to LUMILUX® DE LUXE.

LUMILUX® T5 HO, HE (including ES, XT, SPS, CHIP control® and NATURA®) and FC® lamps can only be operated on ECGs.
Color 880 SKYWHITE® contains an increased blue component which is particularly energizing. Ideal for offices and public buildings.

LUMILUX® DE LUXE

Color 965 LUMILUX® DE LUXE Cool Daylight
Color 954 LUMILUX® DE LUXE Daylight
Color 940 LUMILUX® DE LUXE Cool White
Color 930 LUMILUX® DE LUXE Warm White

The LUMILUX® DE LUXE light colors meet the highest demands with regard to very good color rendering (R_a: 90…99) and offer good luminous efficacy at the same time. The daylight color 954 is ideal for print shops, dental surgeries, dental laboratories, slide presentations and clothing stores.

Special light colors

The red component of 76 OSRAM NATURA® is closely matched to other color components. This results in natural color rendering and makes items such as meat, sausages, delicatessen products, vegetables and flowers appear fresh and natural, without being unduly “beautified”.

77 FLUORA® has been specially designed for plants and aquariums. Its light has an emphasis at the blue and red ends of the spectrum. It is therefore particularly good at promoting photobiological processes. The result is healthier plants.

965 BIOLUX®
Because of its spectral distribution, the light from OSRAM BIOLUX® lamps is also excellent for raising small animals (birds, fish, reptiles etc.).

Colors 60 Red, 66 Green and 67 Blue are ideal for creating decorative effects and special moods.
62 Yellow contains only a very small proportion of UV-A radiation. This light color is therefore suitable for clean-room production facilities, chip fabrication and lighting with minimal UV.

For spectral power distributions, see pages 6.51 and 6.51.

COLOR proof
For museums and art galleries, dental laboratories, graphic workshops, photographic laboratories, and industrial testing and color matching facilities, light color 950 offers optimum color characteristics. It has a color rendering index of $R_a = 98$ at a color temperature of 5,300 K.

Technical data

How fluorescent lamps work

Fluorescent lamps are low-pressure gas discharge lamps. The glass tube is filled with an inert gas at low pressure and a small quantity of mercury. The glass wall is coated with a phosphor. At the ends of the glass tube are pasted electrodes. When an electrical charge is passed between them, the mercury vapor emits UV radiation. When the UV radiation hits the phosphor, the phosphor emits visible light. The color can be varied for different applications by selecting different phosphor mixes.

Luminous flux and power consumption according to IEC 60081 and EN 50285

The minimum luminous flux of a single lamp is 92 % of the rated luminous flux at 25 °C; the average is 95 % of the rated luminous flux.

B10: B10 is defined as the time when 10 % of the lamps have failed (in standardized operation).

B50: Average life (B50) is defined as the time when 50 % of the lamps have failed (in standardized operation).

Service lifetime: Service lifetime is the mathematical lifetime (maintenance multiplied with the % of failed lamps, e.g. B10) for lamps in an installation after which the installation luminous flux (100 h value) for indoor lighting decreased with 20 % (decrease in luminous flux and failed lamps).

Lamp life. The average life and service life of LUMILUX® fluorescent lamps are listed in the table below. Operating the lamps above or below their rated power will reduce their service life.

Burning position. Universal for 26 and 38 mm diameters. When T5 HE and T5 HO lamps are installed in the vertical burning positions, the stamp must be at the bottom; when T5 FC® lamps are installed in the vertical position, the 2GX13 base must be at the bottom. In multi-lamp luminaires, T5 HE or T5 HO lamps must be positioned with the stamps next to one another. The recommended minimum spacing between two T5 lamps is 32 mm for optimum operation (maintenance of the luminous flux/temperature curve).

Lamp life in accordance with IEC 60081

(IEC switching cycle 165 min on, 15 min off)	T8 LUMILUX® special length	T8 LUMILUX® standard length*	T8 LLX DE LUXE	T5 HE	T5 HO	T5 FC LUMILUX®	T5 LLX DE LUXE
Service life on preheat ECG	16,000	18,000	16,000	19,000	19,000	8,000	19,000
Average life on preheat ECG	20,000	20,000	20,000	24,000	24,000	12,000	24,000

* (18 W, 36 W, 58 W and ES 16 W, 32 W and 51 W) Service life is defined as the time when 80 % of the system luminous flux (relative to the 100 h value) is available.

Technical data

Luminous fluxes of T5 fluorescent lamps (16 mm), HE and HO fluorescent lamps

	880	865	840	830	827
HE 14W	1150	1300	1350	1350	1350
HE 21W	1850	2000	2100	2100	2100
HE 28W	2690	2750	2900	2900	2900
HE 35W	3450	3500	3650	3650	3650
HE 13W ES	-	1300	1350	1350	1350
HE 19W ES	-	2000	2100	2100	2100
HE 25W ES	-	2750	2900	2900	2900
HE 32W ES	-	3500	3650	3650	3650
HO 24W	1750	1900	2000	2000	2000
HO 39W	3150	3325	3500	3500	3500
HO 49W	4610	4600	4900	4900	4900
HO 54W	4500	4750	5000	5000	5000
HO 80W	6400	6650	7000	7000	7000
HO 20W ES	-	1900	2000	2000	2000
HO 34W ES	-	3325	3500	3500	3500
HO 45W ES	-	4600	4900	4900	4900
HO 50W ES	-	4750	5000	5000	5000
HO 73W ES	-	6650	7000	7000	7000

All values for HE and HO at 35 °C

As with all fluorescent lamps, the luminaire efficiency of T5 (16 mm) lamps is calculated at an ambient temperature of 25 °C. In other words, the luminous flux of the lamp measured at 25 °C and the luminous flux of the luminaire measured at 25 °C are used as the basis for calculating the luminaire efficiency. Note that if measurements are taken with gonio-photometers with moving lamps, the high-speed air currents may cause the cool spot to shift from the stamp end of the lamp. Before the illuminance levels from T5 HE, T5 HO and especially FC® lamps are measured in lighting systems, these lamps must be allowed to stabilize for at least 100 hours. If two lamps are to be operated next to one another, make sure that the stamped ends are on the same side so that the cold spot is not heated.

Technical data

Temperature dependence

As with fluorescent lamps in general, the rated luminous flux for T5 HE and TE HO fluorescent lamps is specified at 25 °C, and T5 HE and T5 HO achieve their maximum luminous flux at temperatures between 34 and 38 °C. One of the advantages of T5 lamps is therefore an increased luminaire efficiency. T5 FC® circular fluorescent lamps achieve their maximum luminous flux between 25 and 30 °C.

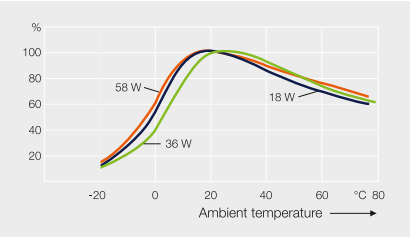

Control gear. In order to operate, each lamp needs a control gear appropriate to its wattage. The control gear not only starts the lamp but also limits the current in the discharge phase. Please note: Fluorescent lamps are guaranteed only if they are operated with approved control gears or with control gears declared to be suitable. Control gears must comply with EN standards. Modern control gears, such as QUICKTRONIC®, enable energy-saving fluorescent lamps to be operated with optimum economy and lighting comfort, see Section 13. Control gears for sale in the European Union must carry the ENEC mark (tested according to IEC 60081). This safeguards the warranty for the lamps under normal conditions.

Circuits. See circuit diagrams on page 6.49 and Section 13.

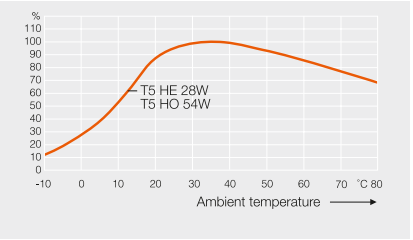

Power supply. Generally 230 V AC. The permissible voltage fluctuations for AC voltage is ±10 %, i.e. 207 V to 253 V. Electronic control gears are considerably less affected by fluctuations in the supply voltage than conventional control gears.
DC operation for emergency lighting systems in accordance with DIN EN 50172 is indicated in the specifications for the electronic control gears.

Accessories. Control gears and holders are available from electrical suppliers. OSRAM compact fluorescent lamps and fluorescent lamps are cadmium-free.

Technical data

Fluorescent lamp	∅	Rated lamp current (CCG operation) uncompensated	Lamp voltage UL after ignition (±10 %)	Resistance/ impedance Z (on CCG)	Preheating current IEC 60081	Luminance LF 840, 830, 827	Compensation capacitor [1] Power factor ≈1 for CCG operation	Series capacitor for CCG Lead-lag circuit [2]
(Wattage)	(mm)	(A)	(V)	(Ω)	(mA) [4]	(cd/cm²)	(µF)	(µF/Vc)
4	16	0.17	29	700	205	0.85	2.0	–
6	16	0.16	42	700	205	0.95	2.0	–
8	16	0.145	56	700	205	0.9	2.0	–
10	26	0.17	64	375	220	–	2.0	–
13	16	0.165	95	1070	225	0.8	2.0	–
15	26	0.33	55	165	440	1.0	4.5	–
16	26	0.20	90	450	260	0.8	2.5	–
18	26	0.37	57	155	550	1.0	4.5	2.7/480
18/… U	26	0.37	60	165	550	–	–	–
20/… SA	38	0.37	57	270	550	–	–	–
20/… XL	38	0.38	58	270	–	–	4.5	–
22 C	29	0.37	62	165	600	–	5.0	3.0/480
30	26	0.365	96	265	550	1.2	4.5	2.9/450
32 C	29	0.425	81	190	675	0.9	5.0	3.4/450
36	26	0.43	103	240	650	1.2	4.5	3.4/450
36/… U	26	0.43	108	250	650	–	–	–
36-1	26	0.556	81	145	730	1.3	6.0	4.3/480
38 [3]	26	0.43	104	240	650	–	4.5	3.4/450
40 C	29	0.415	108	260	630	–	–	–
40/… SA	38	0.43	103	390	650	–	–	–
40/… XL	38	0.425	109	390	–	–	4.5	–
40/… K	38	0.88	52					
58	26	0.67	110	165	1000	1.5	7.0	5.3/450
58/… U	26	0.67	115	170	1000	–	–	–
65/… SA	38	0.67	110	240	1000	–	–	–
65/… XL	38	0.67	110	240	–	–	–	–

For information on ECGs, see Section 13 (ECGs)

1) For parallel compensation in circuits 1 and 2 see page 6.49
2) Lead-lag circuit as per circuit diagram 3 on page 6.49
3) With 40 W control gear
4) Preheating currents are maximum values for a preheat time of 2 s

Technical data

Fluorescent lamp	∅	Rated lamp current (ECG operation) [1]	Lamp voltage UL after ignition [1]	System wattage with control gear	Pre-heating current IEC 60081	Luminance
	(mm)	(mA)	(V)	(W)	(mA)	(cd/cm^2)
14 (HE)	16	165	86	16.0 [4]	210	1.7
21 (HE)	16	165	126	24.0 [4]	210	1.7
28 (HE), SPS, CHIP control®	16	170	166	32.0 [4]	210	1.7
35 (HE)	16	175	205	39.0 [4]	210	1.7
13 (HE) ES	16	185	69	15.0 [4]	210	1.7
19 (HE) ES	16	185	104	22.0 [4]	210	1.7
25 (HE) ES	16	180	143	29.0 [4]	210	1.7
32 (HE) ES	16	175	184	36.0 [4]	210	1.7
24 (HO)	16	295	77	26.0 [4]	440	2.5
39 (HO)	16	325	118	41.0 [4]	440	2.8
49 (HO) and 49 (HO) XT	16	255	195	53.0 [4]	330	2.3
54 (HO), 54 (HO) XT, SPS, CHIP control®	16	455	120	58.0 [4]	720	2.9
80 (HO) and 80 (HO) XT	16	530	152	85.0 [4]	765	3.2
20 (HO) ES	16	300	64	23.0 [4]	440	2.5
34 (HO) ES	16	340	99	37.0 [4]	440	2.8
45 (HO) ES	16	265	169	45.0 [4]	330	2.3
50 (HO) ES	16	485	101	54.0 [4]	720	3.0
73 /HO) ES	16	555	133	79.0 [4]	765	3.3
24 (HO CONSTANT)	16	295	77	26.0 [4]	440	2.7
39 (HO CONSTANT)	16	325	118	41.0 [4]	440	3.1
49 (HO CONSTANT)	16	255	195	53.0 [4]	330	2.4
54 (HO CONSTANT)	16	455	120	58.0 [4]	720	3.3
80 (HO CONSTANT)	16	530	152	88.5 [4]	765	3.6
22 (FC)	16	0.30	70	25.0 [5]	440	1.7
40 (FC)	16	0.32	126	43.0 [5]	440	2.1
55 (FC)	16	0.55	101	59.0 [5]	765	2.6
6 (FM)	7	0.10	51	7.5 [2]	120 [4]	2.5
8 (FM)	7	0.10	79	11.0 [2]	120 [4]	2.5
11 (FM)	7	0.10	110	13.0 [3]	120 [4]	2.5
13 (FM)	7	0.10	136	16.0 [3]	120 [4]	2.5

1) Values at 25 °C on the reference control gear
2) For system wattage with QT-ECO FM 1x6-8/220-240, see Section 13
3) For system wattage with QT-ECO FM 1x11-13/220-240, see Section 13
4) System wattage on QTi GII
5) System wattage on QTP-M or QTP-FC

Dimensions for tubular fluorescent lamps with tolerances

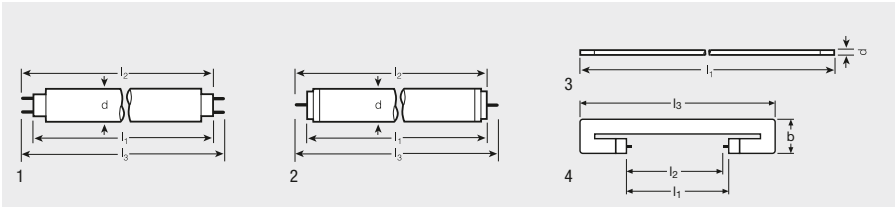

W		l1 [mm]	l2 [mm]	l3 [mm]	IEC d [mm]	No.

Tubular fluorescent lamps

7, 16, 26 and 38 mm ∅, G5 base, G13 base, W4.3x8.5d base						
6 (FM)	W4.3x8.5d	218.3 ±1.0	–	–	max. 7	3
8 (FM)	W4.3x8.5d	319.9 ±1.0	–	–	max. 7	3
11 (FM)	W4.3x8.5d	421.5 ±1.0	–	–	max. 7	3
13 (FM)	W4.3x8.5d	523.1 ±1.0	–	–	max. 7	3
4	G5	135.9	141.8 ±1.2	150.1	max. 16	1
6	G5	212.1	218 ±1.2	226.3	max. 16	1
8	G5	288.3	294.2 ±1.2	302.5	max. 16	1
13	G5	516.9	522.8 ±1.2	531.1	max. 16	1
14 (HE)	G5	549	554.9 ±1.2	563.2	max. 17	1
21 (HE)	G5	849	854.9 ±1.2	863.2	max. 17	1
24 (HO)	G5	549	554.9 ±1.2	563.2	max. 17	1
28 (HE), 25 (ES)	G5	1149	1154.9 ±1.2	1163.2	max. 17	1
35 (HE), 32 (ES)	G5	1449	1454.9 ±1.2	1463.2	max. 17	1
39 (HO)	G5	849	854.9 ±1.2	863.2	max. 17	1
49 (HO), 49 (HO) XT and 45 (HO) ES	G5	1449	1454.9 ±1.2	1463.2	max. 17	1
54 (HO), 54 (HO) XT and 50 (HO) ES	G5	1149	1154.9 ±1.2	1163.2	max. 17	1
80 (HO), 80 (HO) XT and 73 (HO) ES	G5	1449	1454.9 ±1.2	1463.2	max. 17	1
10	G13	470	475.9 ±1.2	484.2	max. 28	1
15	G13	437.4	443.3 ±1.2	451.6	max. 28	1
16	G13	720	725.9 ±1.2	734.2	max. 28	1
18, 16 (ES)	G13	589.8	595.7 ±1.2	604	max. 28	1
23	G13	970	975.9 ±1.2	984.2	max. 28	1
30	G13	894.6	900.5 ±1.2	908.8	max. 28	1
36, 32 (ES)	G13	1199.4	1205.3 ±1.2	1213.6	max. 28	1
36-1	G13	970	975.9 ±1.2	984.2	max. 28	1
38	G13	1047	1052.8 ±1.2	1061.2	max. 28	1
58, 51 (ES)	G13	1500	1505.9 ±1.2	1514.2	max. 28	1
70	G13	1763.8	1769.7 ±1.2	1778	max. 28	1
20/… SA	G13	589.8	595.7 ±1.2	604	max. 40.5	1
40/… SA	G13	1199.4	1205.3 ±1.2	1213.6	max. 40.5	1
40 K	G13	589.8	595.7 ±1.2	604	max. 40.5	1
65/… SA	G13	1500	1505.9 ±1.2	1514.2	max. 40.5	1
80	G13	1500	1505.9 ±1.2	1514.2	max. 40.5	1
100	G13	1763.8	1769.7 ±1.2	1778	max. 40.5	1

Fluorescent lamps for starterless operation, 38 mm tube diameter X lamps, Fa6 base

20/… XL	Fa6	574	590.75 ±1.75	611	max. 40.5	2
40/… XL	Fa6	1183.5	1200.25 ±1.75	1220.5	max. 40.5	2
65/… XL	Fa6	1484	1500.85 ±1.75	1521.1	max. 40.5	2

Dimensions for circular and U-shaped fluorescent lamps with tolerances

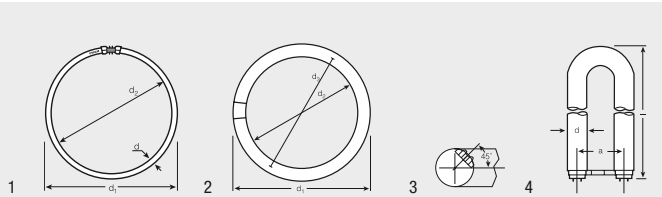

Circular T5 FC® fluorescent lamps with 16 mm tube diameter

W		d1 max. [mm]	d2 max. [mm]	TUBE d [mm]	No.
2GX13 base					
22	2GX13	225 ±5	192 ±5	16.0	1
40	2GX13	299 ±6	266 ±6	16.0	1
55	2GX13	299 ±6	266 ±6	16.0	1

Ring-shaped fluorescent lamps

W		d1 max. [mm]	d2 max. [mm]	d3 max. [mm]	TUBE d [mm]	No.
G10q base						
22	G10q	215.9	155.6	157.2	29 ±2	2, 3
32	G10q	304.8	246.1	246.1	29 ±2	2, 3
40	G10q	406.4	347.7	347.7	29 ±2	2, 3

U-shaped fluorescent lamps

W		l [mm]	a [mm]	d [mm]	No.
2G13-92 base					
18 U	2G13-92	310	92.0 ±2	26 ±1	4
36 U	2G13-92	607	92.0 ±2	26 ±1	4
58 U	2G13-92	765	92.0 ±2	26 ±1	4
36 UK	2G13-92	570	92.0 ±2	26 ±1	4

CIRCUIT DIAGRAMS, STARTER OPERATION

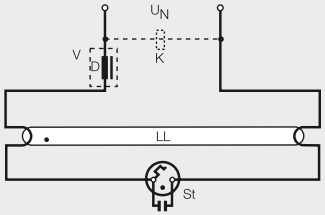

Fig. 1
Single lamp

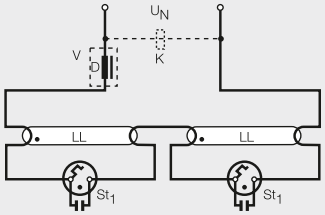

Fig. 2
Series circuit for two lamps
4 W, 6 W, 8 W, 15 W, 18 W, 20 W
and 22 W on 220 V_{AC} only with starters
ST 151 + ST 172 (see page 6.38)

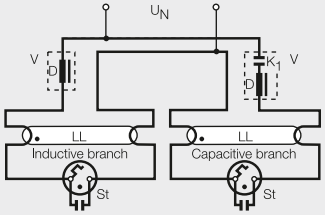

Fig. 3
Lead-lag circuit

STARTERLESS OPERATION

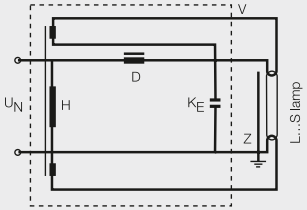

Fig. 4
Quick-start circuit, inductive

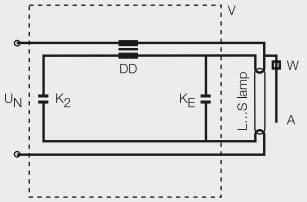

Fig. 5
Semi-resonant circuit

A = External starting strip
D = Choke
DD = Double choke
H = Heating transformer
K = Compensation capacitor (if required)
K_1 = Series capacitor
K_2 = Capacitor
K_E = Radio interference capacitor 10 nF
LL = Fluorescent lamp
St = Starter
St_1 = Starter [1)]
U_N = Line voltage
V = Control gear
W = High ohmic resistor (built into lamp base)
Z = Capacitor starting aid

1) Prolonged ignition times, especially at low voltage, can be shortened by rotating one of the starters through 180°

BASES IEC/EN 60061-1



Fa6
Sheet 7004-55



G13
Sheet 7004-51

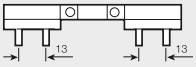

2G13
Sheet 7004-33

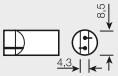

W4.3x8.5d
Sheet 7004-115



G5
Sheet 7004-52

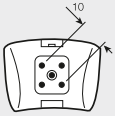

G10q
Sheet 7004-54



2GX13
Sheet 7004-125

Spectral power distribution of fluorescent lamps (white light)

Visible range from 380 to 780 nm, relative spectral emission per 5 nm.

Basic

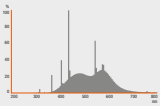

Light color 765
Basic Cool Daylight

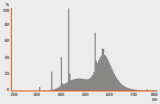

Light color 640
Basic Cool White

LUMILUX®

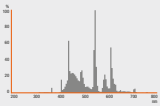

Light color 880
LUMILUX SKYWHITE®

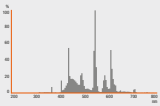

Light color 865
LUMILUX® Cool Daylight

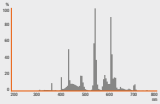

Light color 840
LUMILUX® Cool White

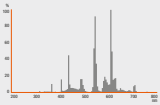

Light color 835
LUMILUX® White

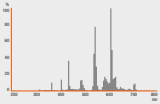

Light color 830
LUMILUX® Warm White

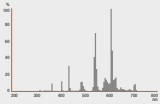

Light color 827
LUMILUX INTERNA®

LUMILUX® DE LUXE

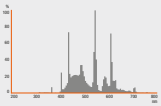

Light color 965
LUMILUX® DE LUXE
Cool Daylight

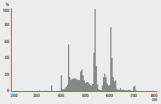

Light color 954
LUMILUX® DE LUXE
Daylight

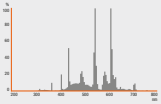

Light color 940
LUMILUX® DE LUXE
Cool White

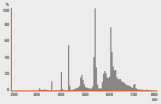

Light color 930
LUMILUX® DE LUXE
Warm White

Spectral power distribution of fluorescent lamps (COLOR proof)

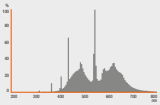

Light color 950 COLOR proof

Spectral power distribution of fluorescent lamps (other colors)

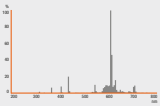

Light color 60
Red

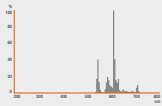

Light color 62
Yellow

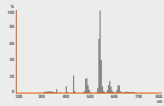

Light color 66
Green

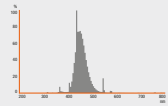

Light color 67
Blue

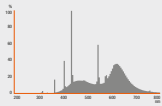

Light color 76 NATURA®

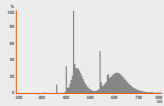

Light color 77 FLUORA®

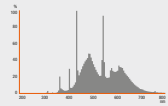

Light color BIOLUX®


MEXX
METROPOLITAN

Discharge lamps

POWERBALL HCI®-T	7.02
POWERBALL HCI®-T Excellence	7.03
POWERBALL HCI®-T Shoplight	7.04
POWERBALL HCI®-TC	7.05
POWERBALL HCI®-TC Excellence	7.06
POWERBALL HCI®-TC Shoplight	7.07
POWERBALL HCI®-TS	7.08
POWERBALL HCI®-TS Excellence	7.09
POWERBALL HCI®-TF	7.10
POWERBALL HCI®-E/P	7.11
POWERBALL HCI®-TT SUPER 4Y	7.12
POWERBALL HCI®-TT	7.13
POWERBALL HCI®-ET SUPER 4Y	7.14
POWERBALL HCI®-PAR20	7.15
POWERBALL HCI®-PAR30	7.16
POWERSTAR HQI®-R	7.17
POWERSTAR HQI®-T G12	7.18
POWERSTAR HQI®-TS Excellence	7.19
POWERSTAR HQI®-TS – Metal halide lamps with quartz technology for enclosed luminaires	7.20
POWERSTAR HQI®-TS – Short arc, no outer bulb for enclosed luminaires	7.21
POWERSTAR HQI®-TS – Long arc, no outer bulb for enclosed luminaires	7.22
POWERSTAR HQI®-T 1000…2000 W	7.23
POWERSTAR HQI®-T 250…400 W	7.24
POWERSTAR HQI®-E/P coated	7.25
POWERSTAR HQI®-E clear	7.26
POWERSTAR HQI®-E coated	7.27
POWERSTAR HQI®-E clear	7.28
POWERSTAR HQI®-E coated	7.29
VIALOX® NAV®-E SUPER 6Y	7.30
VIALOX® NAV®-E SUPER 4Y®	7.31
VIALOX® NAV®-E	7.32
VIALOX® NAV®-E/I	7.33
VIALOX® NAV®-E Plug-in	7.34
VIALOX® NAV®-T SUPER 6Y	7.35
VIALOX® NAV®-T SUPER 4Y®	7.36
VIALOX® NAV®-T	7.37
VIALOX® NAV®-T/I	7.38
VIALOX® NAV®-TS SUPER 4Y®	7.39
VIALOX® NAV®-TS	7.40
PLANTASTAR®-T	7.41
PLANTASTAR®-TS	7.42
Technical data	7.43
Operating instructions	7.51
Circuit diagrams	7.54
Burning positions – Bases	7.55

POWERBALL HCI®-T
Metal halide lamps with ceramic technology for enclosed luminaires

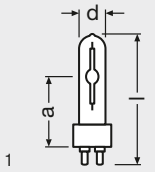

1



Product name	GTIN (EAN)	W	lm		d [mm]	l [mm]	LCL a [mm]			No.
HCI-T 35 W/830 WDL PB	4008321681850	35	3700 1)	G12	20	100	56	A+	12	1
HCI-T 35 W/942 NDL PB	4008321681898	35	3400 1)	G12	20	100	56	A+	12	1
HCI-T 70 W/830 WDL PB	4008321678430	70	7400 1)	G12	20	100	56	A+	12	1
HCI-T 70 W/942 NDL PB	4008321678522	70	6800 1)	G12	20	100	56	A+	12	1
HCI-T 100 W/830 WDL PB	4008321682963	100	11300 1)	G12	20	105	56	A+	12	1
HCI-T 100 W/942 NDL PB	4008321682987	100	10500 1)	G12	20	105	56	A+	12	1
HCI-T 150 W/830 WDL PB	4008321682055	150	15100 1)	G12	25	105	56	A+	12	1
HCI-T 150 W/942 NDL PB	4008321682079	150	14700 1)	G12	25	105	56	A+	12	1

1) In operation with electronic control gear with 70…400 Hz square-wave current.
Operation with magnetic ballast can be less efficient

Product features
- POWERBALL® ceramic technology
- Light colors: warm white (830 WDL), neutral white (942 NDL)
- Average lifetime: 15,000 hours (operation with ECG with 70…400 Hz square-wave current)
- Average lifetime: 12,000 hours (with magnetic control gear)

Product benefits
- Very high efficiency
- Good to excellent color rendering
- Very good color stability
- UV values significantly below the maximum permitted thresholds according to IEC 61167 thanks to UV filter

Areas of application
- Shop interiors, shop windows
- Shopping arcades
- Foyers, reception areas
- Museums, exhibitions
- Exhibition halls and trade fairs
- Factories and workshops
- Approved only for use in enclosed luminaires
- Outdoor applications only in suitable luminaires

References / Links
For more information on the system guarantee and the terms and conditions of the guarantee, visit www.osram.com/system-guarantee

POWERBALL HCI®-T Excellence
Metal halide lamps with ceramic technology for enclosed luminaires

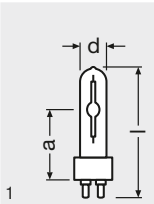

1



Product name	GTIN (EAN)	W	lm		d [mm]	l [mm]	LCL a [mm]			No.
HCI-T 35 W/930 WDL PB Excellence	4052899238640	35	4200 [2]	G12	20	100	56	A+	12	1
HCI-T 35 W/942 NDL PB Excellence [1] [3]	4052899265172	35	3800	G12	20	100	56	A+	12	1
HCI-T 50 W/930 WDL PB Excellence [1]	4052899238763	50	5500	G12	20	100	56	A+	12	1
HCI-T 70 W/930 WDL PB Excellence	4052899238725	70	8500 [2]	G12	20	100	56	A+	12	1
HCI-T 70 W/942 NDL PB Excellence [1]	4052899265080	70	7800	G12	20	100	56	A+	12	1

1) Only for operation with electronic control gear with 70…400 Hz square-wave current
2) In operation with electronic control gear with 70…400 Hz square-wave current. Operation with magnetic ballast can be less efficient
3) In preparation; data preliminary

Product features
- POWERBALL® ceramic technology
- Light color: warm white (930 WDL), neutral white (942 NDL)
- Color rendering index R_a: ≥ 90
- Average lifetime: 20,000 hours (operation with ECG with 70…400 Hz square-wave current)
- Average lifetime: 15,000 hours (with magnetic control gear)
- HCI-T 50 W as well as HCI-T 35 W/942 and HCI-T 70 W/942 only for operation with ECG with 70…400 Hz square-wave current

Product benefits
- Very high efficiency
- Excellent color rendering
- Very long lifetime
- Very good color stability
- UV values significantly below the maximum permitted thresholds according to IEC 61167 thanks to UV filter

Areas of application
- Shop interiors, shop windows
- Shopping arcades
- Foyers, reception areas
- Museums, exhibitions
- Exhibition halls and trade fairs
- Factories and workshops
- Approved only for use in enclosed luminaires
- Outdoor applications only in suitable luminaires

References / Links
For more information on the system guarantee and the terms and conditions of the guarantee, visit www.osram.com/system-guarantee

POWERBALL HCI®-T Shoplight
Metal halide lamps with ceramic technology for enclosed luminaires

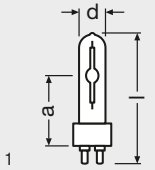

1



Product name	GTIN (EAN)	W	lm		d [mm]	l [mm]	LCL a [mm]			No.
HCI-T 35 W/930 WDL PB Shoplight	4008321681874	35	3100 [1)]	G12	20	100	56	A	12	1
HCI-T 70 W/930 WDL PB Shoplight	4008321678508	70	6800 [1)]	G12	20	100	56	A+	12	1

1) In operation with electronic control gear with 70…400 Hz square-wave current. Operation with magnetic ballast can be less efficient

Product features
- POWERBALL® ceramic technology
- Light color: warm white (930 WDL)
- Average lifetime: 15,000 hours (operation with ECG with 70…400 Hz square-wave current)
- Average lifetime: 12,000 hours (with magnetic control gear)
- Color rendering index R_a: ≥ 93

Product benefits
- Excellent color rendering
- Excellent rendering of red tones
- Very good color stability
- High efficiency
- UV values significantly below the maximum permitted thresholds according to IEC 61167 thanks to UV filter

Areas of application
- Shop interiors, shop windows
- Museums, exhibitions
- Accent lighting
- Approved only for use in enclosed luminaires
- Outdoor applications only in suitable luminaires

References / Links
For more information on the system guarantee and the terms and conditions of the guarantee, visit www.osram.com/system-guarantee

POWERBALL HCI®-TC
Metal halide lamps with ceramic technology for enclosed luminaires



1

Product name	GTIN (EAN)	W	lm		d [mm]	l [mm]	LCL a [mm]			No.
HCI-TC 20 W/830 WDL PB [1]	4008321683007	20	1700	G8.5	15	81	52	A	12	1
HCI-TC 35 W/830 WDL PB	4008321681997	35	3700 [2]	G8.5	15	81	52	A+	12	1
HCI-TC 35 W/942 NDL PB	4008321682031	35	3500 [2]	G8.5	15	81	52	A+	12	1
HCI-TC 70 W/830 WDL PB	4008321681799	70	7200 [2]	G8.5	15	81	52	A+	12	1
HCI-TC 70 W/942 NDL PB	4008321681836	70	6800 [2]	G8.5	15	81	52	A+	12	1

1) Only for operation with electronic control gear with 70…400 Hz square-wave current
2) In operation with electronic control gear with 70…400 Hz square-wave current. Operation with magnetic ballast can be less efficient

Product features
- POWERBALL® ceramic technology
- Light colors: warm white (830 WDL), neutral white (942 NDL)
- Average lifetime: 15,000 hours (operation with ECG with 70…400 Hz square-wave current)
- Average lifetime: 12,000 hours (with magnetic control gear)
- HCI-TC 20 W only for operation with ECG with 70…400 Hz square-wave current

Product benefits
- Very high efficiency
- Good to excellent color rendering
- Very good color stability
- UV values significantly below the maximum permitted thresholds according to IEC 61167 thanks to UV filter

Areas of application
- Shop interiors, shop windows
- Shopping arcades
- Foyers, reception areas
- Museums, exhibitions
- Accent lighting
- Decorative lighting
- Approved only for use in enclosed luminaires
- Outdoor applications only in suitable luminaires

References / Links
For more information on the system guarantee and the terms and conditions of the guarantee, visit www.osram.com/system-guarantee

POWERBALL HCI®-TC Excellence
Metal halide lamps with ceramic technology for enclosed luminaires

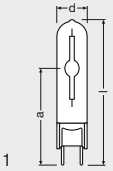

1



Product name	GTIN (EAN)	W	lm		d [mm]	l [mm]	LCL a [mm]			No.
HCI-TC 35 W/930 WDL PB Excellence	4052899238664	35	4200 [2]	G8.5	15	81	52	A+	12	1
HCI-TC 35 W/942 NDL PB Excellence [1] [3]	4052899265196	35	3800	G8.5	15	81	52	A+	12	1
HCI-TC 50 W/930 WDL PB Excellence [1]	4052899238787	50	5400	G8.5	15	81	52	A+	12	1
HCI-TC 70 W/930 WDL PB Excellence	4052899238749	70	8300 [2]	G8.5	15	81	52	A+	12	1
HCI-TC 70 W/942 NDL PB Excellence [1]	4052899265103	70	7700	G8.5	15	81	52	A+	12	1

1) Only for operation with electronic control gear with 70…400 Hz square-wave current
2) In operation with electronic control gear with 70…400 Hz square-wave current. Operation with magnetic ballast can be less efficient
3) In preparation; data preliminary

Product features
- POWERBALL® ceramic technology
- Light color: warm white (930 WDL), neutral white (942 NDL)
- Color rendering index R_a: ≥ 90
- Average lifetime: 20,000 hours (operation with ECG with 70…400 Hz square-wave current)
- Average lifetime: 15,000 hours (with magnetic control gear)
- HCI-TC 50 W as well as HCI-TC 35 W/942 and HCI-TC 70 W/942 only for operation with ECG with 70…400 Hz square-wave current

Product benefits
- Very high efficiency
- Excellent color rendering
- Very long lifetime
- Very good color stability
- UV values significantly below the maximum permitted thresholds according to IEC 61167 thanks to UV filter

Areas of application
- Shop interiors, shop windows
- Shopping arcades
- Foyers, reception areas
- Museums, exhibitions
- Accent lighting
- Decorative lighting
- Approved only for use in enclosed luminaires
- Outdoor applications only in suitable luminaires

References / Links
For more information on the system guarantee and the terms and conditions of the guarantee, visit www.osram.com/system-guarantee

POWERBALL HCI®-TC Shoplight
Metal halide lamps with ceramic technology for enclosed luminaires

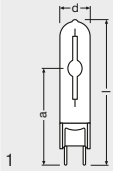

1



Product name	GTIN (EAN)	W	lm		d [mm]	l [mm]	LCL a [mm]			No.
HCI-TC 35 W/930 WDL PB Shoplight	4008321682017	35	3100 [1]	G8.5	15	81	52	A	12	1
HCI-TC 70 W/930 WDL PB Shoplight	4008321681812	70	6800 [1]	G8.5	15	81	52	A+	12	1

1) In operation with electronic control gear with 70…400 Hz square-wave current.
Operation with magnetic ballast can be less efficient

Product features
- POWERBALL® ceramic technology
- Light color: warm white (930 WDL)
- Average lifetime: 15,000 hours (operation with ECG with 70…400 Hz square-wave current)
- Average lifetime: 12,000 hours (with magnetic control gear)
- Color rendering index R_a: ≥ 93

Product benefits
- Excellent color rendering
- Very good rendering of red tones
- Very good color stability
- High efficiency
- UV values significantly below the maximum permitted thresholds according to IEC 61167 thanks to UV filter

Areas of application
- Shop interiors, shop windows
- Museums, exhibitions
- Accent lighting
- Decorative lighting
- Approved only for use in enclosed luminaires
- Outdoor applications only in suitable luminaires

References / Links
For more information on the system guarantee and the terms and conditions of the guarantee, visit www.osram.com/system-guarantee

POWERBALL HCI®-TS
Metal halide lamps with ceramic technology for enclosed luminaires

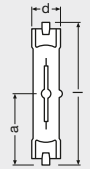

1



Product name	GTIN (EAN)	W	lm		d [mm]	l [mm]	LCL a [mm]			No.
HCI-TS 70 W/830 WDL PB	4008321688309	70	7000 [1)]	RX7s	20	120	60	A+	12	1
HCI-TS 70 W/942 NDL PB	4008321688361	70	6700 [1)]	RX7s	20	120	60	A+	12	1
HCI-TS 150 W/830 WDL PB	4008321679857	150	15000 [1)]	RX7s-24	23	138	69	A+	12	1
HCI-TS 150 W/942 NDL PB	4008321679871	150	14800 [1)]	RX7s-24	23	138	69	A+	12	1

1) In operation with electronic control gear with 70…400 Hz square-wave current.
Operation with magnetic ballast can be less efficient

Product features
- POWERBALL® ceramic technology
- Light colors: warm white (830 WDL), neutral white (942 NDL)
- Average lifetime: 15,000 hours (operation with ECG with 70…400 Hz square-wave current)
- Average lifetime: 12,000 hours (with magnetic control gear)

Product benefits
- Very high efficiency
- Good to excellent color rendering
- Very good color stability
- UV values significantly below the maximum permitted thresholds to according IEC 61167 thanks to UV filter

Areas of application
- Shopping arcades
- Foyers, reception areas
- Museums, exhibitions
- Exhibition halls and trade fairs
- Factories and workshops
- Buildings, monuments, bridges
- Approved only for use in enclosed luminaires
- Outdoor applications only in suitable luminaires

References / Links
For more information on the system guarantee and the terms and conditions of the guarantee, visit www.osram.com/system-guarantee

POWERBALL HCI®-TS Excellence
Metal halide lamps with ceramic technology for enclosed luminaires

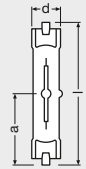

1



Product name	GTIN (EAN)	W	lm		d [mm]	l [mm]	LCL a [mm]			No.
HCI-TS 70 W/930 WDL PB Excellence	4052899262737	70	8400 [2]	RX7s	22	120	60	A+	12	1
HCI-TS 70 W/942 NDL PB Excellence [1]	4052899951174	70	7300	RX7s	22	120	60	A+	12	1

1) Only for operation with electronic control gear with 70…400 Hz square-wave current
2) In operation with electronic control gear with 70…400 Hz square-wave current. Operation with magnetic ballast can be less efficient

Product features
- POWERBALL® ceramic technology
- Light color: warm white (930 WDL)
- Color rendering index R_a: ≥ 90
- Average lifetime: 20,000 hours (operation with ECG with 70…400 Hz square-wave current)
- Average lifetime: 15,000 hours (with magnetic control gear)

Product benefits
- Very high efficiency
- Excellent color rendering
- Very long lifetime
- Very good color stability
- UV values significantly below the maximum permitted thresholds according to IEC 61167 thanks to UV filter

Areas of application
- Shopping arcades
- Foyers, reception areas
- Museums, exhibitions
- Exhibition halls and trade fairs
- Factories and workshops
- Buildings, monuments, bridges
- Approved only for use in enclosed luminaires
- Outdoor applications only in suitable luminaires

References / Links
For more information on the system guarantee and the terms and conditions of the guarantee, visit www.osram.com/system-guarantee

POWERBALL HCI®-TF
Metal halide lamps with ceramic technology for enclosed luminaires

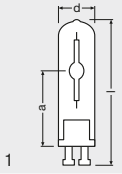

1



Product name	GTIN (EAN)	W	lm		d [mm]	l [mm]	LCL a [mm]			No.
HCI-TF 20 W/830 WDL PB [1]	4008321683045	20	1700	GU6.5	13	57	30	A	12	1
HCI-TF 35 W/930 WDL PB [1]	4008321683021	35	3600	GU6.5	13	57	30	A+	12	1

1) Only for operation with electronic control gear with 70…400 Hz square-wave current

Product features
- POWERBALL® ceramic technology
- Light color: warm white (830 WDL, 930 WDL)
- Average lifetime: 15,000 hours
- Only for operation with ECG with 70…400 Hz square-wave current
- Twist and Lock base

Product benefits
- High efficiency
- Good to excellent color rendering
- Very good color stability
- Easy relamping thanks to Twist and Lock base
- UV values significantly below the maximum permitted thresholds according to IEC 61167 thanks to UV filter

Areas of application
- Shop interiors, shop windows
- Shopping arcades
- Foyers, reception areas
- Museums, exhibitions
- Accent lighting
- Decorative lighting
- Approved only for use in enclosed luminaires
- Outdoor applications only in suitable luminaires

References / Links
For more information on the system guarantee and the terms and conditions of the guarantee, visit www.osram.com/system-guarantee

POWERBALL HCI®-E/P
Metal halide lamps for open and enclosed luminaires

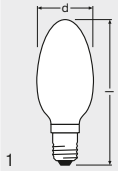

1



Product name	GTIN (EAN)	W	lm		d [mm]	l [mm]			No.
HCI-E/P 35 W/830 WDL PB coated	4008321692801	35	3500	E27	54	138	A+	12	1
HCI-E/P 50 W/830 WDL PB coated	4008321338488	50	4000	E27	54	138	A	12	1
HCI-E/P 70 W/830 WDL PB coated	4008321692825	70	7200	E27	54	138	A+	12	1
HCI-E/P 100 W/830 WDL PB coated	4008321692849	100	10000	E27	54	138	A+	12	1
HCI-E/P 150 W/830 WDL PB coated	4008321692863	150	15000	E27	54	138	A+	12	1

Product features
- POWERBALL® ceramic technology
- Light color: warm white (830 WDL)
- Average lifetime: 12,000 hours
- From April 2017 on: with extended lifetime, the products remain compliant with EU Regulation 245/2009

Product benefits
- Very high efficiency
- Simple lamp installation/replacement in open luminaires
- Good color rendering
- Very good color stability
- UV values significantly below the maximum permitted thresholds according to IEC 61167 thanks to UV filter

Areas of application
- Shop interiors, shop windows
- Shopping arcades
- Foyers, reception areas
- Museums, exhibitions
- Exhibition halls and trade fairs
- Streets
- Pedestrian zones, public squares
- Parks and gardens
- Suitable for use in open and enclosed luminaires
- Outdoor applications only in suitable luminaires

References / Links
For more information on the system guarantee and the terms and conditions of the guarantee, visit www.osram.com/system-guarantee

POWERBALL HCI®-TT SUPER 4Y

Metal halide lamps with ceramic technology for enclosed luminaires

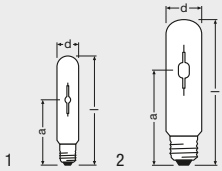



Product name	GTIN (EAN)	W	lm		d [mm]	l [mm]	LCL a [mm]			No.
HCI-TT 35 W/830 SUPER 4Y	4052899925007	35	4200	E27	32	155	102	A+	12	1
HCI-TT 50 W/830 SUPER 4Y	4052899108035	50	6100	E27	32	156	102	A+	12	1
HCI-TT 70 W/830 SUPER 4Y	4052899044715	70	8000	E27	32	156	102	A+	12	1
HCI-TT 100 W/830 SUPER 4Y	4052899108097	100	12000	E40	47	210	132	A+	12	2
HCI-TT 150 W/830 SUPER 4Y	4052899925014	150	17300	E40	47	210	132	A+	12	2
HCI-TT 250 W/830 SUPER 4Y	4052899081826	250	32000	E40	47	226	158	A+	12	2

Product features

- White light due to POWERBALL® ceramic technology
- Light color: warm white (830 WDL)
- Extended service lifetime: 4 years (at approx. 11 h/day)
- Very high luminous efficacy: up to 125 lm/W
- Lamp survival factor: 95 % after 16,000 hours burning time
- Average lifetime: up to 24,000 hours
- ErP-compliant according to EU Regulation 245/2009

Product benefits

- Up to 15 % higher lumen maintenance factor compared to HCI-TT standard lamps
- Up to 30 % higher luminous efficacy for lamps ≤ 100 W (compared to NAV®-T Super 4Y/6Y)
- Good color rendering
- Operation in existing HPS installations possible, as ignition voltage of IEC 60662 is met
- Energy savings of up to 70 % when replacing inefficient mercury vapor lamps (HQL)
- Dimmable on conventional control gears and electronic control gears
- Optimum energy efficiency on POWERTRONIC® PTo 3DIM ECGs
- UV values significantly below the maximum permitted thresholds according to IEC 61167 thanks to UV filter

Areas of application

- Streets
- Outdoor lighting
- Industrial installations
- Exhibition halls and trade fairs
- Approved only for use in enclosed luminaires
- Outdoor applications only in suitable luminaires

References / Links

For more information on the system guarantee and the terms and conditions of the guarantee, visit www.osram.com/system-guarantee

Safety advice

Where possible, use a timer igniter (switch-off time of at least 15 minutes). Otherwise, switch off the luminaire for at least 15 minutes if a brief interruption has occurred to the mains voltage supply.

POWERBALL HCI®-TT
Metal halide lamps with ceramic technology for enclosed luminaires

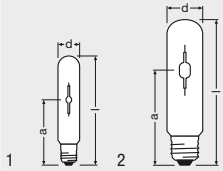



Product name	GTIN (EAN)	W	lm		d [mm]	l [mm]	LCL a [mm]			No.
HCI-TT 70 W/942 NDL PB	4008321688972	70	6850	E27	32	155	102	A+	12	1
HCI-TT 100 W/842 NDL PB	4052899184077	100	9500	E40	47	210	132	A+	12	2
HCI-TT 150 W/942 NDL PB	4008321689016	150	15600	E40	47	210	132	A+	12	2
HCI-TT 250 W/942 NDL PB	4008321688996	250	26100	E40	47	226	158	A+	12	2

Product features
- White light due to POWERBALL® ceramic technology
- Light color: neutral white (942 NDL)
- Lamp survival factor: 95 % after 12,000 hours burning time

Product benefits
- Very long lifetime
- High luminous efficacy
- Very good color rendering
- Operation in existing HPS installations possible, as ignition voltage of IEC 60662 is met
- Energy savings of up to 70 % when replacing inefficient mercury vapor lamps (HQL)
- Dimmable on conventional control gears and electronic control gears
- Optimum energy efficiency on POWERTRONIC® PTo 3DIM ECGs
- UV values significantly below the maximum permitted thresholds according to IEC 61167 thanks to UV filter

Areas of application
- Streets
- Outdoor lighting
- Industrial installations
- Exhibition halls and trade fairs
- Approved only for use in enclosed luminaires
- Outdoor applications only in suitable luminaires

References / Links
For more information on the system guarantee and the terms and conditions of the guarantee, visit www.osram.com/system-guarantee

Safety advice
Where possible, use a timer igniter (switch-off time of at least 15 minutes). Otherwise, switch off the luminaire for at least 15 minutes if a brief interruption has occurred to the mains voltage supply.

POWERBALL HCI®-ET SUPER 4Y
Metal halide lamps with ceramic technology for enclosed luminaires

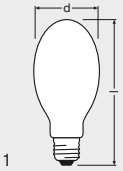

1



Product name	GTIN (EAN)	W	lm		d [mm]	l [mm]			No.
HCI-ET 35 W/830 SUPER 4Y	4052899924994	35	4200	E27	71	156	A+	24	1
HCI-ET 50 W/830 SUPER 4Y	4052899108073	50	6100	E27	71	156	A+	24	1
HCI-ET 70 W/830 SUPER 4Y	4052899044753	70	7900	E27	71	156	A+	24	1

Product features
- White light due to POWERBALL® ceramic technology
- Light color: warm white (830 WDL)
- Extended service lifetime: 4 years (at approx. 11 h/day)
- Very high luminous efficacy: up to 110 lm/W
- Lamp survival factor: 95 % after 16,000 hours burning time
- Average lifetime: up to 24,000 hours
- ErP-compliant according to EU Regulation 245/2009

Product benefits
- Up to 15 % higher lumen maintenance factor compared to HCI-ET standard lamps
- Up to 30 % higher luminous efficacy for lamps ≤ 100 W (compared to NAV®-T Super 4Y/6Y)
- Good color rendering
- Operation in existing HPS installations possible, as ignition voltage of IEC 60662 is met
- Energy savings of up to 70 % when replacing inefficient mercury vapor lamps (HQL)
- Dimmable on conventional control gears and electronic control gears
- Optimum energy efficiency on POWERTRONIC® PTo 3DIM ECGs
- UV values significantly below the maximum permitted thresholds according to IEC 61167 thanks to UV filter

Areas of application
- Streets
- Outdoor lighting
- Industrial installations
- Exhibition halls and trade fairs
- Approved only for use in enclosed luminaires
- Outdoor applications only in suitable luminaires

References / Links
For more information on the system guarantee and the terms and conditions of the guarantee, visit www.osram.com/system-guarantee

Safety advice
Where possible, use a timer igniter (switch-off time of at least 15 minutes). Otherwise, switch off the luminaire for at least 15 minutes if a brief interruption has occurred to the mains voltage supply.

POWERBALL HCI®-PAR20
Metal halide lamps for open and enclosed luminaires

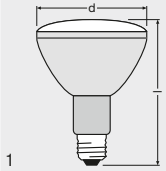

1



Product name	GTIN (EAN)	W	cd	∠°		d [mm]	l [mm]			No.
HCI-PAR20 35 W/830 WDL PB SP	4008321970756	35	22000	10	E27	65	96	B	12	1
HCI-PAR20 35 W/830 WDL PB FL	4008321970794	35	5000	30	E27	65	96	B	12	1

Product features
- POWERBALL® ceramic technology
- Integrated reflector
- Light color: warm white (830 WDL)
- Average lifetime: 12,000 hours

Product benefits
- Very high efficiency
- Simple lamp installation/replacement in open luminaires
- Optimum emission
- Good color rendering
- Very good color stability
- UV values significantly below the maximum permitted thresholds according to IEC 61167 thanks to UV filter

Areas of application
- Shop interiors, shop windows
- Shopping arcades
- Museums, exhibitions
- Industry
- Parks and gardens
- Buildings, monuments, bridges
- Suitable for use in open and enclosed luminaires
- Outdoor applications only in suitable luminaires

References / Links
For more information on the system guarantee and the terms and conditions of the guarantee, visit www.osram.com/system-guarantee

POWERBALL HCI®-PAR30
Metal halide lamps for open and enclosed luminaires

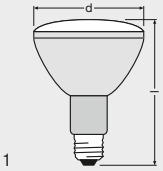

1



Product name	GTIN (EAN)	W	cd	°		d [mm]	l [mm]			No.
HCI-PAR30 35 W/830 WDL PB SP	4008321970831	35	45000	10	E27	97	125	A	6	1
HCI-PAR30 35 W/830 WDL PB FL	4008321970855	35	8000	30	E27	97	125	A	6	1
HCI-PAR30 70 W/930 WDL PB SP	4052899950900	70	60000	10	E27	97	125	A	6	1
HCI-PAR30 70 W/930 WDL PB FL	4052899950924	70	12000	30	E27	97	125	A	6	1

Product features
- POWERBALL® ceramic technology
- Integrated reflector
- Light colors: warm white (830 WDL, 930 WDL)
- Average lifetime: 15,000 hours

Product benefits
- Very high efficiency
- Simple lamp installation/replacement in open luminaires
- Optimum emission
- Good to excellent color rendering
- Very good color stability
- UV values significantly below the maximum permitted thresholds according to IEC 61167 thanks to UV filter

Areas of application
- Shop interiors, shop windows
- Shopping arcades
- Museums, exhibitions
- Industry
- Parks and gardens
- Buildings, monuments, bridges
- Suitable for use in open and enclosed luminaires
- Outdoor applications only in suitable luminaires

References / Links
For more information on the system guarantee and the terms and conditions of the guarantee, visit www.osram.com/system-guarantee

POWERSTAR HQI®-R
Metal halide lamps with quartz technology for enclosed luminaires



Product name	GTIN (EAN)	W	lm–Tb	a	d [mm]	l [mm]		No.
HQI-R 150 W/NDL/FO	4008321691262	150	5200 / 1850 [1)]	75	95,8	93	12	1

1) At 25 mm / At 10 mm

Product features
- POWERSTAR® quartz technology
- Light color: neutral white (NDL)
- Average lifetime: 9,000 hours

Product benefits
- For compact optical systems with high efficiency
- Optimum adjustment
- Low thermal load on the light guide
- Long lifetime
- Simple relamping
- UV values significantly below the maximum permitted thresholds according to IEC 61167 thanks to UV filter

Areas of application
- Light guide systems
- Approved only for use in enclosed luminaires
- Outdoor applications only in suitable luminaires

POWERSTAR HQI®-T G12
Metal halide lamps with quartz technology for enclosed luminaires

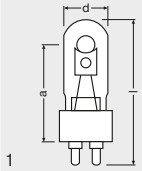

1



Product name	GTIN (EAN)	W	lm		d [mm]	l [mm]	LCL a [mm]			No.
HQI-T 70 W/WDL	4008321974341	70	5300	G12	25	84	56	A	12	1
HQI-T 70 W/NDL UVS	4008321974327	70	5800	G12	25	84	56	A	12	1
HQI-T 150 W/WDL UVS	4008321974389	150	13000	G12	25	84	56	A+	12	1
HQI-T 150 W/NDL UVS	4008321974365	150	13000	G12	25	84	56	A+	12	1

Product features
- POWERSTAR® quartz technology
- Light colors: warm white (WDL), neutral white (NDL)
- Average lifetime: 9,000 hours

Product benefits
- High efficiency
- Good to excellent color rendering
- UV values significantly below the maximum permitted thresholds according to IEC 61167 thanks to UV filter

Areas of application
- Shopping arcades
- Exhibition halls and trade fairs
- Factories and workshops
- Pedestrian zones, public squares
- Buildings, monuments, bridges
- Approved only for use in enclosed luminaires
- Outdoor applications only in suitable luminaires

POWERSTAR HQI®-TS Excellence
Metal halide lamps with quartz technology for enclosed luminaires

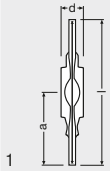



Product name	GTIN (EAN)	W	lm		d [mm]	l [mm]	LCL a [mm]			No.
HQI-TS 70 W/WDL	4008321678300	70	5925	RX7s	19	117	57	A	12	1
HQI-TS 70 W/NDL	4008321678324	70	6500	RX7s	19	117	57	A	12	1
HQI-TS 70 W/D	4008321678348	70	6200	RX7s	19	117	57	A	12	1
HQI-TS 70 W/CD	4008321624758	70	5530	RX7s	19	117	57	A	12	1
HQI-TS 150 W/WDL	4008321678362	150	12000	RX7s-24	23	135	66	A	12	1
HQI-TS 150 W/NDL	4008321678386	150	12500	RX7s-24	23	135	66	A	12	1
HQI-TS 150 W/D	4008321678409	150	13000	RX7s-24	23	135	66	A+	12	1
HQI-TS 150 W/CD	4008321624789	150	12500	RX7s-24	23	135	66	A	12	1

Product features
- POWERSTAR® quartz technology
- Light colors: warm white (WDL), neutral white (NDL), daylight (D), cool daylight (CD)
- Average lifetime: 12,000 hours

Product benefits
- High efficiency
- Uniform distribution of light
- Good to excellent color rendering
- Long lifetime
- Hot restrike capable
- UV values significantly below the maximum permitted thresholds according to IEC 61167 thanks to UV filter

Areas of application
- Shop interiors, shop windows
- Shopping arcades
- Foyers, reception areas
- Buildings, monuments, bridges
- Museums, exhibitions
- Exhibition halls and trade fairs
- Pedestrian zones, public squares
- Parks and gardens
- Approved only for use in enclosed luminaires
- Outdoor applications only in suitable luminaires

References / Links
For more information on the system guarantee and the terms and conditions of the guarantee, visit www.osram.com/system-guarantee

POWERSTAR HQI®-TS –
Metal halide lamps with quartz technology for enclosed luminaires

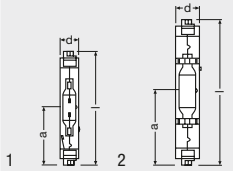



Product name	GTIN (EAN)	W	lm		d [mm]	l [mm]	LCL a [mm]			No.
HQI-TS 250 W/WDL	4008321689177	250	22000	Fc2	25	162	81	A+	12	1
HQI-TS 250 W/NDL UVS	4008321766878	250	20000	Fc2	25	162	81	A	12	1
HQI-TS 250 W/D UVS	4008321689139	250	21500	Fc2	25	162	81	A+	12	1
HQI-TS 400 W/NDL [1)]	4008321689214	400	36000	Fc2	33	206	103	A+	12	2
HQI-TS 400 W/D [2)]	4008321689191	400	35000	Fc2	33	206	103	A	12	2

1) Operate only with NAV® control gear
2) With NAV® control gear

Product features
- POWERSTAR® quartz technology
- Light colors: warm white (WDL), neutral white (NDL), daylight (D)

Product benefits
- High efficiency
- Uniform distribution of light
- Good to excellent color rendering
- Long lifetime
- Hot restrike capable
- UV values significantly below the maximum permitted thresholds according to IEC 61167 thanks to UV filter

Areas of application
- Foyers, reception areas
- Factory and hall lighting with low-cost installations
- Exhibition halls and trade fairs
- Sports halls and multi-purpose halls
- Pedestrian zones, public squares
- Parks and gardens
- Buildings, monuments, bridges
- Approved only for use in enclosed luminaires
- Outdoor applications only in suitable luminaires

POWERSTAR HQI®-TS –
Short arc, no outer bulb for enclosed luminaires

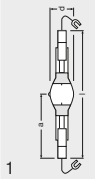
1

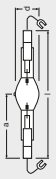
2



Product name	GTIN (EAN)	W	lm		d [mm]	l [mm]	LCL a [mm]			No.
HQI-TS 1000 W/NDL/S UVS	4008321591944	1000	90000	K12s-36	41	187	93	A+	10	1
HQI-TS 1000 W/D/S PRO	4008321525475	1000	90000	K12s-36	41	187	93	A+	10	1
HQI-TS 2000 W/NDL/S	4008321525499	2000	222000	K12s-36	41	187	93	A+	10	1
HQI-TS 2000 W/D/S	4050300271682	2000	210000	K12s-36	41	187	93	A+	10	2
HQI-TS 2000 W/D/S/HF [1)]	4008321338310	2000	230000	K12s-36	41	187	93	A+	10	2
HQI-TS 1000W/D/S ECG [2)]	4052899320635	1000	117000	K12s-36	41	187	93	A+	10	2
HQI-TS 2000 W/D/S ECG [3)]	4052899173743	2000	228000	K12s-36	41	187	93	A+	10	2

1) Only with 12.2 A control gear
2) Operation on suitable 1200 W ECG only (Schiederwerk PVG 12-20 and ignitor KZG 12-8 or KZG 20-8)
3) Operation on suitable 2000 W ECG only (Schiederwerk PVG 12-20 and ignitor KZG 12-8 or KZG 20-8)

Product features
- POWERSTAR® quartz technology
- Light colors: neutral white (NDL), daylight (D)

Product benefits
- High efficiency
- Good to excellent color rendering
- Excellent color stability
- Small loss of luminous flux over the life of the lamp
- Hot restrike capable
- Compact dimensions for small spotlights
- Good positioning thanks to K12s base

Areas of application
- Sports stadiums and floodlight systems
- Sports halls and multi-purpose halls
- Airports
- Solar simulation, material testing
- Approved only for use in enclosed luminaires
- Outdoor applications only in suitable luminaires

POWERSTAR HQI®-TS –
Long arc, no outer bulb for enclosed luminaires

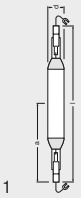
1



Product name	GTIN (EAN)	W	lm		d [mm]	l [mm]	LCL a [mm]			No.
HQI-TS 2000 W/N/L	4008321530660	2000	230000	K12s-36	40	274	137	A+	10	1

Product features
— POWERSTAR® quartz technology

Product benefits
— Very high efficiency
— Very high luminous flux
— Long lifetime
— May be operated on conventional igniters and control gear
— Ideal for compact floodlights
— Good positioning thanks to K12s base

Areas of application
— Sports stadiums and floodlight systems
— Industrial installations
— Airports
— Docks and port facilities
— Marshaling yards, container transshipment facilities
— Approved only for use in enclosed luminaires
— Outdoor applications only in suitable luminaires

POWERSTAR HQI®-T 1000…2000 W
Metal halide lamps for enclosed luminaires

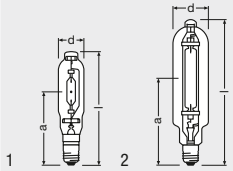



Product name	GTIN (EAN)	W	lm		d [mm]	l [mm]	LCL a [mm]			No.
HQI-T 1000 W/D	4008321527035	1000	85000	E40	76	345	220	A	6	1
HQI-T 1000 W/N	4008321528285	1000	110000	E40	76	345	220	A+	6	1
HQI-T 2000 W/N/E SUPER	4008321979063	2000	245000	E40	100	430	265	A+	4	2
HQI-T 2000 W/N/SN SUPER [1)]	4008321979087	2000	240000	E40	100	430	265	A+	4	2
HQI-T 2000 W/N 230 V [1)]	4008321979100	2000	190000	E40	100	430	265	A+	4	2
HQI-T 2000 W/D	4008321526809	2000	180000	E40	100	430	265	A+	4	2
HQI-T 2000 W/N/I [2)]	4008321665379	2000	200000	E40	100	430	265	A+	4	2
HQI-T 2000 W/D/I [2)]	4008321527011	2000	180000	E40	100	430	265	A	4	2

1) Lamp ignites at an ignition voltage of 0.9…1.3 kVs; lamps must not be operated with 4…5 kV igniters
2) Operation without external igniter

Product features
- POWERSTAR® quartz technology
- Light colors: neutral white (N), daylight (D)

Product benefits
- Output of up to 2,000 W
- High efficiency
- E40 screw base for simple lamp handling
- Long lifetime
- UV values significantly below the maximum permitted thresholds according to IEC 61167 thanks to UV filter

Areas of application
- Factories and workshops
- Sports halls and multi-purpose halls
- Industrial installations
- Airports
- Docks and port facilities
- Marshaling yards, container transshipment facilities
- Approved only for use in enclosed luminaires
- Outdoor applications only in suitable luminaires

POWERSTAR HQI®-T 250…400 W
Metal halide lamps with quartz technology for enclosed luminaires

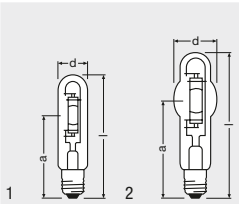



Product name	GTIN (EAN)	W	lm		d [mm]	l [mm]	LCL a [mm]			No.
HQI-T 250 W/D PRO	4008321677846	250	19000	E40	46	226	150	A	12	1
HQI-T 250 W/N/SI [1]	4050300444604	250	19000	E40	57	248	160	A	10	1
HQI-T 250 W/N PLUS [3]	4052899196919	250	22500	E40	46	248	150	A	12	1
HQI-BT 400 W/D PRO [2]	4008321677860	400	34000	E40	62	285	175	A	12	2
HQI-BT 400 W/N PLUS [2] [3]	4008321792341	400	40000	E40	62	273	175	A+	12	2
HQI-T 400 W/N [2]	4008321526786	400	40000	E40	46	273	175	A+	12	1
HQI-T 400 W/N/SI [1]	4050300376431	400	33000	E40	57	248	160	A	10	1

1) With HQI® control gear / Lamp ignites at an ignition voltage of 0.9…1.3 kVs; lamps must not be operated with 4…5 kV igniters
2) With NAV® control gear
3) In preparation

Product features
- POWERSTAR® quartz technology
- Light colors: neutral white (N), daylight (D)

Product benefits
- Output of up to 400 W
- High efficiency
- Long lifetime
- E40 screw base for simple lamp handling
- UV values significantly below the maximum permitted thresholds according to IEC 61167 thanks to UV filter

Areas of application
- Factories and workshops
- Sports halls and multi-purpose halls
- Industrial installations
- Docks and port facilities
- Marshaling yards, container transshipment facilities
- Buildings, monuments, bridges
- Approved only for use in enclosed luminaires
- Outdoor applications only in suitable luminaires

POWERSTAR HQI®-E/P coated
Metal halide lamps for open and enclosed luminaires

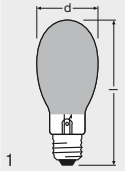

1



Product name	GTIN (EAN)	W	lm		d [mm]	l [mm]			No.
HQI-E/P 250 W/D CO	4008321677921	250	17000	E40	91	226	A	12	1
HQI-E/P 400 W/D CO [1)]	4008321677945	400	32000	E40	122	290	A	12	1

1) With NAV® control gear

Product features
- POWERSTAR® quartz technology
- Light color: daylight (D)
- Average lifetime: 9,000 hours (HQI-E/P 250 W/D)
- Average lifetime: 16,000 hours (HQI-E/P 400 W/D)

Product benefits
- High efficiency
- Simple lamp installation/replacement in open luminaires
- Good to excellent color rendering
- UV values significantly below the maximum permitted thresholds according to IEC 61167 thanks to UV filter

Areas of application
- Shopping arcades
- Conference rooms, auditoriums, libraries
- Factories and workshops
- Exhibition halls and trade fairs
- Rail stations, overground and underground
- Pedestrian zones, public squares
- Suitable for use in open and enclosed luminaires
- Outdoor applications only in suitable luminaires

POWERSTAR HQI®-E clear
Metal halide lamps for open and enclosed luminaires

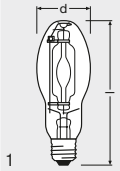

1



Product name	GTIN (EAN)	lm		d [mm]	l [mm]	LCL a [mm]			No.
HQI-E 70 W/WDL CL	4050300397788	5200	E27	55	141	89	A	20	1
HQI-E 70 W/NDL CL	4050300397825	5500	E27	55	141	89	A	20	1
HQI-E 100 W/WDL CL	4050300351537	8500	E27	55	141	89	A	20	1
HQI-E 100 W/NDL CL	4050300345871	8400	E27	55	141	89	A	20	1
HQI-E 150 W/WDL CL	4050300433974	12900	E27	55	141	89	A+	20	1
HQI-E 150 W/NDL CL	4050300434018	12500	E27	55	141	89	A	20	1

Product benefits
- E27 screw base for simple lamp handling
- Different light colors

Benefits of OSRAM UV filter technology
- Reduced material stress within the luminaire
- The UV filter on the lamp complies with the requirements of IEC 61167

Areas of application
- Shopping arcades
- Conference rooms, auditoriums, libraries
- Factories and workshops
- Exhibition halls and trade fairs
- Pedestrian zones, public squares
- Outdoor applications only in suitable luminaires

POWERSTAR HQI®-E coated
Metal halide lamps for open and enclosed luminaires



Product name	GTIN (EAN)	W	lm		d [mm]	l [mm]			No.
HQI-E 70 W/WDL CO	4050300397801	70	4700	E27	55	141	A	20	1
HQI-E 70 W/NDL CO	4050300397849	70	5100	E27	55	141	A	20	1
HQI-E 100 W/WDL CO	4050300351551	100	7900	E27	55	141	A	20	1
HQI-E 100 W/NDL CO	4050300345833	100	7700	E27	55	141	A	20	1
HQI-E 150 W/WDL CO	4050300433998	150	11000	E27	55	141	A	20	1
HQI-E 150 W/NDL CO	4050300434032	150	11000	E27	55	141	A	20	1

Product benefits
- E27 or E40 screw base for simple lamp handling
- Different light colors

Benefits of OSRAM UV filter technology
- Reduced material load within the luminaire
- The UV filter on the lamp complies with the requirements of IEC 61167

Areas of application
- Shopping arcades
- Conference rooms, auditoriums, libraries
- Factories and workshops
- Exhibition halls and trade fairs
- Rail stations, overground and underground
- Pedestrian zones, public squares
- Outdoor applications only in suitable luminaires

Safety advice
NAV® 100 W chokes and HQI® 150 W igniters are suitable for operating HQI®-E 100 W lamps.

POWERSTAR HQI®-E clear
Metal halide lamps with quartz technology for enclosed luminaires

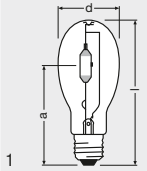

1



Product name	GTIN (EAN)	W	lm		d [mm]	l [mm]	LCL a [mm]			No.
HQI-E 400 W/N CL [1]	4008321526700	400	42000	E40	120	290	198	A+	12	1

1) With NAV® control gear

Product features
- POWERSTAR® quartz technology
- Light color: neutral white (N)

Product benefits
- Long lifetime
- E40 screw base for simple lamp handling
- UV values significantly below the maximum permitted thresholds according to IEC 61167 thanks to UV filter

Areas of application
- Factories and workshops
- Exhibition halls and trade fairs
- Sports halls and multi-purpose halls
- Approved only for use in enclosed luminaires
- Outdoor applications only in suitable luminaires

POWERSTAR HQI®-E coated
Metal halide lamps with quartz technology for enclosed luminaires

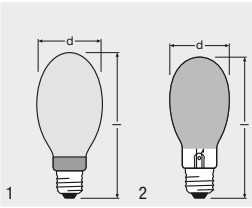



Product name	GTIN (EAN)	W	lm		d [mm]	l [mm]			No.
HQI-E 250 W/N/SI CO [1]	4050300444628	250	20500	E40	90	216	A	6	1
HQI-E 250 W/D PRO	4008321677907	250	18000	E40	90	226	A	12	1
HQI-E 250W/N PLUS [3]	4052899197527	250	22500	E40	89	220	A	12	1
HQI-E 400 W/N/SI CO [1]	4008321302342	400	36500	E40	118	297	A+	6	1
HQI-E 400 W/N CO [2]	4008321526724	400	40000	E40	120	290	A+	12	1
HQI-E 400 W/D PRO [2]	4008321677884	400	34000	E40	120	290	A	12	1
HQI-E 400W/N PLUS [2] [3]	4008321792389	400	40000	E40	120	290	A+	12	1
HQI-E 1000 W/N	4008321528261	1000	100000	E40	165	380	A+	6	2

1) Lamp ignites at an ignition voltage of 0.9…1.3 kVs; lamps must not be operated with 4…5 kV igniters
2) With NAV® control gear
3) In preparation

Product features
- POWERSTAR® quartz technology
- Light colors: neutral white (NDL), daylight (D)

Product benefits
- Long lifetime
- Good to excellent color rendering
- E40 screw base for simple lamp handling
- UV values significantly below the maximum permitted thresholds according to IEC 61167 thanks to UV filter

Areas of application
- Factories and workshops
- Exhibition halls and trade fairs
- Sports halls and multi-purpose halls
- Approved only for use in enclosed luminaires
- Outdoor applications only in suitable luminaires

VIALOX® NAV®-E SUPER 6Y
High-pressure sodium vapor lamps for open and enclosed luminaires

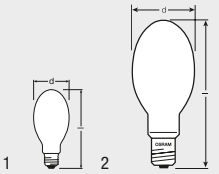



Product name	GTIN (EAN)	W	lm		d [mm]	l [mm]			No.
NAV-E 50 W SUPER 6Y [1]	4052899925052	50	4000	E27	71	156	A	24	1
NAV-E 70 W SUPER 6Y [1]	4008321843128	70	6300	E27	71	156	A+	24	1
NAV-E 100 W SUPER 6Y [1]	4008321843142	100	10400	E40	76	183	A+	12	2
NAV-E 150 W SUPER 6Y [1]	4008321843166	150	17000	E40	91	226	A+	12	2
NAV-E 250 W SUPER 6Y [1]	4052899179325	250	31600	E40	91	226	A+	12	2
NAV-E 400 W SUPER 6Y [1]	4052899179349	400	56500	E40	22	290	A++	12	2

1) Important: Before replacing NAV® standard lamps in existing installations, check that the igniters are suitable

Product features
- Lamp survival factor: 95 % after 24,000 hours burning time
- Very long average lifetime: up to 48,000 hours
- Lamp maintenance factor: ≥ 80 % after 24,000 hours burning time (according to DIN 13201)
- Extended service lifetime: 6 years (at approx. 11 h/day)
- ErP-compliant according to EU Regulation 245/2009

Product benefits
- Very long lifetime
- Very high luminous efficacy
- Up to 50 % longer lifetime than lamps of NAV® SUPER 4Y® family
- Very good luminous flux maintenance throughout the life of the lamp
- Energy savings of up to 50 % when replacing inefficient mercury vapor lamps (HQL)
- Optimum energy efficiency on POWERTRONIC® PTo 3DIM ECGs
- Dimmable on conventional control gears and electronic control gears

Areas of application
- Streets
- Outdoor lighting
- Industrial installations
- Suitable for use in open and enclosed luminaires
- Outdoor applications only in suitable luminaires

References / Links
For more information on the system guarantee and the terms and conditions of the guarantee, visit www.osram.com/system-guarantee

VIALOX® NAV®-E SUPER 4Y®

High-pressure sodium vapor lamps for open and enclosed luminaires

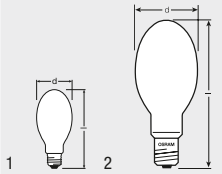



Product name	GTIN (EAN)	W	lm		d [mm]	l [mm]			No.
NAV-E 50 W SUPER 4Y [1]	4008321356024	50	4000	E27	71	156	A	24	1
NAV-E 70 W SUPER 4Y [1]	4008321356048	70	6600	E27	71	156	A+	24	1
NAV-E 100 W SUPER 4Y [1]	4050300015774	100	10400	E40	76	183	A+	12	2
NAV-E 150 W SUPER 4Y [1]	4050300024370	150	17000	E40	91	226	A+	12	2
NAV-E 250 W SUPER 4Y [1]	4050300024387	250	31600	E40	91	226	A+	12	2
NAV-E 400 W SUPER 4Y [1]	4050300024394	400	56500	E40	122	290	A++	12	2

1) Important: Before replacing NAV® standard lamps in existing installations, check that the igniters are suitable

Product features

- Lamp survival factor: 95 % after 16,000 hours burning time
- Average lifetime: up to 32,000 hours
- Lamp maintenance factor: ≥ 80 % after 16,000 hours burning time (according to DIN 13201)
- ErP-compliant according to EU Regulation 245/2009
- Service lifetime: 4 years (at approx. 11 h/day)

Product benefits

- Long lifetime
- Very high luminous efficacy
- Very good luminous flux maintenance throughout the life of the lamp
- Energy savings of up to 50 % when replacing inefficient mercury vapor lamps (HQL)
- Optimum energy efficiency on POWERTRONIC® PTo 3DIM ECGs
- Dimmable on conventional control gears and electronic control gears

Areas of application

- Streets
- Outdoor lighting
- Industrial installations
- Suitable for use in open and enclosed luminaires
- Outdoor applications only in suitable luminaires

References / Links

For more information on the system guarantee and the terms and conditions of the guarantee, visit www.osram.com/system-guarantee

VIALOX® NAV®-E
High-pressure sodium vapor lamps for open and enclosed luminaires

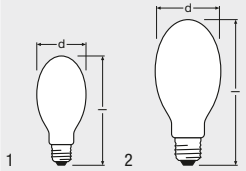



Product name	GTIN (EAN)	W	lm		d [mm]	l [mm]			No.
NAV-E 50 W/E E27 [1]	4050300015750	50	3600	E27	71	156	A	24	1
NAV-E 70 W/E E27 [1]	4050300015767	70	5900	E27	71	156	A	24	1
NAV-E 1000 W E40 [1]	4050300015644	1000	130000	E40	165	355	A+	6	2

1) ErP-compliant according to EU Regulation 245/2009

Product features
- Service lifetime: 3 years (at approx. 11 h/day)
- Average lifetime: up to 24,000 hours

Product benefits
- High luminous efficacy

Areas of application
- Streets
- Outdoor lighting
- Industrial installations
- Suitable for use in open and enclosed luminaires
- Outdoor applications only in suitable luminaires

VIALOX® NAV®-E/I
High-pressure sodium vapor lamps with internal igniter

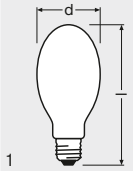



Product name	GTIN (EAN)	W	lm		d [mm]	l [mm]			No.
NAV-E 50 W/I E27 [1]	4050300015583	50	3600	E27	71	156	A	24	1
NAV-E 70 W/I E27 [1]	4050300015590	70	5900	E27	71	156	A	24	1

1) Operate only with NAV® control gear.
No igniter required

Product features
- Service lifetime: 3 years (at approx. 11 h/day)
- Average lifetime: up to 24,000 hours
- ErP-compliant according to EU Regulation 245/2009

Product benefits
- High luminous efficacy

Areas of application
- Streets
- Outdoor lighting
- Industrial installations
- Suitable for use in open and enclosed luminaires
- Outdoor applications only in suitable luminaires

VIALOX® NAV®-E Plug-in
High-pressure sodium vapor lamps for open and enclosed luminaires

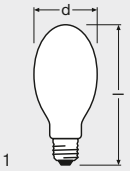

1



Product name	GTIN (EAN)	W	lm		d [mm]	l [mm]			No.
NAV-E 68 W E27 1)	4008321345462	68	5600	E27	71	156	A	24	1

1) ErP-compliant according to EU Regulation 245/2009

Product benefits
— No modifications to existing luminaire components required

Areas of application
— Streets
— Outdoor lighting
— Industrial installations
— Luminaires that use HQL® 80 W mercury vapor lamps
— Suitable for use in open and enclosed luminaires
— Outdoor applications only in suitable luminaires

Safety advice
Control gear must be suitable for the higher operating current of the NAV® Plug-in lamps. The maximum permissible winding temperature as defined in VDE and IEC specifications must not be exceeded. In case of doubt, consult the manufacturer of the luminaire or control gear.

VIALOX® NAV®-T SUPER 6Y
High-pressure sodium vapor lamps for open and enclosed luminaires

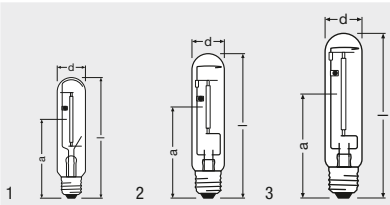



Product name	GTIN (EAN)	W	lm		d [mm]	l [mm]	LCL a [mm]			No.
NAV-T 50 W SUPER 6Y [1]	4052899925069	50	4200	E27	39	156	104	A	12	1
NAV-T 70 W SUPER 6Y [1]	4008321843067	70	6600	E27	39	156	104	A+	12	1
NAV-T 100 W SUPER 6Y [1]	4008321843081	100	10700	E40	47	210	132	A+	12	2
NAV-T 150 W SUPER 6Y [1]	4008321843104	150	17500	E40	47	210	132	A+	12	3
NAV-T 250 W SUPER 6Y [1]	4052899047129	250	33200	E40	47	257	158	A+	12	3
NAV-T 400 W SUPER 6Y [1]	4052899047143	400	56500	E40	47	285	175	A++	12	3
NAV-T 600 W SUPER 6Y [1]	4052899095878	600	90000	E40	47	285	175	A++	12	3

1) Important: Before replacing NAV® standard lamps in existing installations, check that the igniters are suitable

Product features
- Lamp survival factor: 95 % after 24,000 hours burning time
- Very long average lifetime: up to 48,000 hours
- Lamp maintenance factor: ≥ 80 % after 24,000 hours burning time (according to DIN 13201)
- Extended service lifetime: 6 years (at approx. 11 h/day)
- ErP-compliant according to EU Regulation 245/2009

Product benefits
- Very long lifetime
- Very high luminous efficacy
- Up to 50 % longer lifetime than lamps of NAV® SUPER 4Y® family
- Very good luminous flux maintenance throughout the life of the lamp
- Energy savings of up to 50 % when replacing inefficient mercury vapor lamps (HQL)
- Optimum energy efficiency on POWERTRONIC® PTo 3DIM ECGs
- Dimmable on conventional control gears and electronic control gears

Areas of application
- Streets
- Outdoor lighting
- Industrial installations
- Suitable for use in open and enclosed luminaires
- Outdoor applications only in suitable luminaires

References / Links
For more information on the system guarantee and the terms and conditions of the guarantee, visit www.osram.com/system-guarantee

VIALOX® NAV®-T SUPER 4Y®
High-pressure sodium vapor lamps for open and enclosed luminaires

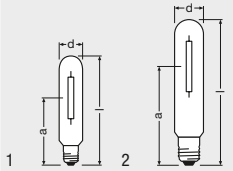



Product name	GTIN (EAN)	W	lm		d [mm]	l [mm]	LCL a [mm]			No.
NAV-T 50 W SUPER 4Y [1]	4050300024325	50	4200	E27	39	156	104	A	12	1
NAV-T 70 W SUPER 4Y [1]	4050300015736	70	6600	E27	39	156	104	A+	12	1
NAV-T 100 W SUPER 4Y [1]	4050300015743	100	10700	E40	47	210	132	A+	12	2
NAV-T 150 W SUPER 4Y [1]	4050300024400	150	17500	E40	47	210	132	A+	12	2
NAV-T 250 W SUPER 4Y [1]	4050300024417	250	33200	E40	47	257	158	A+	12	2
NAV-T 400 W SUPER 4Y [1]	4050300281179	400	56500	E40	47	285	175	A++	12	2
NAV-T 600 W SUPER 4Y [1]	4050300275772	600	90000	E40	47	285	175	A++	12	2

1) Important: Before replacing NAV® standard lamps in existing installations, check that the igniters are suitable

Product features
- Lamp survival factor: 95 % after 16,000 hours burning time
- Average lifetime: up to 32,000 hours
- Lamp maintenance factor: ≥ 80 % after 16,000 hours burning time (according to DIN 13201)
- Service lifetime: 4 years (at approx. 11 h/day)
- ErP-compliant according to EU Regulation 245/2009

Product benefits
- Long lifetime
- Very high luminous efficacy
- Very good luminous flux maintenance throughout the life of the lamp
- Energy savings of up to 50 % when replacing inefficient mercury vapor lamps (HQL)
- Optimum energy efficiency on POWERTRONIC® PTo 3DIM ECGs
- Dimmable on conventional control gears and electronic control gears

Areas of application
- Streets
- Outdoor lighting
- Industrial installations
- Suitable for use in open and enclosed luminaires
- Outdoor applications only in suitable luminaires

References / Links
For more information on the system guarantee and the terms and conditions of the guarantee, visit www.osram.com/system-guarantee

VIALOX® NAV®-T
High-pressure sodium vapor lamps for open and enclosed luminaires

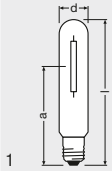

1



Product name	GTIN (EAN)	W	lm		d [mm]	l [mm]	LCL a [mm]			No.
NAV-T 1000 W E40 [1]	4050300251417	1000	130000	E40	66	360	240	A++	12	1

1) ErP-compliant according to EU Regulation 245/2009

Product features
— Service lifetime: 3 years (at approx. 11 h/day)
— Average lifetime: up to 20,000 hours

Product benefits
— High luminous efficacy

Areas of application
— Streets
— Outdoor lighting
— Industrial installations
— Suitable for use in open and enclosed luminaires
— Outdoor applications only in suitable luminaires

VIALOX® NAV®-T/I
High-pressure sodium vapor lamps with internal igniter

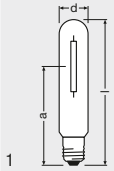

1



Product name	GTIN (EAN)	W	lm		d [mm]	l [mm]	LCL a [mm]			No.
NAV-T 1000 W/I 400 V E40 [1]	4050300287171	1000	140000	E40	65	390	236	A++	12	1

1) No igniter required

Product features
- ErP-compliant according to EU Regulation 245/2009
- Service lifetime: 3 years (at approx. 11 h/day)
- Average lifetime: up to 20,000 hours

Product benefits
- High luminous efficacy

Areas of application
- Streets
- Outdoor lighting
- Industrial installations
- Suitable for use in open and enclosed luminaires
- Outdoor applications only in suitable luminaires

VIALOX® NAV®-TS SUPER 4Y®

High-pressure sodium vapor lamps for open and enclosed luminaires

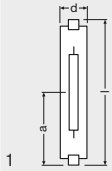

1



Product name	GTIN (EAN)	W	lm		d [mm]	l [mm]	LCL a [mm]			No.
NAV-TS 70 W SUPER 4Y	4050300024301	70	6600	RX7s	20	120	60	A+	12	1
NAV-TS 150 W SUPER 4Y	4050300281667	150	15000	RX7s-24	23	138	69	A+	12	1

Product features

- Lamp survival factor: 95 % after 16,000 hours burning time
- ErP-compliant according to EU Regulation 245/2009

Product benefits

- Long lifetime
- Very high luminous efficacy
- Very good luminous flux maintenance throughout the life of the lamp
- Optimum energy efficiency on POWERTRONIC® PTo 3DIM ECGs
- Dimmable on conventional control gears and electronic control gears

Areas of application

- Industrial installations
- Car parks, courtyards
- Buildings, monuments, bridges
- Suitable for use in open and enclosed luminaires
- Outdoor applications only in suitable luminaires

VIALOX® NAV®-TS
High-pressure sodium vapor lamps for open and enclosed luminaires

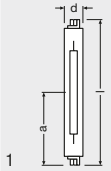

1



Product name	GTIN (EAN)	W	lm		d [mm]	l [mm]	LCL a [mm]			No.
NAV-TS 250 W FC2	4050300015705	250	28000	Fc2	23	206	103	A+	12	1
NAV-TS 400 W FC2	4050300015712	400	49000	Fc2	23	206	103	A+	12	1

Product features
- Lamp survival factor: 95 % after 12,000 hours burning time
- ErP-compliant according to EU Regulation 245/2009

Product benefits
- High luminous efficacy

Areas of application
- Industrial installations
- Car parks, courtyards
- Buildings, monuments, bridges
- Suitable for use in open and enclosed luminaires
- Outdoor applications only in suitable luminaires

PLANTASTAR®-T
High-pressure sodium vapor lamps for open and enclosed luminaires

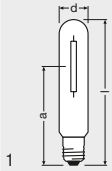

1



Product name	GTIN (EAN)	W		/W		d [mm]	l [mm]	LCL a [mm]		No.
PLANTASTAR 250 W E40	4008321240620	250	420	1.6	E40	47	257	158	12	1
PLANTASTAR 400 W E40	4050300620084	400	725	1.7	E40	47	285	175	12	1
PLANTASTAR 600 W 400 V E40	4008321284303	600	1150	1.8	E40	47	285	175	12	1
PLANTASTAR 600 W 230 V E40	4050300620107	600	1100	1.73	E40	47	285	175	12	1

Product features
- Average lifetime: 12,000 hours
- Provides light for the photosynthesis in plants
- Photon flux: > 90 % after 12,000 hours
- High-pressure sodium vapor lamp especially for greenhouse lighting

Product benefits
- Shorter production times
- Control over blossoming

Areas of application
- Greenhouses
- Suitable for growth of fruit due to emission of photosynthesis-optimized light
- Application only in suitable luminaires

PLANTASTAR®-TS
High-pressure sodium vapor lamps for open and enclosed luminaires

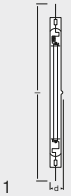
1



Product name	GTIN (EAN)	W		/W		d [mm]	LCL a [mm]		No.
PLANTASTAR 1000 W [1]	4008321530356	1000	1900	1.9	K12x30s	38	195	6	1
PLANTASTAR 1000 W PLUS [2]	4052899351998	1000	1980	1.98	K12x30s	38	195	6	1

1) Operation on high-frequency ECG only
2) Operation on high-frequency ECG only / In preparation

Product features
- Lifetime (B10): up to 10,000 hours
- Provides light for the photosynthesis in plants
- Photon flux: 90 % after 10,000 hours
- High-pressure sodium vapor lamp especially for greenhouse lighting

Product benefits
- Shorter production times
- Control over blossoming

Areas of application
- Greenhouses
- Suitable for growth of fruit due to emission of photosynthesis-optimized light
- Application only in suitable luminaires

POWERBALL HCI®-T

Product name	A	W_K	KK	Circuit diagram [4]	Im	Im/W	R_a	K	[5]
HCI-T 35 W/830 WDL PB	0.52	39.00 [1]	6 [2]	2/3	3700 [3]	95 [3]	85	3000	Any
HCI-T 35 W/942 NDL PB	0.53	39.00 [1]	6 [2]	2/3	3400 [3]	87 [3]	91	4200	Any
HCI-T 70 W/830 WDL PB	0.96	73.00 [1]	12 [2]	2/3	7400 [3]	101 [3]	89	3000	Any
HCI-T 70 W/942 NDL PB	0.99	73.00 [1]	12 [2]	2/3	6800 [3]	93 [3]	95	4200	Any
HCI-T 100 W/830 WDL PB	1.22	100.00 [1]	12 [2]	2/3	11300 [3]	103 [3]	86	3000	Any
HCI-T 100 W/942 NDL PB	1.23	100.00 [1]	12 [2]	2/3	10500 [3]	108 [3]	95	4200	Any
HCI-T 150 W/830 WDL PB	1.80	147.00 [1]	20 [2]	2/3	15100 [3]	103 [3]	89	3000	Any
HCI-T 150 W/942 NDL PB	1.85	147.00 [1]	20 [2]	2/3	14700 [3]	100 [3]	95	4200	Any

1) In operation with electronic control gear with 70…400 Hz square-wave current
2) At rated voltage and cos φ ≥ 0,9
3) In operation with electronic control gear with 70…400 Hz square-wave current. Operation with magnetic ballast can be less efficient
4) Circuit diagrams, see page 7.54
5) See operating instructions: "Photometric and electrical data"

POWERBALL HCI®-T Excellence

Product name	A	W_K	KK	Circuit diagram [6]	Im	Im/W	R_a	K	[7]
HCI-T 35 W/930 WDL PB Excellence	0.45	39.00 [5]	6 [2]	2/3	4200 [3]	108 [4]	90	3000	Any
HCI-T 35 W/942 NDL PB Excellence [1] [8]	0.50	39.00	- [2]	3	3800	97	93	4200	Any
HCI-T 50 W/930 WDL PB Excellence [1]	0.56	50.00	- [2]	3	5500	110	90	3000	Any
HCI-T 70 W/930 WDL PB Excellence	0.87	73.00 [5]	12 [2]	2/3	8500 [3]	116 [4]	90	3000	Any
HCI-T 70 W/942 NDL PB Excellence [1]	0.87	73.00	- [2]	3	7800	107	93	4200	Any

1) Only for operation with electronic control gear with 70…400 Hz square-wave current
2) At rated voltage and cos φ ≥ 0,9
3) For operation on electronic control gear no compensation capacitor necessary
4) In operation with electronic control gear with 70…400 Hz square-wave current. Operation with magnetic ballast can be less efficient
5) In operation with electronic control gear with 70…400 Hz square-wave current.
6) Circuit diagrams, see page 7.54
7) See operating instructions: "Photometric and electrical data"
8) In preparation; data preliminary

POWERBALL HCI®-T Shoplight

Product name	A	W_K	KK	Circuit diagram [4]	Im	Im/W	R_a	K	[5]
HCI-T 35 W/930 WDL PB Shoplight	0.52	39.00 [1]	6 [2]	2/3	3100 [3]	79 [3]	93	3000	Any
HCI-T 70 W/930 WDL PB Shoplight	0.98	73.00 [1]	12 [2]	2/3	6800 [3]	93 [3]	93	3000	Any

1) In operation with electronic control gear with 70…400 Hz square-wave current
2) At rated voltage and cos φ ≥ 0,9
3) In operation with electronic control gear with 70…400 Hz square-wave current. Operation with magnetic ballast can be less efficient
4) Circuit diagrams, see page 7.54
5) See operating instructions: "Photometric and electrical data"

POWERBALL HCI®-TC

Product name	A	W_K	KK	Circuit diagram [6]	Im	Im/W	R_a	K	[7]
HCI-TC 20 W/830 WDL PB [1]	0.23	20.00	- [3]	3	1700	85	83	3000	Any
HCI-TC 35 W/830 WDL PB	0.52	39.00 [2]	6 [4]	2/3	3700 [5]	95 [5]	85	3000	Any
HCI-TC 35 W/942 NDL PB	0.53	39.00 [2]	6 [4]	2/3	3500 [5]	90 [5]	90	4200	Any
HCI-TC 70 W/830 WDL PB	0.95	73.00 [2]	12 [4]	2/3	7200 [5]	99 [5]	89	3000	Any
HCI-TC 70 W/942 NDL PB	1.00	73.00 [2]	12 [4]	2/3	6800 [5]	93 [5]	96	4200	Any

1) Only for operation with electronic control gear with 70…400 Hz square-wave current
2) In operation with electronic control gear with 70…400 Hz square-wave current
3) For operation on electronic control gear no compensation capacitor necessary
4) At rated voltage and cos φ ≥ 0,9
5) In operation with electronic control gear with 70…400 Hz square-wave current. Operation with magnetic ballast can be less efficient
6) Circuit diagrams, see page 7.54
7) See operating instructions: "Photometric and electrical data"

POWERBALL HCI®-TC Excellence

Product name	A	W_K	KK	Circuit diagram [6]	Im	Im/W	Ra	K	[7]
HCI-TC 35 W/930 WDL PB Excellence	0.45	39.00 [5]	6 [2]	2/3	4200 [4]	108 [4]	90	3000	Any
HCI-TC 35 W/942 NDL PB Excellence [1] [8]	0.50	39.00	- [3]	3	3800	97	93	4200	Any
HCI-TC 50 W/930 WDL PB Excellence [1]	0.56	50.00	- [3]	3	5400	108	90	3000	Any
HCI-TC 70 W/930 WDL PB Excellence	0.85	73.00 [5]	12 [2]	2/3	8300 [4]	114 [4]	90	3000	Any
HCI-TC 70 W/942 NDL PB Excellence [1]	0.87	73.00	- [3]	3	7700	105	93	4200	Any

1) In operation with electronic control gear with 70…400 Hz square-wave current
2) At rated voltage and cos φ ≥ 0,9
3) For operation on electronic control gear no compensation capacitor necessary
4) In operation with electronic control gear with 70…400 Hz square-wave current. Operation with magnetic ballast can be less efficient
5) In operation with low-frequency square wave electronic ballast, 70…400 Hz.
6) Circuit diagrams, see page 7.54
7) See operating instructions: "Photometric and electrical data"
8) In preparation; data preliminary

POWERBALL HCI®-TC Shoplight

Product name	A	W_K	KK	Circuit diagram [4]	Im	Im/W	Ra	K	[5]
HCI-TC 35 W/930 WDL PB Shoplight	0.53	39.00 [1]	6 [2]	2/3	3100 [3]	79 [3]	93	3000	Any
HCI-TC 70 W/930 WDL PB Shoplight	0.97	73.00 [1]	12 [2]	2/3	6800 [3]	93 [3]	94	3000	Any

1) In operation with electronic control gear with 70…400 Hz square-wave current
2) At rated voltage and cos φ ≥ 0,9
3) In operation with electronic control gear with 70…400 Hz square-wave current. Operation with magnetic ballast can be less efficient
4) Circuit diagrams, see page 7.54
5) See operating instructions: "Photometric and electrical data"

POWERBALL HCI®-TS

Product name	A	W_K	KK	Circuit diagram [4]	Im	Im/W	Ra	K	[5]
HCI-TS 70 W/830 WDL PB	0.95	73.00 [1]	12 [2]	2/3	7000 [3]	96 [3]	88	3000	p45
HCI-TS 70 W/942 NDL PB	0.94	73.00 [1]	12 [2]	2/3	6700 [3]	92 [3]	94	4200	p45
HCI-TS 150 W/830 WDL PB	1.77	147.00 [1]	20 [2]	2/3	15000 [3]	102 [3]	89	3000	p45
HCI-TS 150 W/942 NDL PB	1.80	147.00 [1]	20 [2]	2/3	14800 [3]	101 [3]	96	4200	p45

1) In operation with electronic control gear with 70…400 Hz square-wave current
2) At rated voltage and cos φ ≥ 0,9
3) In operation with electronic control gear with 70…400 Hz square-wave current. Operation with magnetic ballast can be less efficient
4) Circuit diagrams, see page 7.54
5) See operating instructions: "Photometric and electrical data"

POWERBALL HCI®-TS Excellence

Product name	A	W_K	KK	Circuit diagram [6]	Im	Im/W	Ra	K	[7]
HCI-TS 70 W/930 WDL PB Excellence	0.95	73.00 [2]	12 [3]	2/3	8400 [5]	115	90	3000	p45
HCI-TS 70 W/942 NDL PB Excellence [1]	0.83	73.00	[4]	3	7300	100	93	4200	p45

1) Only for operation with electronic control gear with 70…400 Hz square-wave current
2) In operation with electronic control gear with 70…400 Hz square-wave current
3) At rated voltage and cos φ ≥ 0,9
4) For operation on electronic control gear no compensation capacitor necessary
5) In operation with electronic control gear with 70…400 Hz square-wave current. Operation with magnetic ballast can be less efficient
6) Circuit diagrams, see page 7.54
7) See operating instructions: "Photometric and electrical data"

POWERBALL HCI®-TF

Product name	A	W_K	KK	Circuit diagram [3]	Im	Im/W	Ra	K	[4]
HCI-TF 20 W/830 WDL PB [1]	0.20	20.00	- [2]	3	1700	85	89	3000	Any
HCI-TF 35 W/930 WDL PB [1]	0.40	39.00	- [2]	3	3600	92	90	3000	Any

1) Only for operation with electronic control gear with 70…400 Hz square-wave current
2) For operation on electronic control gear no compensation capacitor necessary
3) Circuit diagrams, see page 7.54
4) See operating instructions: "Photometric and electrical data"

POWERBALL HCI®-E/P

Product name	A	W_K	KK	Circuit diagram [2]	lm	lm/W	R_a	K	[3]
HCI-E/P 35 W/830 WDL PB coated	0.50	38.00	6 [1]	2/3	3500	92	84	3150	Any
HCI-E/P 50 W/830 WDL PB coated	0.76	53.00	10 [1]	2/3	4000	75	85	3000	Any
HCI-E/P 70 W/830 WDL PB coated	0.98	73.00	12 [1]	2/3	7200	99	88	3000	Any
HCI-E/P 100 W/830 WDL PB coated	1.00	97.00	12 [1]	2/3	10000	103	85	2900	Any
HCI-E/P 150 W/830 WDL PB coated	1.80	147.00	20 [1]	2/3	15000	102	88	3000	Any

1) At rated voltage and cos φ ≥ 0,9
2) Circuit diagrams, see page 7.54
3) See operating instructions: "Photometric and electrical data"

POWERBALL HCI®-TT SUPER 4Y

Product name	A	W_K	KK	Circuit diagram [2]	lm	lm/W	R_a	K	[3]
HCI-TT 35 W/830 SUPER 4Y	0.50	39.70	6 [1]	2/3	4200	105	≥80	3200	Any
HCI-TT 50 W/830 SUPER 4Y	0.75	56.00	10 [1]	2/3	6100	109	≥80	3000	Any
HCI-TT 70 W/830 SUPER 4Y	1.00	75.00	12 [1]	2/3	8000	107	≥80	3000	Any
HCI-TT 100 W/830 SUPER 4Y	1.20	100.00	12 [1]	2/3	12000	120	≥80	3000	Any
HCI-TT 150 W/830 SUPER 4Y	1.80	148.00	20 [1]	2/3	17300	117	≥80	3000	Any
HCI-TT 250 W/830 SUPER 4Y	3.00	256.00	32 [1]	2/3	32000	125	≥80	3000	Any

1) At rated voltage and cos φ ≥ 0,9
2) Circuit diagrams, see page 7.54
3) See operating instructions: "Photometric and electrical data"

POWERBALL HCI®-TT

Product name	A	W_K	KK	Circuit diagram [2]	lm	lm/W	R_a	K	[3]
HCI-TT 70 W/942 NDL PB	0.93	75.00	12 [1]	2/3	6850	91	≥90	3880	Any
HCI-TT 100 W/842 NDL PB	1.18	98.00	12 [1]	2/3	9500	97	≥80	4200	Any
HCI-TT 150 W/942 NDL PB	1.80	146.00	20 [1]	2/3	15600	107	≥90	4090	Any
HCI-TT 250 W/942 NDL PB	2.80	261.00	32 [1]	2/3	26100	100	≥90	4240	Any

1) At rated voltage and cos φ ≥ 0,9
2) Circuit diagrams, see page 7.54
3) See operating instructions: "Photometric and electrical data"

POWERBALL HCI®-ET SUPER 4Y

Product name	A	W_K	KK	Circuit diagram [2]	lm	lm/W	R_a	K	[3]
HCI-ET 35 W/830 SUPER 4Y	0.45	40.00	6 [1]	2/3	4200	105	≥80	3000	Any
HCI-ET 50 W/830 SUPER 4Y	0.75	56.00	10 [1]	2/3	6100	109	≥80	3000	Any
HCI-ET 70 W/830 SUPER 4Y	0.95	74.00	12 [1]	2/3	7900	107	≥80	3000	Any

1) At rated voltage and cos φ ≥ 0,9
2) Circuit diagrams, see page 7.54
3) See operating instructions: "Photometric and electrical data"

POWERBALL HCI®-PAR20

Product name	A	W_K	KK	Circuit diagram [2]	cd	R_a	K	[3]
HCI-PAR20 35 W/830 WDL PB SP	0.53	39.00	6 [1]	2/3	22000	85	3000	Any
HCI-PAR20 35 W/830 WDL PB FL	0.53	39.00	6 [1]	2/3	5000	85	3000	Any

1) At rated voltage and cos φ ≥ 0,9
2) Circuit diagrams, see page 7.54
3) See operating instructions: "Photometric and electrical data"

POWERBALL HCI®-PAR30

Product name	A	W_K	KK	Circuit diagram [2]	cd	R_a	K	[3]
HCI-PAR30 35 W/830 WDL PB SP	0.53	39.00	6 [1]	2/3	45000	85	3000	Any
HCI-PAR30 35 W/830 WDL PB FL	0.53	39.00	6 [1]	2/3	8000	85	3000	Any
HCI-PAR30 70 W/930 WDL PB SP	0.98	72.00	12 [1]	2/3	60000	90	3000	Any
HCI-PAR30 70 W/930 WDL PB FL	0.98	72.00	12 [1]	2/3	12000	90	3000	Any

1) At rated voltage and cos φ ≥ 0,9
2) Circuit diagrams, see page 7.54
3) See operating instructions: "Photometric and electrical data"

POWERSTAR HQI®-R

Product name	A	W_K	KK	Circuit diagram [2]	cd	R_a	K	[3]
HQI-R 150 W/NDL/FO	1.80	150.00	20 [1]	2/3	1100	85	4200	p15

1) At rated voltage and cos φ ≥ 0,9
2) Circuit diagrams, see page 7.54
3) See operating instructions: "Photometric and electrical data"

POWERSTAR HQI®-T G12

Product name	A	W_K	KK	Circuit diagram [3]	lm	lm/W	R_a	K	[4]
HQI-T 70 W/WDL	0.95	75.00	12 [1]	2/3	5300	71	73	3075	Any [2]
HQI-T 70 W/NDL UVS	0.90	73.00	12 [1]	2/3	5800	77	80	4200	Any [2]
HQI-T 150 W/WDL UVS	1.80	150.00	20 [1]	2/3	13000	87	77	3000	Any [2]
HQI-T 150 W/NDL UVS	1.80	150.00	20 [1]	2/3	13000	87	85	4200	Any [2]

1) At rated voltage and cos φ ≥ 0,9
2) Burning position: In horizontal burning position of lamp, base pins must be positioned in such a way that they form a horizontal plane
3) Circuit diagrams, see page 7.54
4) See operating instructions: "Photometric and electrical data"

POWERSTAR HQI®-TS Excellence

Product name	A	W_K	KK	Circuit diagram [2]	lm	lm/W	R_a	K	[3]
HQI-TS 70 W/WDL	0.95	78.00	12 [1]	2/3	5925	76	67	3300	p45
HQI-TS 70 W/NDL	0.95	78.00	12 [1]	2/3	6500	83	78	4200	p45
HQI-TS 70 W/D	0.95	78.00	12 [1]	2/3	6200	75	75	5350	p45
HQI-TS 70 W/CD	1.00	75.00	12 [1]	2/3	5530	74	76	6500	p45
HQI-TS 150 W/WDL	1.80	150.00	20 [1]	2/3	12000	80	70	3100	p45
HQI-TS 150 W/NDL	1.80	150.00	20 [1]	2/3	12500	83	80	4200	p45
HQI-TS 150 W/D	1.80	150.00	20 [1]	2/3	13000	86	81	5450	p45
HQI-TS 150 W/CD	1.80	150.00	20 [1]	2/3	12500	83	81	6500	p45

1) At rated voltage and cos φ ≥ 0,9
2) Circuit diagrams, see page 7.54
3) See operating instructions: "Photometric and electrical data"

POWERSTAR HQI®-TS

Product name	A	W_K	KK	Circuit diagram [4]	lm	lm/W	R_a	K	[5]
HQI-TS 250 W/WDL	2.80	250.00	32 [3]	2	22000	88	80	3200	p45
HQI-TS 250 W/NDL UVS	3.00	250.00	32 [3]	2	20000	82	88	4200	p45
HQI-TS 250 W/D UVS	3.00	250.00	32 [3]	2	21500	82	93	5500	p45
HQI-TS 400 W/NDL [1]	4.10	410.00	45 [3]	2	36000	90	85	4200	p45
HQI-TS 400 W/D [2]	4.00	400.00	45 [3]	2	35000	90	93	5500	p45

1) Operate only with NAV® control gear
2) With NAV® control gear
3) At rated voltage and cos φ ≥ 0,9
4) Circuit diagrams, see page 7.54
5) See operating instructions: "Photometric and electrical data"

POWERSTAR HQI®-TS

Product name	A	W_K	KK	Circuit diagram [5]	lm	lm/W	R_a	K	[6]
HQI-TS 1000 W/NDL/S UVS	9.70	1000.00	85 [4]	2	90000	90	85	4400	p15
HQI-TS 1000 W/D/S PRO	9.60	1000.00	85 [4]	2	90000	90	85	6100	p15
HQI-TS 2000 W/NDL/S	11.30	1930.00	60 [4]	2	222000	115	90	4650	p15
HQI-TS 2000 W/D/S	11.30	1950.00	60 [4]	2	210000	108	83	6100	p15
HQI-TS 2000 W/D/S/HF [1]	12.20	2060.00	70 [4]	2	230000	112	83	6200	p15
HQI-TS 1000 W/D/S ECG	9.30	1200.00		3	117000	98	90	5900	p15
HQI-TS 2000 W/D/S ECG [3]	11.20	2080.00		3	228000	110	85	6300	p15

1) Only with 12.2 A control gear
2) Operation on suitable 1200 W ECG only (Schiederwerk PVG 12-20 and ignitor KZG 12-8 or KZG 20-8)
3) Operation on suitable 2000 W ECG only (Schiederwerk PVG 12-20 and ignitor KZG 12-8 or KZG 20-8)
4) At rated voltage and cos φ ≥ 0,9
5) Circuit diagrams, see page 7.54
6) See operating instructions: "Photometric and electrical data"

POWERSTAR HQI®-TS

Product name	A	W_K	KK	Circuit diagram [2]	Im	Im/W	R_a	K	[3]
HQI-TS 2000 W/N/L	10.40	2150.00	60 [1]	2	230000	107	65	4100	p15

1) At rated voltage and cos φ ≥ 0,9
2) Circuit diagrams, see page 7.54
3) See operating instructions: "Photometric and electrical data"

POWERSTAR HQI®-T 1000…2000 W

Product name	A	W_K	KK	Circuit diagram [4]	Im	Im/W	R_a	K	[5]
HQI-T 1000 W/D	8.60	1000.00	85 [3]	2	85000	86	81	7250	p30
HQI-T 1000 W/N	9.00	1050.00	85 [3]	2	110000	104	64	3350	p30
HQI-T 2000 W/N/E SUPER	9.60	1980.00	37 [3]	2	245000	110	63	4550	p60
HQI-T 2000 W/N/SN SUPER [1]	9.90	2030.00	37 [3]	2	240000	96	63	4550	p60
HQI-T 2000 W/N 230 V [1]	18.80	2040.00	125 [3]	2	190000	93	60	4150	p30
HQI-T 2000 W/D	10.30	2100.00	85 [3]	2	180000	86	80	7250	p30
HQI-T 2000 W/N/I [2]	8.90	1950.00	37 [3]	1	200000	103	60	4300	p30
HQI-T 2000 W/D/I [2]	10.10	2110.00	60 [3]	1	180000	88	83	7450	p30

1) Lamp ignites at an ignition voltage of 0.9…1.3 kVs; lamps must not be operated with 4…5 kV igniters
2) Operation without external igniter
3) At rated voltage and cos φ ≥ 0,9
4) Circuit diagrams, see page 7.54
5) See operating instructions: "Photometric and electrical data"

POWERSTAR HQI®-T

Product name	A	W_K	KK	Circuit diagram [6]	Im	Im/W	R_a	K	[7]
HQI-T 250 W/D PRO	3.00	250.00	32 [3]	2	19000	76	92	5500	Any [4]
HQI-T 250 W/N/SI [1]	2.10	250.00	32 [3]	2	19000	76	65	4500	Any
HQI-T 250 W/N PLUS [5]	2.60	270.00	32	2	22500	83	65	3800	p45
HQI-BT 400 W/D PRO [2]	4.00	420.00	45 [3]	2	34000	81	92	5500	Any
HQI-BT 400 W/N PLUS [2] [5]	4.00	420.00	45	2	40000	95	65	3800	p45
HQI-T 400 W/N [2]	3.90	448.00	45 [3]	2	40000	90	62	3700	p45
HQI-T 400 W/N/SI [1]	3.42	400.00	45 [3]	2	33000	82	65	4100	Any

1) With HQI® control gear / Lamp ignites at an ignition voltage of 0.9…1.3 kVs; lamps must not be operated with 4…5 kV igniters
2) With NAV® control gear
3) At rated voltage and cos φ ≥ 0,9
4) Color shifts possible in base-down burning position
5) In preparation
6) Circuit diagrams, see page 7.54
7) See operating instructions: "Photometric and electrical data"

POWERSTAR HQI®-E/P coated

Product name	A	W_K	KK	Circuit diagram [3]	Im	Im/W	R_a	K	[4]
HQI-E/P 250 W/D CO	3.00	250.00	32 [2]	2	17000	68	90	5300	Any
HQI-E/P 400 W/D CO [1]	4.00	420.00	45 [2]	2	32000	76	90	5100	Any

1) With NAV® control gear
2) At rated voltage and cos φ ≥ 0,9
3) Circuit diagrams, see page 7.54
4) See operating instructions: "Photometric and electrical data"

POWERSTAR HQI®-E clear

Product name	A	W_K	KK	Circuit diagram [2]	Im	Im/W	R_a	K	[3]
HQI-E 70 W/WDL CL	0.90	70.00	12 [1]	2	5200	74	75	3000	Any
HQI-E 70 W/NDL CL	0.90	70.00	12 [1]	2	5500	79	80	4200	Any
HQI-E 100 W/WDL CL	1.10	100.00	16 [1]	2	8500	85	75	3200	Any
HQI-E 100 W/NDL CL	1.10	100.00	16 [1]	2	8400	84	82	4200	Any
HQI-E 150 W/WDL CL	1.80	150.00	20 [1]	2	12900	86	75	3000	Any
HQI-E 150 W/NDL CL	1.80	150.00	20 [1]	2	12500	83	88	4200	Any

1) At rated voltage and cos φ ≥ 0,9
2) Circuit diagrams, see page 7.54
3) See operating instructions: "Photometric and electrical data"

POWERSTAR HQI®-E coated

Product name	A	W_K	KK	Circuit diagram [2]	Im	Im/W	Ra	K	[3]
HQI-E 70 W/WDL CO	0.90	70.00	12 [1]	2	4700	67	75	2900	Any
HQI-E 70 W/NDL CO	0.90	70.00	12 [1]	2	5100	73	82	4000	Any
HQI-E 100 W/WDL CO	1.10	100.00	16 [1]	2	7900	79	75	3000	Any
HQI-E 100 W/NDL CO	1.10	100.00	16 [1]	2	7700	77	82	4000	Any
HQI-E 150 W/WDL CO	1.80	150.00	20 [1]	2	11000	73	75	2900	Any
HQI-E 150 W/NDL CO	1.80	150.00	20 [1]	2	11000	73	88	4000	Any

1) At rated voltage and cos φ ≥ 0,9
2) Circuit diagrams, see page 7.54
3) See operating instructions: "Photometric and electrical data"

POWERSTAR HQI®-E clear

Product name	A	W_K	KK	Circuit diagram [3]	Im	Im/W	Ra	K	[4]
HQI-E 400 W/N CL [1]	3.80	442.00	45 [2]	2	42000	93	62	4000	h45

1) With NAV® control gear
2) At rated voltage and cos φ ≥ 0,9
3) Circuit diagrams, see page 7.54
4) See operating instructions: "Photometric and electrical data"

POWERSTAR HQI®-E coated

Product name	A	W_K	KK	Circuit diagram [6]	Im	Im/W	Ra	K	[7]
HQI-E 250 W/N/SI CO [1]	2.10	250.00	32 [3]	2	20500	82	70	3800	Any
HQI-E 250 W/D PRO	3.00	250.00	32 [3]	2	18000	72	92	5200	Any [4]
HQI-E 250 W/N PLUS [5]	2.60	270.00	32	2	22500	83	65	3800	h45
HQI-E 400 W/N/SI CO [1]	3.40	400.00	45 [3]	2	36500	91	70	3900	Any
HQI-E 400 W/N CO [2]	3.80	444.00	45 [3]	2	40000	91	62	3800	h45
HQI-E 400 W/D PRO [2]	4.00	420.00	45 [3]	2	34000	82	92	5200	Any
HQI-E 400 W/N PLUS [2] [5]	4.00	420.00	45	2	40000	95	65	3800	h45
HQI-E 1000 W/N	9.50	1060.00	85 [3]	2	100000	94	62	3700	h45

1) Lamp ignites at an ignition voltage of 0.9…1.3 kVs; lamps must not be operated with 4…5 kV igniters
2) With NAV® control gear
3) At rated voltage and cos φ ≥ 0,9
4) Color shifts possible in base-down burning position
5) In preparation
6) Circuit diagrams, see page 7.54
7) See operating instructions: "Photometric and electrical data"

VIALOX® NAV®-E SUPER 6Y

Product name	A	W_K	KK	Circuit diagram [3]	Im	Im/W	Ra	K	[4]
NAV-E 50 W SUPER 6Y [1]	0.75	52.00	10 [2]	2/3	4000	77	≤25	2000	Any
NAV-E 70 W SUPER 6Y [1]	0.98	70.00	12 [2]	2/3	6300	90	≤25	2000	Any
NAV-E 100 W SUPER 6Y [1]	1.20	100.00	12 [2]	2/3	10400	104	≤25	2000	Any
NAV-E 150 W SUPER 6Y [1]	1.80	152.00	20 [2]	2/3	17000	112	≤25	2000	Any
NAV-E 250 W SUPER 6Y [1]	2.95	255.00	32 [2]	2/3	31600	124	≤25	2000	Any
NAV-E 400 W SUPER 6Y [1]	4.42	410.00	45 [2]	2	56500	138	≤25	2000	Any

1) Important: Before replacing NAV® standard lamps in existing installations, check that the igniters are suitable
2) At rated voltage and cos φ ≥ 0,9
3) Circuit diagrams, see page 7.54
4) See operating instructions: "Photometric and electrical data"

VIALOX® NAV®-E SUPER 4Y®

Product name	A	W_K	KK	Circuit diagram [3]	Im	Im/W	Ra	K	[4]
NAV-E 50 W SUPER 4Y [1]	0.75	52.00	10 [2]	2/3	4000	77	≤25	2000	Any
NAV-E 70 W SUPER 4Y [1]	0.98	71.00	12 [2]	2/3	6600	90	≤25	2000	Any
NAV-E 100 W SUPER 4Y [1]	1.20	100.00	12 [2]	2/3	10400	104	≤25	2000	Any
NAV-E 150 W SUPER 4Y [1]	1.80	152.00	20 [2]	2/3	17000	112	≤25	2000	Any
NAV-E 250 W SUPER 4Y [1]	2.95	255.00	32 [2]	2/3	31600	124	≤25	2000	Any
NAV-E 400 W SUPER 4Y [1]	4.42	410.00	45 [2]	2	56500	138	≤25	2000	Any

1) Important: Before replacing NAV® standard lamps in existing installations, check that the igniters are suitable
2) At rated voltage and cos φ ≥ 0,9
3) Circuit diagrams, see page 7.54
4) See operating instructions: "Photometric and electrical data"

VIALOX® NAV®-E

Product name	A	W_K	KK	Circuit diagram [3]	Im	Im/W	R_a	K	[4]
NAV-E 50 W/E E27 [1]	0.77	50.00	10 [2]	2/3	3600	72	≤25	2000	Any
NAV-E 70 W/E E27 [1]	0.98	70.00	12 [2]	2/3	5900	84	≤25	2000	Any
NAV-E 1000 W E40 [1]	10.30	1000.00	100 [2]	2	130000	128	≤25	2000	Any

1) ErP-compliant according to EU Regulation 245/2009
2) At rated voltage and cos φ ≥ 0,9
3) Circuit diagrams, see page 7.54
4) See operating instructions: "Photometric and electrical data"

VIALOX® NAV®-E/I

Product name	A	W_K	KK	Circuit diagram [3]	Im	Im/W	R_a	K	[4]
NAV-E 50 W/I E27 [1]	0.77	50.00	10 [2]	1	3600	72	≤25	2000	Any
NAV-E 70 W/I E27 [1]	0.98	70.00	12 [2]	1	5900	84	≤25	2000	Any

1) Operate only with NAV® control gear. No igniter required
2) At rated voltage and cos φ ≥ 0,9
3) Circuit diagrams, see page 7.54
4) See operating instructions: "Photometric and electrical data"

VIALOX® NAV®-E Plug-in

Product name	A	W_K	KK	Circuit diagram [3]	Im	Im/W	R_a	K	[4]
NAV-E 68 W E27 [1]	0.85	68.00	8 [2]	1	5600	82	≤25	2000	Any

1) ErP-compliant according to EU Regulation 245/2009
2) At rated voltage and cos φ ≥ 0,9
3) Circuit diagrams, see page 7.54
4) See operating instructions: "Photometric and electrical data"

VIALOX® NAV®-T SUPER 6Y

Product name	A	W_K	KK	Circuit diagram [3]	Im	Im/W	R_a	K	[4]
NAV-T 50 W SUPER 6Y [1]	0.75	52.00	10 [2]	2/3	4200	81	≤25	2000	Any
NAV-T 70 W SUPER 6Y [1]	0.97	71.00	12 [2]	2/3	6600	93	≤25	2000	Any
NAV-T 100 W SUPER 6Y [1]	1.20	100.00	12 [2]	2/3	10700	107	≤25	2000	Any
NAV-T 150 W SUPER 6Y [1]	1.80	152.00	20 [2]	2/3	17500	115	≤25	2000	Any
NAV-T 250 W SUPER 6Y [1]	2.95	255.00	32 [2]	2/3	33200	130	≤25	2000	Any
NAV-T 400 W SUPER 6Y [1]	4.52	400.00	45 [2]	2	56500	141	≤25	2000	Any
NAV-T 600 W SUPER 6Y [1]	6.06	600.00	65 [2]	2	90000	150	≤25	2000	Any

1) Important: Before replacing NAV® standard lamps in existing installations, check that the igniters are suitable
2) At rated voltage and cos φ ≥ 0,9
3) Circuit diagrams, see page 7.54
4) See operating instructions: "Photometric and electrical data"

VIALOX® NAV®-T SUPER 4Y®

Product name	A	W_K	KK	Circuit diagram [3]	Im	Im/W	R_a	K	[4]
NAV-T 50 W SUPER 4Y [1]	0.75	52.00	10 [2]	2/3	4200	81	≤25	2000	Any
NAV-T 70 W SUPER 4Y [1]	0.97	71.00	12 [2]	2/3	6600	93	≤25	2000	Any
NAV-T 100 W SUPER 4Y [1]	1.20	100.00	12 [2]	2/3	10700	107	≤25	2000	Any
NAV-T 150 W SUPER 4Y [1]	1.80	152.00	20 [2]	2/3	17500	115	≤25	2000	Any
NAV-T 250 W SUPER 4Y [1]	2.95	255.00	32 [2]	2/3	33200	130	≤25	2000	Any
NAV-T 400 W SUPER 4Y [1]	4.52	400.00	45 [2]	2	56500	141	≤25	2000	Any
NAV-T 600 W SUPER 4Y [1]	6.06	600.00	65 [2]	2	90000	150	≤25	2000	Any

1) Important: Before replacing NAV® standard lamps in existing installations, check that the igniters are suitable
2) At rated voltage and cos φ ≥ 0,9
3) Circuit diagrams, see page 7.54
4) See operating instructions: "Photometric and electrical data"



VIALOX® NAV®-T

Product name	A	W_K	KK	Circuit diagram [3]	Im	Im/W	R_a	K	[4]
NAV-T 1000 W E40 [1]	10.60	960.00	100 [2]	2	130000	135	≤25	2000	Any

1) ErP-compliant according to EU Regulation 245/2009
2) At rated voltage and cos φ ≥ 0,9
3) Circuit diagrams, see page 7.54
4) See operating instructions: "Photometric and electrical data"

VIALOX® NAV®-T/I

Product name	A	W_K	KK	Circuit diagram [3]	Im	Im/W	R_a	K	[4]
NAV-T 1000 W/I 400 V E40 [1]	10.60	1000.00	100 [2]	1	140000	140	≤25	2000	Any

1) No igniter required
2) At rated voltage and cos φ ≥ 0,9
3) Circuit diagrams, see page 7.54
4) See operating instructions: "Photometric and electrical data"

VIALOX® NAV®-TS SUPER 4Y®

Product name	A	W_K	KK	Circuit diagram [2]	Im	Im/W	R_a	K	[3]
NAV-TS 70 W SUPER 4Y	0.98	70.00	12 [1]	2/3	6600	94	≤25	2000	p45
NAV-TS 150 W SUPER 4Y	1.80	150.00	20 [1]	2/3	15000	100	≤25	2000	p45

1) At rated voltage and cos φ ≥ 0,9
2) Circuit diagrams, see page 7.54
3) See operating instructions: "Photometric and electrical data"

VIALOX® NAV®-TS

Product name	A	W_K	KK	Circuit diagram [2]	Im	Im/W	R_a	K	[3]
NAV-TS 250 W FC2	3.00	250.00	32 [1]	2/3	28000	112	≤25	2000	p45
NAV-TS 400 W FC2	4.45	400.00	45 [1]	2/3	49000	123	≤25	2000	p45

1) At rated voltage and cos φ ≥ 0,9
2) Circuit diagrams, see page 7.54
3) See operating instructions: "Photometric and electrical data"

PLANTASTAR®-T

Product name	A	W_K	KK	Circuit diagram [4]	Im	Im/W	R_a	K	[5]
PLANTASTAR 250 W E40	2.95	255.00	32 [1]	2	420 [2]	1,6 [3]	20	2000	Any
PLANTASTAR 400 W E40	4.52	400.00	45 [1]	2	725 [2]	1,7 [3]	25	2000	Any
PLANTASTAR 600 W 400 V E40	3.44	620.00	65 [1]	2	1150 [2]	1,8 [3]	25	2000	Any
PLANTASTAR 600 W 230 V E40	6.06	600.00	65 [1]	2	1100 [2]	1,8 [3]	25	2000	Any

1) At rated voltage and cos φ ≥ 0,9
2) Photon flux µmol/s
3) Photon efficacy µmol/s/w
4) Circuit diagrams, see page 7.54
5) See operating instructions: "Photometric and electrical data"

PLANTASTAR®-TS

Product name	A	W_K	Circuit diagram [5]	Im	Im/W	R_a	K	[6]
PLANTASTAR 1000 W [1]	4.20	1000.00	3	1900 [3]	1,90 [4]	25	2000	Horizontal
PLANTASTAR 1000 W PLUS [2]	4.20	1000.00	3	1980 [3]	1,98 [4]	25	2000	Horizontal

1) Operation on high-frequency ECG only
2) Operation on high-frequency ECG only / In preparation
3) Photon flux µmol/s
4) Photon efficacy µmol/s/w
5) Circuit diagrams, see page 7.54
6) See operating instructions: "Photometric and electrical data"

Operating instructions

Power supply

Suitable control gears are required to operate the lamps. These may be electromagnetic ballasts (also called conventional control gears (CCGs) or chokes) or electronic control gears (ECGs). For chokes, the tap provided for the available supply voltage (usually 230 V AC at 50 Hz) must be used. If a different supply voltage is used, control gears with appropriate taps designed for these voltages must be used.

Photometric and electrical data

All stated electrical and photometric data are specific values after aging the lamps for 100 hours and are valid for operation on reference equipment (IEC 60923) under laboratory conditions. For lamps that are only released for operation on ECGs, the values are valid for operation on square-wave electronic control gears (IEC 61167) under laboratory conditions.
For HCI® lamps, the specified values relate to the horizontal burning position for TS-, TT-, and ET-types, and to the base-up burning position for all other types, unless indicated otherwise. For HQI® lamps, the specified values apply to the horizontal burning position for T-types > 150 W and TS-types and to the base-up burning position for T-types ≤ 150 W unless indicated otherwise. NAV® lamps are all measured in the horizontal burning position. In other burning positions, there may be considerable differences in the measured values, particularly the luminous flux, color temperature and lamp life.

The luminous flux is virtually unaffected by the ambient temperature outside the luminaire. At low ambient temperatures down to around -50 °C, special igniters are needed.

All POWERSTAR® HQI®-TS ... and VIALOX® NAV®-TS ... lamps achieve their rated data at relatively high ambient temperatures, such as those in typical luminaires or luminaire simulators.
Detailed information on luminaire simulators for determining lamp data for HQI®-TS and HCI®-TS can be found in IEC 61167, Annex B.6. NAV®-TS ... lamps should be treated similarly.

The lamp survival factor (LSF) states the percentage of lamps that still function after a given period of time.

The lamp lumen maintenance factor (LLMF) states the percentage of luminous flux compared to the value at 100 h still left at a given time.

Permitted line voltage deviation

The permitted line voltage deviation for operation on electromagnetic ballasts for HCI®, HQI® and NAV® is ± 3 %. Sudden fluctuations in the line voltage of more than ± 10 % may cause the lamps to go out. If the deviation from the rated supply voltage (230 V or 400 V) is permanent without an adjusted choke tap, high intensity discharge lamps may exhibit changes in chromaticity and luminous flux. Lamp life may also be reduced. Electronic control gears such as POWERTRONIC® PTi, PT-FIT or PTo are immune to alterations in supply voltage to a large extent and provide a constant lamp wattage over a wide range of input voltage.

Safety

OSRAM high intensity discharge lamps meet the safety requirements defined in IEC 62035 and IEC 61167.

Because of their high operating pressure, the following lamps may only be used in fully enclosed luminaires designed to take them. In the rare case that a discharge vessel shatters, the luminaire must be able to retain all the hot pieces of ceramic or glass throughout its life. This relates to the following lamps:
- All HCI®-T and HQI®-T lamps
- All HCI®-TC lamps
- All HCI®-TF lamps
- All HCI®-TS and HQI®-TS lamps
- All HCI®-TT and HCI®-ET lamps
- All HQI®-E lamps
- HQI®-R 150 W/NDL lamps

The following lamps are suitable for open luminaires:
- All HCI®-E/P and HCI®-PAR lamps
- All HQI®-E/P lamps

Operating lamps with a damaged outer bulb is dangerous and therefore not permitted. At the end of their lives, sodium high-pressure lamps and metal halide lamps can exhibit a “rectification” effect. This is not a manufacturer-specific effect. Because of the excessive DC components when operated on electromagnetic ballasts, the lamp control gears (choke, transformers and/or starters) may be overloaded. To meet the requirements of IEC 62035, therefore, suitable protective measures must be taken to ensure that safety is maintained under these conditions. This applies also to control gears with the option of power reduction. NAV® Plug-in lamps have been developed specially as substitutes for mercury vapor lamps in existing luminaires and are therefore not affected. The chokes and pf correction capacitors generally needed for operating discharge lamps may, under certain conditions, create oscillating circuits. These circuits may then produce excessive currents and voltages, which in turn can destroy the control gears, capacitors and lamps. Such resonance phenomena must be avoided by appropriate circuits and fuses.

Lamp operation

Operating high intensity discharge lamps for short periods in combination with frequent on/off switching will shorten their life. The lamps should be operated for at least 3 hours and should remain off for at least 30 minutes. This applies in particular to HQI® ≥ 1000 W. NAV® lamps are not suitable for short on/off cycles but should burn for at least 5 minutes. In low-temperature applications down to -50 °C, only HCI®, HQI® and NAV® lamps designed for operation with an external ignitor are suitable. Such applications call for special (heatable) igniters such as MZN 400 SU-LT from BAG Turgi (for lamps from 100 to 400 W) and similar igniters from other manufacturers.

Operating instructions

Luminaire design

Luminaires must comply with design according to the EN 60598 standard (thermal characteristics and fuse protection). HQI® 1000 W to 2000 W lamps should be held without applying pressure or by means of a lamp support close to the crown end. The same applies to NAV®-T 1000 W lamps in the horizontal burning position. When designing the luminaire (specifically the reflector), care has to be taken that, in particular, no radiation must be reflected onto the sensitive parts of the lamp. This may cause thermal overloads, which in turn will generally lead to premature failure. For a detailed description and instructions on how to avoid problems, see the brochure entitled “Metal halide lamps. Instructions for use and application” at www.osram.com/osram_com/news-and-knowledge/high-pressure-discharge-lamps.

Control gears

HCI®, HQI®, NAV®:

— Control gears:
  < 220 V high-reactance transformer
  ≥ 220 V choke (according to IEC 61347)
  Electronic control gear (ECG)

For HCI®, HQI® and NAV® lamps, control gears with suitable overload protection should be used (see: Safety).

— Igniters: HCI®, HQI® and NAV® lamps also need an appropriate igniter.

Exceptions:

— HQI®-T 2000/N
— HQI®-T 2000/D/I
— NAV®-E 50/I
— NAV®-E 70/I
— NAV®-E 68

NAV® SUPER lamps in particular require igniters with a higher ignition energy. With suitable igniters or operating equipment, some specific HCI®, HQI® and NAV® lamps can be instantly restarted while hot. For more information, see: Restarting.

For the permissible distances between the lamp and the control gear, check the information provided by the equipment manufacturer.

Start-up current

HCI®, HQI®, NAV®:
Depending on the control gear used, the start-up current may be up to twice as high as the operating current.

Circuit protection

Fuses for HCI®, HQI® and NAV® lamps must be slow-acting. If fuse wire is used, it should be rated for twice the rated lamp current. If MCBs are provided, they should comply with characteristic “C”.

Holders

The holders used must be capable of withstanding the high voltages that occur during ignition and hot restrikes. Suitable high-voltage holders can be ordered from lampholder manufacturers. Lamp holders with retention device are recommended for outdoor applications to prevent them coming loose (IEC 60238).

Power factors

(without compensation)

— HCI® and HQI®: cos φ 0.5 to 0.7
— NAV®: With chokes cos φ 0.5

For PFC capacitors according to requirements and application, check the manufacturer‘s specifications. For recommended compensation capacitor values for single compensation, see pages 7.43 to 7.50.

Power reduction

HQI® lamps must not be operated at reduced wattage as this may result in strong color shifts, poorer maintenance and shorter lamp life.
The dimming of HCI® POWERBALL® lamps on the POWERTRONIC® PTo is permitted. Dimming, however, leads to a change in the photometric parameters, lamp efficiency drops and the color rendering decreases. Especially due to the shift in color, dimming seems to be less suitable for indoor lighting.

Dimming of NAV® lamps (with exception of lamps with internal ignition unit) is permissible on POWERTRONIC® PTo.

NAV® lamps (with exception of lamps with internal ignition unit) as well as HCI®-TT and HCI®-ET can be operated at the next lower choke impedance with reduced power. Where dimming is permitted, the lifetime of the lamps remains unchanged. Further details regarding dimming can be found at www.osram.com under News & Knowledge.

Operating instructions

Switch-on

HCI®: Full luminous flux after approx. 1 to 3 minutes. Starting current approx. 40 % to 90 % higher – depending on lamp type and control gear

HQI®: Full luminous flux after approx. 2 to 4 minutes. Starting current approx. 40 % to 90 % higher – depending on lamp type and control gear

NAV®: Full luminous flux after approx. 6 to 10 minutes depending on lamp type and control gear. Starting current approx. 25 % higher

Restarting

HCI®, HQI®, NAV®:
Depending on the type, these lamps need a little time (0.25 to 15 minutes) to cool down before they can be restarted because the necessary ignition voltage would initially be higher than the supply voltage or, in the case of HCI®, HQI® and NAV®, above the ignition voltage of the igniter. The use of a timer igniter is recommended because these ignitors do not permanently provide ignition pulses during the cooldown of the lamp and thus prevent overheating. The devices pause after every short ignition attempt and shut down entirely after longer unsuccessful ignition (earliest shutdown after 15 min).

Instant restarting is possible with suitable igniters for the following lamps:
HQI®-TS Excellence
HQI®-TS
NAV®-TS
Depending on the lamp type, the necessary restrike voltage is 25 to 60 kVs.

Radio interference

Except during ignition, radio interference does not normally occur with high pressure lamps. Capacitors must not be connected in parallel to the high-pressure lamp. The requirements of DIN EN 50160 must be met.

Color shifts

HCI® and HQI® lamps may show color shifts from lamp to lamp. These shifts may be due to external influences such as the line voltage, control gear, burning position or luminaire design.

End of life

High intensity discharge lamps (HCI®, HQI® and NAV®) can be considered to have reached the end of their life if:
— there is a marked change in their color or
— there is a significant loss of brightness or
— the lamp no longer ignites or
— the lamp periodically goes out and comes on again.
To protect the control gears and to avoid unnecessary radio interference, HCI®, HQI® and NAV® lamps must be replaced as soon as they reach the end of their life.

Guarantee

A warranty for high intensity discharge lamps can only be given if the prescribed operating conditions are observed; that is in particular if the maximum permissible lamp temperatures are not exceeded and the lamps are operated only on appropriate control gears. In addition, the lifetimes specified by OSRAM apply only to operation in luminaires that do not reflect radiation back onto the lamp (see paragraph “Luminaire design” on page 7.52).

OSRAM System+ Guarantee for HCI®/HQI®/NAV® lamps and POWERTRONIC® ECGs



With POWERTRONIC® electronic control gears from OSRAM, high intensity discharge lamps can be operated optimally and intelligently.

For system operation an extended guarantee can be granted on the POWERTRONIC® ECG and on the relevant HCI®/HQI®/NAV® lamp.

Detailed information on usage and guarantee conditions as well as a registration form can be found at www.osram.com/system-guarantee.

Circuit diagrams

These **circuit diagrams** refer to the lamps listed on pages 7.43 to 7.50

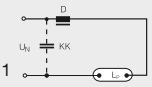

1

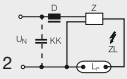

2



3

D = Choke
KK = Compensation capacitor
L_P = Lamp
L = Line conductor (phase)
LH = High-voltage terminal
N = Neutral line
U_N = Line voltage
Z = Igniter (install close to the lamp)
ZL = Ignition line (for screw bases link to base contact in the holder)

For single-phase supplies, the choke must be connected to the live lead.

The right igniter for the particular lamp type must be used to ensure reliable and safe ignition. For POWERTRONIC® electronic control gear for HCI®, HQI® and NAV® high intensity discharge lamps, see Section 13.

Chokes, lampholders, capacitors, high-reactance transformers and igniters are available from electrical suppliers.

Burning positions – Bases

Burning positions



p 15 p 30 p 45 h 45

Permitted Not permitted

Bases



E27
Sheet
7004-21



E40
Sheet
7004-24



RX7s
RX7s-24
Sheet
7004-92 A



Fc2
Sheet
7004-114

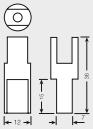

K12s-36



BY22d
Sheet
7004-17



GU6.5
Sheet
7004-152



G8.5
Sheet
7004-122



G12
Sheet
7004-63



Compact fluorescent lamps with integrated control gear

OSRAM DULUX® INTELLIGENT FACILITY	8.02
OSRAM DULUX® INTELLIGENT LONGLIFE	8.03
OSRAM DULUX® INTELLIGENT SENSOR	8.04
OSRAM DULUX® STICK	8.05
OSRAM DULUX® TWIST	8.06
OSRAM DULUX® CIRCOLUX	8.07
OSRAM DULUX® CLASSIC A	8.08
OSRAM DULUX® CLASSIC B	8.09
OSRAM DULUX® CLASSIC P	8.10
OSRAM DULUX® GLOBE	8.11
Spectral power distribution of OSRAM DULUX® lamps with integrated control gear	8.12
Light colors and color rendering properties according to EN 12464-1 for OSRAM DULUX® lamps with integrated control gear	8.12
Bases IEC/EN 60061-1	8.12

OSRAM DULUX® INTELLIGENT FACILITY

Compact fluorescent integrated with very high switching capability, stick shape

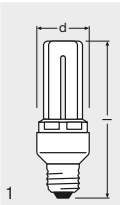



Product name	GTIN (EAN)	W	V	lm	K	t [h]
DINT FCY 14W/827 220-240V E27	4008321986795	14	220…240	800	2700	20000
DINT FCY 18W/827 220-240V E27	4008321986801	18	220…240	1050	2700	20000

Product name			d [mm]	l [mm]			No.
DINT FCY 14W/827 220-240V E27	1000000	E27	45	126	A	10	1
DINT FCY 18W/827 220-240V E27	1000000	E27	45	140	A	10	2

Also available in LUMILUX® Cool White (840) on request

Product features

- Extremely high number of switching cycles: up to 1,000,000
- Extremely long average lifetime: 20,000 h (20 years at 2.7 h per day)
- Quick Light: 60 % light output in <20 s (<30 s for 10W product)
- Can be used in Direct Current systems: 176…310 V DC
- Very broad ambient temperature range: -30…+50 °C

Product benefits

- Extremely durable due to extremely high switching resistance
- Much longer relamping intervals (compared with the standard reference product)
- Variable use at Direct Current and Alternating Current
- Extremely fast lumen ramp-up thanks to Quick Light Technology

Areas of application

- Where the lamps need to last a long time or have to withstand frequent on/off switching
- Installations with automatic disconnection circuits (e.g. in stairwells)
- Emergency lighting
- Hard-to-reach holders
- Wherever light is required quickly
- Hotels, restaurants, facility management
- Outdoor use in enclosed and ventilated luminaires only

Safety advice

In case of lamp breakage:
www.osram.com/brokenlamp

Not for use with external dimmers or electronic switches.

OSRAM DULUX® INTELLIGENT LONGLIFE
Very durable compact fluorescent integrated, stick shape

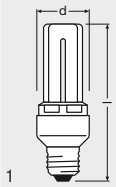

1



Product name	GTIN (EAN)	W	V	lm	K	t [h]
DINT LL 11W/827 220-240V E27	4008321986764	11	220…240	620	2700	20000
DINT LL 14W/827 220-240V E27	4008321986542	14	220…240	820	2700	20000
DINT LL 18W/827 220-240V E27	4008321986559	18	220…240	1140	2700	20000
DINT LL 22W/827 220-240V E27	4008321986566	22	220…240	1440	2700	20000
DINT LL 30W/827 220-240V E27	4008321986771	30	220…240	2000	2700	20000

Product name			d [mm]	l [mm]			No.
DINT LL 11W/827 220-240V E27	500000	E27	45	120	A	10	1
DINT LL 14W/827 220-240V E27	500000	E27	45	131	A	10	1
DINT LL 18W/827 220-240V E27	500000	E27	45	148	A	10	1
DINT LL 22W/827 220-240V E27	500000	E27	58	176	A	10	1
DINT LL 30W/827 220-240V E27	500000	E27	58	195	A	10	1

Also available in LUMILUX® Cool White (840) on request

Product features
- Extremely long average lifetime: 20,000 h (20 years at 2.7 h per day)
- Very high number of switching cycles: 500,000
- Quick Light: 60 % light output in ≤20 s
- Very broad ambient temperature range: -30…+50 °C

Product benefits
- Very durable due to high switching resistance
- Much longer relamping intervals (compared with the standard reference product)
- Extremely fast lumen ramp-up thanks to Quick Light Technology

Areas of application
- Hotels, restaurants, facility management
- Hard-to-reach holders
- General illumination
- Wherever light is required quickly
- Outdoor use in enclosed and ventilated luminaires only

Safety advice
In case of lamp breakage:
www.osram.com/brokenlamp

Not for use with external dimmers or electronic switches.

OSRAM DULUX® INTELLIGENT SENSOR
Compact fluorescent integrated with daylight sensor

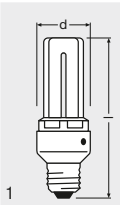

1



Product name	GTIN (EAN)	W	V	lm	K	t [h]
DINT SENSOR 15W/827 220-240V E27	4008321987082	15	220…240	850	2700	10000

Product name			d [mm]	l [mm]			No.
DINT SENSOR 15W/827 220-240V E27	30000	E27	45	132	A	10	1

Product features
- Integrated daylight sensor
- Automatically switches on at dusk and off again at dawn
- Good quality of light; color rendering index R_a: ≥80; constant chromaticity

Product benefits
- Energy-saving lighting solution because of automatic switch-off at daylight
- Safety through automatic switch-on at darkness
- Intelligent microprocessor technology
- Unaffected by interference light
- Low maintenance effort
- Light sensors detect daylight on the basis of the spectral distribution

Areas of application
- Wherever constant lighting is necessary at night
- Outdoor applications only
- Outdoor use in enclosed and ventilated luminaires only

Safety advice
In case of lamp breakage:
www.osram.com/brokenlamp

Not for use with external dimmers or electronic switches.

OSRAM DULUX® STICK
Compact fluorescent integrated, stick shape

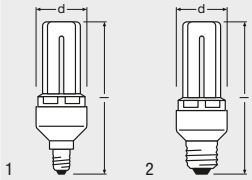



Product name	GTIN (EAN)	W	V	lm	K	t [h]
DULUX STICK 8W/827 220-240V E14 [1]	4052899921344	8	220…240	430	2700	10000
DULUX STICK 8W/827 220-240V E27 [1]	4052899921337	8	220…240	430	2700	10000
DULUX STICK 11W/827 220-240V E14 [1]	4008321989840	11	220…240	600	2700	10000
DULUX STICK 11W/827 220-240V E27 [1]	4008321363794	11	220…240	600	2700	10000
DULUX STICK 15W/827 220-240V E27 [1] [2]	4008321363824	15	220…240	900	2700	10000
DULUX STICK 20W/827 220-240V E27 [1]	4008321363855	20	220…240	1170	2700	10000
DULUX STICK 23W/827220-240V E27 [1]	4008321986863	23	220…240	1400	2700	10000

Product name			d [mm]	l [mm]			No.
DULUX STICK 8W/827 220-240V E14 [1]	10000	E14	43	117	A	10	1
DULUX STICK 8W/827 220-240V E27 [1]	10000	E27	43	114	A	10	2
DULUX STICK 11W/827 220-240V E14 [1]	10000	E14	43	122	A	10	1
DULUX STICK 11W/827 220-240V E27 [1]	10000	E27	43	119	A	10	2
DULUX STICK 15W/827 220-240V E27 [1] [2]	10000	E27	43	135	A	10	2
DULUX STICK 20W/827 220-240V E27 [1]	10000	E27	49	154	A	10	2
DULUX STICK 23W/827220-240V E27 [1]	10000	E27	48	168	A	10	2

1) Also available in LUMILUX® Cool White (840) and Cool Daylight (865) on request
2) Also available with B22d on request



Product features
- Good quality of light; color rendering index R_a: ≥80; constant chromaticity
- Average life: 10,000 h
- Available in 3 light colors: 827, 865 and 840

Product benefits
- Excellent price/performance ratio
- Great variety of light colors

Areas of application
- High-quality domestic and professional environments
- Wherever light is required quickly
- General illumination
- Outdoor use in enclosed and ventilated luminaires only

Safety advice
In case of lamp breakage:
www.osram.com/brokenlamp

Not for use with external dimmers or electronic switches.

OSRAM DULUX® TWIST
Compact fluorescent integrated, spiral shape

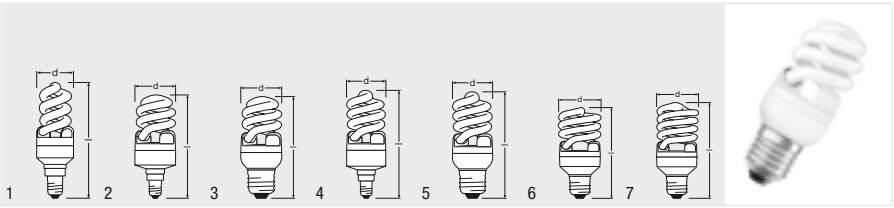

Product name	GTIN (EAN)	W	V	lm	K	t [h]
DULUX TWIST 9W/827 220-240V E14 [1]	4008321511034	9	220…240	430	2700	10000
DULUX TWIST 12W/827 220-240V E14 [2]	4008321605955	12	220…240	650	2700	10000
DULUX TWIST 12W/827 220-240V E27 [2]	4008321605924	12	220…240	650	2700	10000
DULUX TWIST 15W/827 220-240V E14	4052899915732	15	220…240	900	2700	10000
DULUX TWIST 15W/827 220-240V E27 [2] [3]	4008321605986	15	220…240	900	2700	10000
DULUX TWIST 20W/827 220-240V E27 [2] [3]	4008321606013	20	220…240	1300	2700	10000
DULUX TWIST 23W/827 220-240V E27 [2] [3]	4008321606044	23	220…240	1600	2700	10000

Product name			d [mm]	l [mm]			No.
DULUX TWIST 9W/827 220-240V E14 [1]	10000	E14	33	102	A	10	1
DULUX TWIST 12W/827 220-240V E14 [2]	10000	E14	41	106	A	10	2
DULUX TWIST 12W/827 220-240V E27 [2]	10000	E27	41	102	A	10	3
DULUX TWIST 15W/827 220-240V E14	10000	E14	41	110	A	10	4
DULUX TWIST 15W/827 220-240V E27 [2] [3]	10000	E27	41	106	A	10	5
DULUX TWIST 20W/827 220-240V E27 [2] [3]	10000	E27	54	111	A	10	6
DULUX TWIST 23W/827 220-240V E27 [2] [3]	10000	E27	54	119	A	10	7

1) Also available in LUMILUX® Cool White (840) on request
2) Also available in LUMILUX® Cool White (840) and Cool Daylight (865) on request
3) Also available with B22d on request



Product features
- Good quality of light; color rendering index R_a: ≥80; constant chromaticity
- Average life: 10,000 h
- Available in 3 light colors: 827, 865 and 840

Product benefits
- Very compact CFLi shape with high efficiency
- Low maintenance effort
- Higher luminous efficacy compared to other energy-saving lamp shapes

Areas of application
- Wherever compact and efficient lamps are needed
- High-quality domestic and professional environments
- General illumination
- Wherever light is required quickly
- Outdoor use in enclosed and ventilated luminaires only

Safety advice
In case of lamp breakage:
www.osram.com/brokenlamp

Not for use with external dimmers or electronic switches.

OSRAM DULUX® CIRCOLUX
Compact fluorescent integrated, circular shape

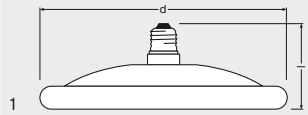



Product name	GTIN (EAN)	W	V	lm	K	t [h]
DUL CIRCOLUX 24W/827 220-240VE27	4008321662224	24	220…240	1600	2700	8000

Product name			d [mm]	l [mm]			No.
DUL CIRCOLUX 24W/827 220-240VE27	8000	E27	231	82	A	4	1

Also available in LUMILUX® Cool White (840) on request

Product features
- Quick Light: 60 % light output in ≤20 s
- Good quality of light; color rendering index R_a: ≥80; constant chromaticity

Product benefits
- Excellent luminous flux
- Attractive lamp appearance
- Extremely fast lumen ramp-up thanks to Quick Light Technology

Areas of application
- High-quality domestic and professional environments
- Large shades and pendant luminaires
- Low-profile wall and ceiling luminaires
- General illumination
- Wherever light is required quickly
- Outdoor use in enclosed and ventilated luminaires only

Safety advice
In case of lamp breakage:
www.osram.com/brokenlamp

Not for use with external dimmers or electronic switches.

OSRAM DULUX® CLASSIC A
Compact fluorescent integrated, classic bulb shape

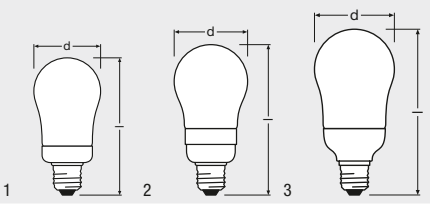



Product name	GTIN (EAN)	W	V	lm	K	t [h]
DULUX CLA 11W/827 220-240V E27	4008321942593	11	220…240	550	2700	10000
DULUX CLA 15W/827 220-240V E27	4008321942616	15	220…240	820	2700	10000
DULUX CLA 20W/827 220-240V E27	4008321954701	20	220…240	1120	2700	10000

Product name			d [mm]	l [mm]			No.
DULUX CLA 11W/827 220-240V E27	30000	E27	61	122	A	10	1
DULUX CLA 15W/827 220-240V E27	30000	E27	66	135	A	10	2
DULUX CLA 20W/827 220-240V E27	30000	E27	76	151	A	10	3

Product features
- Good quality of light; color rendering index R_a: ≥80; constant chromaticity
- Frosted outer bulb

Product benefits
- Attractive lamp appearance
- Ideal for decorative and free-burning applications
- Can be easily fitted instead of ordinary light bulbs

Areas of application
- Attractive shape, therefore also suitable for open luminaires
- General illumination
- High-quality domestic and professional environments
- Outdoor use in enclosed and ventilated luminaires only

Safety advice
In case of lamp breakage:
www.osram.com/brokenlamp

Not for use with external dimmers or electronic switches.

OSRAM DULUX® CLASSIC B
Compact fluorescent integrated, candle shape

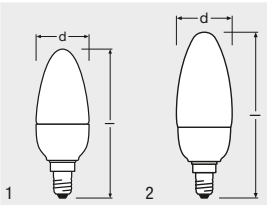



Product name	GTIN (EAN)	W	V	lm	K	t [h]
DULUX CLB 6W/827 220-240V E14	4052899011519	6	220…240	235	2700	10000
DULUX CLB 9W/827 220-240V E14	4008321374899	9	220…240	430	2700	10000

Product name			d [mm]	l [mm]			No.
DULUX CLB 6W/827 220-240V E14	30000	E14	40	108	A	10	1
DULUX CLB 9W/827 220-240V E14	30000	E14	40	121	A	10	2

Product features
- Good quality of light; color rendering index R_a: ≥80; constant chromaticity
- Frosted outer bulb

Product benefits
- Attractive lamp appearance
- Ideal for decorative and free-burning applications
- Can be easily fitted instead of ordinary light bulbs
- Ideal in particular for small designer luminaires

Areas of application
- Attractive shape, therefore also suitable for open luminaires
- General illumination
- High-quality domestic and professional environments
- Outdoor use in enclosed and ventilated luminaires only

Safety advice
In case of lamp breakage:
www.osram.com/brokenlamp

Not for use with external dimmers or electronic switches.



OSRAM DULUX® CLASSIC P
Compact fluorescent integrated, mini bullet shape

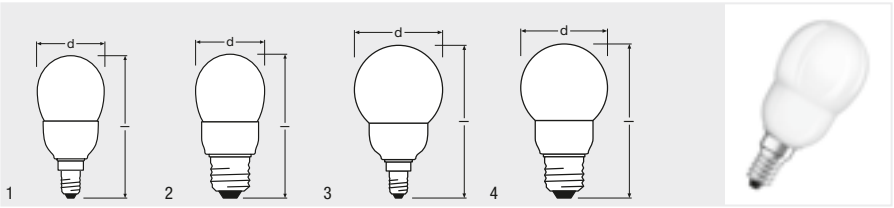

Product name	GTIN (EAN)	W	V	lm	K	t [h]
DULUX CL P 6W/827 220-240V E14	4008321666321	6	220…240	235	2700	10000
DULUX CL P 6W/827 220-240V E27	4008321666307	6	220…240	235	2700	10000
DULUX CL P 9W/827 220-240V E14	4008321986450	9	220…240	430	2700	10000
DULUX CL P 9W/827 220-240V E27	4008321986443	9	220…240	430	2700	10000

Product name			d [mm]	l [mm]			No.
DULUX CL P 6W/827 220-240V E14	30000	E14	47	97	A	10	1
DULUX CL P 6W/827 220-240V E27	30000	E27	47	93	A	10	2
DULUX CL P 9W/827 220-240V E14	30000	E14	57	105	A	10	3
DULUX CL P 9W/827 220-240V E27	30000	E27	57	102	A	10	4

Product features
- Good quality of light; color rendering index R_a: ≥80; constant chromaticity
- Frosted outer bulb

Product benefits
- Attractive lamp appearance
- Ideal for decorative and free-burning applications
- Extremely small dimensions
- Ideal in particular for small designer luminaires
- Can be easily fitted instead of ordinary light bulbs

Areas of application
- Attractive shape, therefore also suitable for open luminaires
- General illumination
- High-quality domestic and professional environments
- Outdoor use in enclosed and ventilated luminaires only

Safety advice
In case of lamp breakage:
www.osram.com/brokenlamp

Not for use with external dimmers or electronic switches.

OSRAM DULUX® GLOBE
Compact fluorescent integrated, globe shape

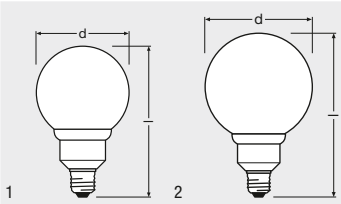



Product name	GTIN (EAN)	W	V	lm	K	t [h]
DULUX GL 15W/827 220-240V E27	4052899207127	15	220…240	820	2700	10000
DULUX GL 20W/827 220-240V E27	4052899207301	20	220…240	1120	2700	10000

Product name			d [mm]	l [mm]			No.
DULUX GL 15W/827 220-240V E27	30000	E27	96	158	A	10	1
DULUX GL 20W/827 220-240V E27	30000	E27	121	184	A	10	2

Also available in LUMILUX® Cool Daylight (865) on request

Product features
- Good quality of light; color rendering index R_a: ≥80; constant chromaticity
- Frosted outer bulb

Product benefits
- Attractive lamp appearance
- Ideal for decorative and free-burning applications
- Can be easily fitted instead of ordinary light bulbs

Areas of application
- General illumination
- High-quality domestic and professional environments
- Outdoor use in enclosed and ventilated luminaires only

Safety advice
In case of lamp breakage:
www.osram.com/brokenlamp

Not for use with external dimmers or electronic switches.



Spectral power distribution of OSRAM DULUX® lamps with integrated control gear

Visible range from 380 to 780 nm, relative spectral emission per 5 nm.

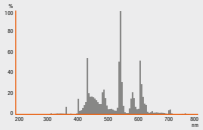

Color 865 LUMILUX®
Cool Daylight

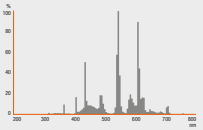

Color 840 LUMILUX®
Cool White

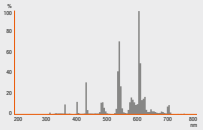

Color 827 LUMILUX®
Warm White

Light colors and color rendering properties according to EN 12464-1/DIN 5035 for OSRAM DULUX® lamps with integrated control gear

				
Class 1	1 B	865 LUMILUX®	840 LUMILUX®	827 LUMILUX®
Good	R_a 80…89	Cool Daylight	Cool White	Warm White
		6500 K	4000 K	2700 K

Bases IEC/EN 60061-1

For direct connection to AC supply



E14
Sheet 7004-23



E27
Sheet 7004-21





Compact fluorescent lamps without integrated control gear

OSRAM DULUX® T PLUS	9.02
OSRAM DULUX® T/E PLUS	9.03
OSRAM DULUX® T/E CONSTANT	9.05
OSRAM DULUX® T/E XT	9.06
OSRAM DULUX® D	9.07
OSRAM DULUX® D/E	9.09
OSRAM DULUX® S	9.11
OSRAM DULUX® S/E	9.13
OSRAM DULUX® L LUMILUX®	9.14
OSRAM DULUX® L CONSTANT	9.16
OSRAM DULUX® L LUMILUX® DE LUXE	9.17
OSRAM DULUX® L SP	9.18
OSRAM DULUX® L HE®	9.19
OSRAM DULUX® L XT	9.20
OSRAM DULUX® F	9.21
OSRAM CFL SQUARE® 2 pins	9.22
OSRAM CFL SQUARE® 4 pins	9.23
Technical data	9.24
Spectral power distribution of OSRAM DULUX® pin-base lamps	9.26
Light colors and color rendering properties according to EN 12464-1/DIN 5035 for OSRAM DULUX® pin-base lamps	9.27
Circuit diagrams for conventional control gears	9.28
Bases IEC/EN 60061-1	9.29

OSRAM DULUX® T PLUS
CFLni, 3 tubes, with 2-pin base for CCG operation

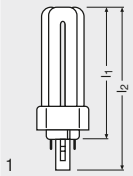

1



Product name	GTIN (EAN)	W			lm 25°C
DULUX T PLUS 13 W/830	4050300446929	13	LUMILUX Warm White	GX24d-1	900
DULUX T PLUS 13 W/840	4050300446905	13	LUMILUX Cool White	GX24d-1	900
DULUX T PLUS 18 W/827 [1)]	4050300333502	18	LUMILUX INTERNA	GX24d-2	1200
DULUX T PLUS 18 W/830 [1)]	4050300333489	18	LUMILUX Warm White	GX24d-2	1200
DULUX T PLUS 18 W/840 [1)]	4050300333465	18	LUMILUX Cool White	GX24d-2	1200
DULUX T PLUS 26 W/827	4050300342085	26	LUMILUX INTERNA	GX24d-3	1800
DULUX T PLUS 26 W/830	4050300342061	26	LUMILUX Warm White	GX24d-3	1800
DULUX T PLUS 26 W/840	4050300342047	26	LUMILUX Cool White	GX24d-3	1800

Product name	R_a	l max. [mm]			No.
DULUX T PLUS 13 W/830	80…89	90	A	10	1
DULUX T PLUS 13 W/840	80…89	90	A	10	1
DULUX T PLUS 18 W/827 [1)]	80…89	101	B	10	1
DULUX T PLUS 18 W/830 [1)]	80…89	101	B	10	1
DULUX T PLUS 18 W/840 [1)]	80…89	101	B	10	1
DULUX T PLUS 26 W/827	80…89	116	A	10	1
DULUX T PLUS 26 W/830	80…89	116	A	10	1
DULUX T PLUS 26 W/840	80…89	116	A	10	1

1) Suitable only for operation with 0.22 A control gears



Product features
- Average life: 10,000 h
- Color rendering index R_a: 80…89
- Short and compact pin-base lamp with triple-turn tubes
- Single-ended two-pin plug-in GX24d base

Product benefits
- Very economical
- Good quality of light
- Excellent luminous flux
- Long service life
- Improved maintenance

Areas of application
- Offices, public buildings
- Shops
- Supermarkets and department stores
- Hotels, restaurants
- Industrial lighting
- Outdoor applications only in suitable luminaires

Equipment / Accessories
- Suitable for operation on conventional control gears
- Suitable for 0.22 A control gears only (DULUX® T 18 W PLUS)

Safety advice
In case of lamp breakage:
www.osram.com/brokenlamp

OSRAM DULUX® T/E PLUS
CFLni, 3 tubes, with 4-pin base for ECG operation

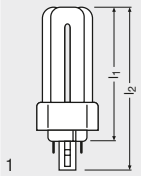

1



Product name	GTIN (EAN)	W			lm 25°C
DULUX T/E PLUS 13 W/827	4050300447001	13	LUMILUX INTERNA	GX24q-1	900
DULUX T/E PLUS 13 W/830	4050300446981	13	LUMILUX Warm White	GX24q-1	900
DULUX T/E PLUS 13 W/840	4050300446967	13	LUMILUX Cool White	GX24q-1	900
DULUX T/E PLUS 18 W/827 [1)]	4050300342269	18	LUMILUX INTERNA	GX24q-2	1200
DULUX T/E PLUS 18 W/830 [1)]	4050300342245	18	LUMILUX Warm White	GX24q-2	1200
DULUX T/E PLUS 18 W/840 [1)]	4050300342221	18	LUMILUX Cool White	GX24q-2	1200
DULUX T/E PLUS 26 W/827 [1)]	4050300342320	26	LUMILUX INTERNA	GX24q-3	1800
DULUX T/E PLUS 26 W/830 [1)]	4050300342306	26	LUMILUX Warm White	GX24q-3	1800
DULUX T/E PLUS 26 W/840 [1)]	4050300342283	26	LUMILUX Cool White	GX24q-3	1800
DULUX T/E PLUS 32 W/827 [1)]	4050300348605	32	LUMILUX INTERNA	GX24q-3	2400
DULUX T/E PLUS 32 W/830 [1)]	4050300348582	32	LUMILUX Warm White	GX24q-3	2400
DULUX T/E PLUS 32 W/840 [1)]	4050300348568	32	LUMILUX Cool White	GX24q-3	2400
DULUX T/E PLUS 42 W/827 [1)]	4050300425665	42	LUMILUX INTERNA	GX24q-4	3200
DULUX T/E PLUS 42 W/830 [1)]	4050300425641	42	LUMILUX Warm White	GX24q-4	3200
DULUX T/E PLUS 42 W/840 [1)]	4050300425627	42	LUMILUX Cool White	GX24q-4	3200

Product name	R_a	l max. [mm]			No.
DULUX T/E PLUS 13 W/827	80…89	90	A	10	1
DULUX T/E PLUS 13 W/830	80…89	90	A	10	1
DULUX T/E PLUS 13 W/840	80…89	90	A	10	1
DULUX T/E PLUS 18 W/827 [1)]	80…89	101	A	10	1
DULUX T/E PLUS 18 W/830 [1)]	80…89	101	A	10	1
DULUX T/E PLUS 18 W/840 [1)]	80…89	101	A	10	1
DULUX T/E PLUS 26 W/827 [1)]	80…89	116	A	10	1
DULUX T/E PLUS 26 W/830 [1)]	80…89	116	A	10	1
DULUX T/E PLUS 26 W/840 [1)]	80…89	116	A	10	1
DULUX T/E PLUS 32 W/827 [1)]	80…89	132	A	10	1
DULUX T/E PLUS 32 W/830 [1)]	80…89	132	A	10	1
DULUX T/E PLUS 32 W/840 [1)]	80…89	132	A	10	1
DULUX T/E PLUS 42 W/827 [1)]	80…89	153	A	10	1
DULUX T/E PLUS 42 W/830 [1)]	80…89	153	A	10	1
DULUX T/E PLUS 42 W/840 [1)]	80…89	153	A	10	1

1) For ECG operation only

Product features
— Average life: 20,000 h (with QUICKTRONIC®)
— Color rendering index R_a: 80…89
— Dimmable (3…100 %)
— Short and compact pin-base lamp with triple-turn tubes
— Single-ended four-pin plug-in GX24q base with shortened base casing

Product benefits
— Extremely economical
— Good quality of light
— Excellent luminous flux
— Long service life
— Improved maintenance
— OSRAM System+ Guarantee in combination with OSRAM QUICKTRONIC® ECG

Areas of application
— Offices, public buildings
— Shops
— Supermarkets and department stores
— Hotels, restaurants
— Industrial lighting
— Outdoor applications only in suitable luminaires

Equipment / Accessories
— Suitable for operation on electronic control gears

References / Links
For more information on QUICKTRONIC® electronic control gears, go to www.osram.com/QUICKTRONIC

Safety advice
In case of lamp breakage:
www.osram.com/brokenlamp



OSRAM DULUX® T/E CONSTANT
CFLni, 3 tubes, with 4-pin base for ECG operation, CONSTANT

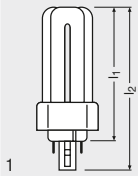

1



Product name	GTIN (EAN)	W			lm 25°C
DULUX T/E CONSTANT 26 W/830 [1]	4050300425467	26	LUMILUX Warm White	GX24q-3	1800
DULUX T/E CONSTANT 26 W/840 [1]	4050300425443	26	LUMILUX Cool White	GX24q-3	1800
DULUX T/E CONSTANT 32 W/827 [2]	4050300425542	32	LUMILUX INTERNA	GX24q-3	2400
DULUX T/E CONSTANT 32 W/830 [2]	4050300425528	32	LUMILUX Warm White	GX24q-3	2400
DULUX T/E CONSTANT 32 W/840 [2]	4050300425504	32	LUMILUX Cool White	GX24q-3	2400
DULUX T/E CONSTANT 42 W/827 [2]	4050300425603	42	LUMILUX INTERNA	GX24q-4	3200
DULUX T/E CONSTANT 42 W/830 [2]	4050300425580	42	LUMILUX Warm White	GX24q-4	3200
DULUX T/E CONSTANT 42 W/840 [2]	4050300425566	42	LUMILUX Cool White	GX24q-4	3200

Product name	R_a	l max. [mm]			No.
DULUX T/E CONSTANT 26 W/830 [1]	80…89	112	A	10	1
DULUX T/E CONSTANT 26 W/840 [1]	80…89	112	A	10	1
DULUX T/E CONSTANT 32 W/827 [2]	80…89	128	A	10	1
DULUX T/E CONSTANT 32 W/830 [2]	80…89	128	A	10	1
DULUX T/E CONSTANT 32 W/840 [2]	80…89	128	A	10	1
DULUX T/E CONSTANT 42 W/827 [2]	80…89	149	A	10	1
DULUX T/E CONSTANT 42 W/830 [2]	80…89	149	A	10	1
DULUX T/E CONSTANT 42 W/840 [2]	80…89	149	A	10	1

1) Available on request / For ECG operation only
2) For ECG operation only

Product features
- Average life: 20,000 h (with QUICKTRONIC®)
- Color rendering index R_a: 80…89
- Luminous flux > 90 % in a temperature range from +10…+70 °C
- Dimmable (3…100 %)
- Short and compact pin-base lamp with triple-turn tubes
- Single-ended four-pin plug-in GX24q base with shortened base casing

Product benefits
- Very economical
- Excellent luminous flux at high and low ambient temperatures
- Good quality of light
- Long service life
- Improved maintenance

Areas of application
- Street and city lighting
- Industrial lighting
- Hot luminaires
- Locations with special thermal requirements
- Outdoor applications only in suitable luminaires

Equipment / Accessories
- Suitable for operation on electronic control gears

References / Links
For more information on QUICKTRONIC® electronic control gears, go to www.osram.com/QUICKTRONIC

Safety advice
In case of lamp breakage:
www.osram.com/brokenlamp

OSRAM DULUX® T/E XT
CFLni, 3 tubes, with 4-pin base for ECG operation, long life

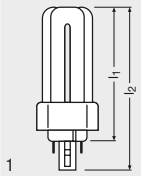

1



Product name	GTIN (EAN)	W			lm 25°C
DULUX T/E XT 32 W/830 [1]	4008321511911	32	LUMILUX Warm White	GX24q-3	2400
DULUX T/E XT 32 W/840 [1]	4008321511935	32	LUMILUX Cool White	GX24q-3	2400
DULUX T/E XT 42 W/830 [1]	4008321511959	42	LUMILUX Warm White	GX24q-4	3200
DULUX T/E XT 42 W/840 [1]	4008321511973	42	LUMILUX Cool White	GX24q-4	3200

Product name	R_a	l1 max. [mm]			No.
DULUX T/E XT 32 W/830 [1]	80…89	132	A	10	1
DULUX T/E XT 32 W/840 [1]	80…89	132	A	10	1
DULUX T/E XT 42 W/830 [1]	80…89	153	A	10	1
DULUX T/E XT 42 W/840 [1]	80…89	153	A	10	1

1) For ECG operation only

Product features
- Average life: 36,000 h (with QUICKTRONIC®)
- Color rendering index R_a: 80…89
- Dimmable (3…100 %)
- Short and compact pin-base lamp with triple-turn tubes
- Single-ended four-pin plug-in GX24q base with shortened base casing



Product benefits
- Extremely economical
- Low total cost of ownership
- Outstanding quality of light
- Very good luminous flux
- Improved maintenance
- OSRAM System+ Guarantee in combination with OSRAM QUICKTRONIC® ECG

Areas of application
- Offices, public buildings
- Shops
- Supermarkets and department stores
- Hotels, restaurants
- Industry
- Street and city lighting
- Outdoor applications only in suitable luminaires

Equipment / Accessories
- Suitable for operation on electronic control gears

References / Links
For more information on QUICKTRONIC® electronic control gears, go to www.osram.com/QUICKTRONIC

Safety advice
In case of lamp breakage:
www.osram.com/brokenlamp

OSRAM DULUX® D
CFLni, 2 tubes, with 2-pin base for CCG operation

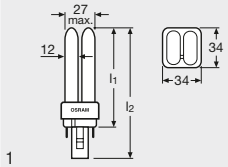

1



Product name	GTIN (EAN)	W			lm 25°C
DULUX D 10 W/827	4050300008110	10	LUMILUX INTERNA	G24d-1	600
DULUX D 10 W/830	4050300025681	10	LUMILUX Warm White	G24d-1	600
DULUX D 10 W/840	4050300010595	10	LUMILUX Cool White	G24d-1	600
DULUX D 13 W/827	4050300008127	13	LUMILUX INTERNA	G24d-1	900
DULUX D 13 W/830	4050300025698	13	LUMILUX Warm White	G24d-1	900
DULUX D 13 W/840	4050300010625	13	LUMILUX Cool White	G24d-1	900
DULUX D 13 W/865	4050300487106	13	LUMILUX Cool Daylight	G24d-1	855
DULUX D 18 W/827 [1)]	4050300011462	18	LUMILUX INTERNA	G24d-2	1200
DULUX D 18 W/830 [1)]	4050300025704	18	LUMILUX Warm White	G24d-2	1200
DULUX D 18 W/835 [1)]	4050300028873	18	LUMILUX White	G24d-2	1200
DULUX D 18 W/840 [1)]	4050300012056	18	LUMILUX Cool White	G24d-2	1200
DULUX D 18 W/865 [1)]	4050300487120	18	LUMILUX Cool Daylight	G24d-2	1140
DULUX D 26 W/827	4050300011912	26	LUMILUX INTERNA	G24d-3	1800
DULUX D 26 W/830	4050300025711	26	LUMILUX Warm White	G24d-3	1800
DULUX D 26 W/835	4050300028897	26	LUMILUX White	G24d-3	1800
DULUX D 26 W/840	4050300012049	26	LUMILUX Cool White	G24d-3	1800
DULUX D 26 W/865	4050300486987	26	LUMILUX Cool Daylight	G24d-3	1710

Product name	R_a	$l_{1\ max.}$ [mm]			No.
DULUX D 10 W/827	80…89	87	B	10	1
DULUX D 10 W/830	80…89	87	B	10	1
DULUX D 10 W/840	80…89	87	B	10	1
DULUX D 13 W/827	80…89	115	A	10	1
DULUX D 13 W/830	80…89	115	A	10	1
DULUX D 13 W/840	80…89	115	A	10	1
DULUX D 13 W/865	80…89	115	A	10	1
DULUX D 18 W/827 [1)]	80…89	130	B	10	1
DULUX D 18 W/830 [1)]	80…89	130	B	10	1
DULUX D 18 W/835 [1)]	80…89	130	B	10	1
DULUX D 18 W/840 [1)]	80…89	130	B	10	1
DULUX D 18 W/865 [1)]	80…89	130	B	10	1
DULUX D 26 W/827	80…89	149	A	10	1
DULUX D 26 W/830	80…89	149	A	10	1
DULUX D 26 W/835	80…89	149	A	10	1
DULUX D 26 W/840	80…89	149	A	10	1
DULUX D 26 W/865	80…89	149	B	10	1

1) Suitable only for operation with 0.22 A control gears

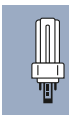

Product features
- Average life: 10,000 h
- Color rendering index R_a: 80…89
- Short and compact pin-base lamp with double-turn tubes
- Single-ended two-pin plug-in G24d base

Product benefits
- Extremely economical
- Good quality of light
- Excellent luminous flux
- Long service life
- Improved maintenance

Areas of application
- Offices, public buildings
- Shops
- Supermarkets and department stores
- Hotels, restaurants
- Industry
- Outdoor applications only in suitable luminaires

Equipment / Accessories
- Suitable for operation on conventional control gears

Safety advice
In case of lamp breakage:
www.osram.com/brokenlamp



OSRAM DULUX® D/E
CFLni, 2 tubes, with 4-pin base for ECG operation

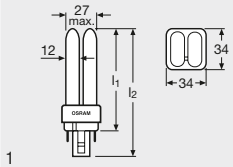

1



Product name	GTIN (EAN)	W			lm 25°C
DULUX D/E 10 W/827	4050300012124	10	LUMILUX INTERNA	G24q-1	600
DULUX D/E 10 W/830	4050300419435	10	LUMILUX Warm White	G24q-1	600
DULUX D/E 10 W/840	4050300017587	10	LUMILUX Cool White	G24q-1	600
DULUX D/E 13 W/827	4050300012131	13	LUMILUX INTERNA	G24q-1	900
DULUX D/E 13 W/830	4050300389059	13	LUMILUX Warm White	G24q-1	900
DULUX D/E 13 W/840	4050300017594	13	LUMILUX Cool White	G24q-1	900
DULUX D/E 18 W/827	4050300012148	18	LUMILUX INTERNA	G24q-2	1200
DULUX D/E 18 W/830	4050300327211	18	LUMILUX Warm White	G24q-2	1200
DULUX D/E 18 W/835	4050300450971	18	LUMILUX White	G24q-2	1200
DULUX D/E 18 W/840	4050300017617	18	LUMILUX Cool White	G24q-2	1200
DULUX D/E 18 W/865	4050300564944	18	LUMILUX Cool Daylight	G24q-2	1140
DULUX D/E 26 W/827	4050300012230	26	LUMILUX INTERNA	G24q-3	1800
DULUX D/E 26 W/830	4008321508782	26	LUMILUX Warm White	G24q-3	1800
DULUX D/E 26 W/830	4050300327235	26	LUMILUX Warm White	G24q-3	1800
DULUX D/E 26 W/835	4050300450995	26	LUMILUX White	G24q-3	1800
DULUX D/E 26 W/840	4050300020303	26	LUMILUX Cool White	G24q-3	1800
DULUX D/E 26 W/865	4008321185877	26	LUMILUX Cool Daylight	G24q-3	1710

Product name	R_a	l_1 max. [mm]			No.
DULUX D/E 10 W/827	80…89	87	A	10	1
DULUX D/E 10 W/830	80…89	87	A	10	1
DULUX D/E 10 W/840	80…89	87	A	10	1
DULUX D/E 13 W/827	80…89	115	A	10	1
DULUX D/E 13 W/830	80…89	115	A	10	1
DULUX D/E 13 W/840	80…89	115	A	10	1
DULUX D/E 18 W/827	80…89	130	A	10	1
DULUX D/E 18 W/830	80…89	130	A	10	1
DULUX D/E 18 W/835	80…89	130	A	10	1
DULUX D/E 18 W/840	80…89	130	A	10	1
DULUX D/E 18 W/865	80…89	130	A	10	1
DULUX D/E 26 W/827	80…89	149	A	10	1
DULUX D/E 26 W/830	80…89	149	A	10	1
DULUX D/E 26 W/835	80…89	149	A	10	1
DULUX D/E 26 W/840	80…89	149	A	10	1
DULUX D/E 26 W/865	80…89	149	A	10	1

Product features
- Average life: 20,000 h (with QUICKTRONIC®)
- Color rendering index R_a: 80…89
- Dimmable (3…100 %)
- Short and compact pin-base lamp with double-turn tubes
- Single-ended four-pin plug-in G24q base
- Operates on battery, solar and AC power with suitable electronic control gear

Product benefits
- Extremely economical
- Good quality of light
- Excellent luminous flux
- Long service life
- Improved maintenance
- OSRAM System+ Guarantee in combination with OSRAM QUICKTRONIC® ECG

Areas of application
- Offices, public buildings
- Shops
- Supermarkets and department stores
- Hotels, restaurants
- Industry
- Outdoor applications only in suitable luminaires

Equipment / Accessories
- Suitable for operation on electronic control gears

References / Links
For more information on QUICKTRONIC® electronic control gears, go to www.osram.com/QUICKTRONIC

Safety advice
In case of lamp breakage:
www.osram.com/brokenlamp



OSRAM DULUX® S
Short CFLni, with 2-pin base for CCG operation

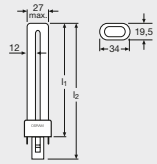

1



Product name	GTIN (EAN)	W			lm 25°C
DULUX S 5 W/827	4050300006130	5	LUMILUX INTERNA	G23	250
DULUX S 5 W/840	4050300010564	5	LUMILUX Cool White	G23	250
DULUX S 7 W/827	4050300005997	7	LUMILUX INTERNA	G23	400
DULUX S 7 W/827	4050300006086	7	LUMILUX INTERNA	G23	400
DULUX S 7 W/830	4050300025735	7	LUMILUX Warm White	G23	400
DULUX S 7 W/840	4050300010571	7	LUMILUX Cool White	G23	400
DULUX S 9 W/827	4050300006000	9	LUMILUX INTERNA	G23	600
DULUX S 9 W/830	4050300025742	9	LUMILUX Warm White	G23	600
DULUX S 9 W/840	4050300010588	9	LUMILUX Cool White	G23	600
DULUX S 11 W/827	4050300006017	11	LUMILUX INTERNA	G23	900
DULUX S 11 W/830	4050300025759	11	LUMILUX Warm White	G23	900
DULUX S 11 W/840	4050300010618	11	LUMILUX Cool White	G23	900
DULUX S 9 W/60	4050300015927	9	Red	G23	400
DULUX S 9 W/66	4050300015934	9	Green	G23	800
DULUX S 9 W/67	4050300015941	9	Blue	G23	200

Product name	R_a	l max. [mm]			No.
DULUX S 5 W/827	80…89	85	B	10	1
DULUX S 5 W/840	80…89	85	B	10	1
DULUX S 7 W/827	80…89	114	B	10 [1)]	1
DULUX S 7 W/827	80…89	114	B	10 [1)]	1
DULUX S 7 W/830	80…89	114	B	10	1
DULUX S 7 W/840	80…89	114	B	10	1
DULUX S 9 W/827	80…89	144	A	10 [1)]	1
DULUX S 9 W/830	80…89	144	A	10	1
DULUX S 9 W/840	80…89	144	A	10	1
DULUX S 11 W/827	80…89	214	A	10	1
DULUX S 11 W/830	80…89	214	A	10	1
DULUX S 11 W/840	80…89	214	A	10	1
DULUX S 9 W/60		144	B	10	1
DULUX S 9 W/66		144	A+	10	1
DULUX S 9 W/67		144	B	10	1

1) Cardboard blister pack

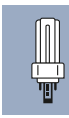

Product features
- Average life: 10,000 h
- Color rendering index R_a for lamps with white light: 80…89
- Also available in red, green and blue
- Short and compact pin-base lamp with single-turn tubes
- Single-ended two-pin plug-in G23 base

Product benefits
- Extremely economical
- Good quality of light
- Extremely low profile
- Long service life
- Improved maintenance

Areas of application
- Ideal for cost-effective creative illumination and decoration
- Offices, public buildings
- Shops
- Supermarkets and department stores
- Hotels, restaurants
- Outdoor applications only in suitable luminaires

Equipment / Accessories
- Suitable for operation on conventional control gears



OSRAM DULUX® S/E
Short CFLni, with 4-pin base for ECG operation

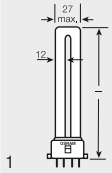

1



Product name	GTIN (EAN)	W			lm 25°C
DULUX S/E 7 W/827 [1]	4050300017648	7	LUMILUX INTERNA	2G7	400
DULUX S/E 7 W/830 [1]	4050300591988	7	LUMILUX Warm White	2G7	400
DULUX S/E 7 W/840 [1]	4050300020167	7	LUMILUX Cool White	2G7	400
DULUX S/E 9 W/827 [1]	4050300017655	9	LUMILUX INTERNA	2G7	600
DULUX S/E 9 W/830 [1]	4050300589398	9	LUMILUX Warm White	2G7	600
DULUX S/E 9 W/840 [1]	4050300020174	9	LUMILUX Cool White	2G7	600
DULUX S/E 11 W/827 [1]	4050300017662	11	LUMILUX INTERNA	2G7	900
DULUX S/E 11 W/830 [1]	4050300589374	11	LUMILUX Warm White	2G7	900
DULUX S/E 11 W/840 [1]	4050300020181	11	LUMILUX Cool White	2G7	900

Product name	R_a	l [mm]			No.
DULUX S/E 7 W/827 [1]	80…89	114	A	10	1
DULUX S/E 7 W/830 [1]	80…89	114	A	10	1
DULUX S/E 7 W/840 [1]	80…89	114	A	10	1
DULUX S/E 9 W/827 [1]	80…89	144	A	10	1
DULUX S/E 9 W/830 [1]	80…89	144	A	10	1
DULUX S/E 9 W/840 [1]	80…89	144	A	10	1
DULUX S/E 11 W/827 [1]	80…89	214	A	10	1
DULUX S/E 11 W/830 [1]	80…89	214	A	10	1
DULUX S/E 11 W/840 [1]	80…89	214	A	10	1

1) For ECG operation only

Product features
- Average life: 20,000 h (with QUICKTRONIC®)
- Color rendering index R_a: 80…89
- Dimmable (3…100 %)
- Short and compact pin-base lamp with single-turn tubes
- Single-ended four-pin plug-in 2G7 base
- Operates on battery, solar and AC power with suitable electronic control gear

Product benefits
- Extremely economical
- Good quality of light
- Improved maintenance
- Low power consumption (7 W, 9 W, 11 W)
- Long service life
- Extremely low profile

Areas of application
- Offices, public buildings
- Shops
- Supermarkets and department stores
- Hotels, restaurants
- Outdoor applications only in suitable luminaires

Equipment / Accessories
- Suitable for operation on electronic control gears

References / Links
For more information on QUICKTRONIC® electronic control gears, go to www.osram.com/QUICKTRONIC

Safety advice
In case of lamp breakage:
www.osram.com/brokenlamp

OSRAM DULUX® L LUMILUX®
CFLni, with 4-pin 2G11 base for ECG/CCG operation

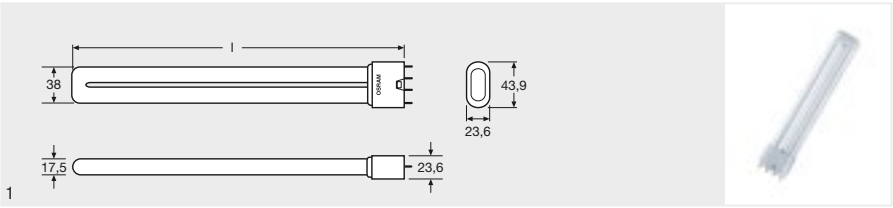

Product name	GTIN (EAN)	W			lm 25°C
DULUX L 18 W/827 2G11 [1]	4050300010748	18	LUMILUX INTERNA	2G11	1200
DULUX L 18 W/830 2G11 [1]	4050300010731	18	LUMILUX Warm White	2G11	1200
DULUX L 18 W/840 2G11 [1]	4050300010724	18	LUMILUX Cool White	2G11	1200
DULUX L 24 W/827 2G11 [1]	4050300010779	24	LUMILUX INTERNA	2G11	1800
DULUX L 24 W/830 2G11 [1]	4050300010762	24	LUMILUX Warm White	2G11	1800
DULUX L 24 W/840 2G11 [1]	4050300010755	24	LUMILUX Cool White	2G11	1800
DULUX L 36 W/827 2G11 [1]	4050300010809	36	LUMILUX INTERNA	2G11	2900
DULUX L 36 W/830 2G11 [1]	4050300010793	36	LUMILUX Warm White	2G11	2900
DULUX L 36 W/835 2G11 [1]	4050300295930	36	LUMILUX White	2G11	2900
DULUX L 36 W/840 2G11 [1]	4050300010786	36	LUMILUX Cool White	2G11	2900
DULUX L 36 W/865 2G11 [1]	4050300328263	36	LUMILUX Cool Daylight	2G11	2750
DULUX L 40 W/830 2G11 [2]	4050300298894	40	LUMILUX Warm White	2G11	3500
DULUX L 40 W/835 2G11 [2]	4050300295954	40	LUMILUX White	2G11	3500
DULUX L 40 W/840 2G11 [2]	4050300279909	40	LUMILUX Cool White	2G11	3500
DULUX L 40 W/865 2G11 [2]	4050300592008	40	LUMILUX Cool Daylight	2G11	3325
DULUX L 55 W/827 2G11 [2]	4050300315881	55	LUMILUX INTERNA	2G11	4800
DULUX L 55 W/830 2G11 [2]	4050300298917	55	LUMILUX Warm White	2G11	4800
DULUX L 55 W/835 2G11 [2]	4050300295978	55	LUMILUX White	2G11	4800
DULUX L 55 W/840 2G11 [2]	4050300295879	55	LUMILUX Cool White	2G11	4800
DULUX L 55 W/865 2G11 [2]	4050300553900	55	LUMILUX Cool Daylight	2G11	4550
DULUX L 80 W/830 2G11 [2]	4050300665467	80	LUMILUX Warm White	2G11	6500
DULUX L 80 W/840 2G11 [2]	4050300665481	80	LUMILUX Cool White	2G11	6500

Product name	R_a	l [mm]			No.
DULUX L 18 W/827 2G11 [1]	80…89	217	A	10	1
DULUX L 18 W/830 2G11 [1]	80…89	217	A	10	1
DULUX L 18 W/840 2G11 [1]	80…89	217	A	10	1
DULUX L 24 W/827 2G11 [1]	80…89	317	A	10	1
DULUX L 24 W/830 2G11 [1]	80…89	317	A	10	1
DULUX L 24 W/840 2G11 [1]	80…89	317	A	10	1
DULUX L 36 W/827 2G11 [1]	80…89	411	A	10	1
DULUX L 36 W/830 2G11 [1]	80…89	411	A	10	1
DULUX L 36 W/835 2G11 [1]	80…89	417	A	10	1
DULUX L 36 W/840 2G11 [1]	80…89	411	A	10	1
DULUX L 36 W/865 2G11 [1]	80…89	411	A	10	1
DULUX L 40 W/830 2G11 [2]	80…89	533	A+	10	1
DULUX L 40 W/835 2G11 [2]	80…89	533	A+	10	1
DULUX L 40 W/840 2G11 [2]	80…89	533	A+	10	1
DULUX L 40 W/865 2G11 [2]	80…89	533	A	10	1
DULUX L 55 W/827 2G11 [2]	80…89	533	A+	10	1
DULUX L 55 W/830 2G11 [2]	80…89	533	A+	10	1
DULUX L 55 W/835 2G11 [2]	80…89	533	A+	10	1
DULUX L 55 W/840 2G11 [2]	80…89	533	A+	10	1
DULUX L 55 W/865 2G11 [2]	80…89	533	A	10	1
DULUX L 80 W/830 2G11 [2]	80…89	565	A	10	1
DULUX L 80 W/840 2G11 [2]	80…89	565	A	10	1

1) For ECG and CCG operation
2) For ECG operation only

Product features
- Short and compact pin-base lamp with double-turn tubes
- Single-ended four-pin plug-in 2G11 base
- Dimmable (1…100 % with QUICKTRONIC® QTi DALI/DIM)
- Color rendering index R_a: 80…89
- Average life: 20,000 h (with QUICKTRONIC®)
- Operates on battery, solar and AC power with suitable electronic control gear

Product benefits
- Very economical
- Outstanding luminous flux
- Outstanding luminous efficiency
- Long service life
- OSRAM System+ Guarantee in combination with OSRAM QUICKTRONIC® ECG
- Less than half as long as tubular fluorescent lamps
- Improved maintenance

Areas of application
- Offices, public buildings
- Shops
- Supermarkets and department stores
- Hotels, restaurants
- Industry
- Outdoor applications only in suitable luminaires

Equipment / Accessories
- Suitable for standard control gears and starters
- Suitable for operation on electronic and conventional control gears

References / Links
For more information on QUICKTRONIC® electronic control gears, go to www.osram.com/QUICKTRONIC

For more information on the system guarantee and the terms and conditions of the guarantee, visit www.osram.com/system-guarantee



OSRAM DULUX® L CONSTANT
CFLni, with 4-pin 2G11 base for ECG/CCG operation, CONSTANT

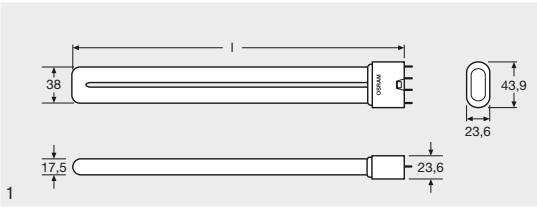

1



Product name	GTIN (EAN)	W			lm 25°C
DULUX L 40 W/840 2G11 [1]	4008321104823	40	LUMILUX Cool White	2G11	3500
DULUX L 55 W/840 2G11 [1]	4008321104847	55	LUMILUX Cool White	2G11	4800
DULUX L 80 W/840 2G11 [1]	4008321104861	80	LUMILUX Cool White	2G11	6500

Product name	R_a	l [mm]			No.
DULUX L 40 W/840 2G11 [1]	80…89	533	A+	10	1
DULUX L 55 W/840 2G11 [1]	80…89	533	A+	10	1
DULUX L 80 W/840 2G11 [1]	80…89	565	A	10	1

1) For ECG operation only

Product features
- Short and compact pin-base lamp with double-turn tubes
- Single-ended four-pin plug-in 2G11 base
- Average life: 20,000 h (with QUICKTRONIC®)
- Color rendering index R_a: 80…89
- Dimmable (1…100 %)

Product benefits
- Excellent luminous flux at high and low ambient temperatures
- Very economical
- Good quality of light
- Long service life
- Improved maintenance

Areas of application
- Narrow luminaires with high temperatures
- Street and city lighting
- Industry
- Applications with special thermal requirements
- Outdoor applications only in suitable luminaires

Equipment / Accessories
- Suitable for operation on electronic control gears

References / Links
For more information on QUICKTRONIC® electronic control gears, go to www.osram.com/QUICKTRONIC

Safety advice
In case of lamp breakage:
www.osram.com/brokenlamp

OSRAM DULUX® L LUMILUX® DE LUXE
CFLni, with 4-pin 2G11 base for ECG/CCG operation, high color rendering

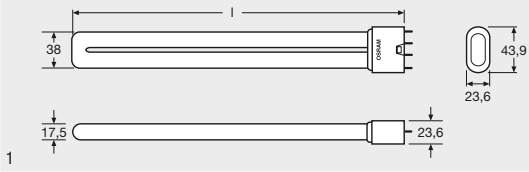

1



Product name	GTIN (EAN)	W			lm 25°C
DULUX L 18 W/930 2G11 [1]	4050300018324	18	LUMILUX DE LUXE Warm White	2G11	950
DULUX L 18 W/940 2G11 [1]	4050300018560	18	LUMILUX DE LUXE Cool White	2G11	950
DULUX L 18 W/954 2G11 [1]	4050300018423	18	LUMILUX DE LUXE Daylight	2G11	950
DULUX L 24 W/930 2G11 [1]	4050300018386	24	LUMILUX DE LUXE Warm White	2G11	1500
DULUX L 24 W/954 2G11 [1]	4050300018447	24	LUMILUX DE LUXE Daylight	2G11	1500
DULUX L 36 W/930 2G11 [1]	4050300018393	36	LUMILUX DE LUXE Warm White	2G11	2350
DULUX L 36 W/940 2G11 [1]	4050300018607	36	LUMILUX DE LUXE Cool White	2G11	2350
DULUX L 36 W/954 2G11 [1]	4050300018461	36	LUMILUX DE LUXE Daylight	2G11	2350
DULUX L 40 W/954 2G11 [2]	4050300315799	40	LUMILUX DE LUXE Daylight	2G11	2950
DULUX L 55 W/930 2G11 [2]	4050300370705	55	LUMILUX DE LUXE Warm White	2G11	4000
DULUX L 55 W/940 2G11 [2]	4050300197999	55	LUMILUX DE LUXE Cool White	2G11	4000
DULUX L 55 W/954 2G11 [2]	4050300321400	55	LUMILUX DE LUXE Daylight	2G11	4000

Product name	Ra	l [mm]			No.
DULUX L 18 W/930 2G11 [1]	≥90	217	B	10	1
DULUX L 18 W/940 2G11 [1]	≥90	217	B	10	1
DULUX L 18 W/954 2G11 [1]	≥90	217	B	10	1
DULUX L 24 W/930 2G11 [1]	≥90	317	A	10	1
DULUX L 24 W/954 2G11 [1]	≥90	317	A	10	1
DULUX L 36 W/930 2G11 [1]	≥90	411	A	10	1
DULUX L 36 W/940 2G11 [1]	≥90	411	A	10	1
DULUX L 36 W/954 2G11 [1]	≥90	411	B	10	1
DULUX L 40 W/954 2G11 [2]	≥90	533	A	10	1
DULUX L 55 W/930 2G11 [2]	≥90	533	A	10	1
DULUX L 55 W/940 2G11 [2]	≥90	533	A	10	1
DULUX L 55 W/954 2G11 [2]	≥90	533	A	10	1

1) For ECG and CCG operation
2) For ECG operation only

Product features
- Short and compact pin-base lamp with double-turn tubes
- Single-ended four-pin plug-in 2G11 base
- Color rendering index R_a: ≥ 90
- Average life: 20,000 h (with QUICKTRONIC®)

Product benefits
- Very economical and efficient
- Good quality of light
- Outstanding luminous efficiency
- Long service life
- Improved maintenance

Areas of application
- Offices, public buildings
- Shops
- Supermarkets and department stores
- Hotels, restaurants
- Industry
- Outdoor applications only in suitable luminaires

Equipment / Accessories
- Suitable for operation on electronic and conventional control gears

References / Links
For more information on QUICKTRONIC® electronic control gears, go to www.osram.com/QUICKTRONIC

Safety advice
In case of lamp breakage:
www.osram.com/brokenlamp

OSRAM DULUX® L SP
CFLni, with 4-pin 2G11 base for ECG/CCG operation, for low temperatures

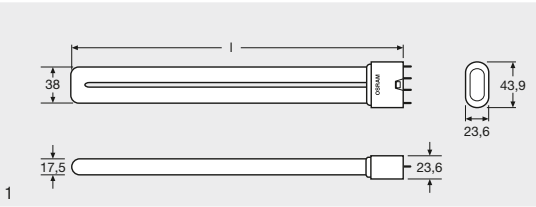

1



Product name	GTIN (EAN)	W			lm 25°C
DULUX L SP 18 W/830 2G11	4050300300276	18	LUMILUX Warm White	2G11	1200
DULUX L SP 18 W/840 2G11	4008321280497	18	LUMILUX Cool White	2G11	1200
DULUX L SP 24 W/830 2G11	4050300300238	24	LUMILUX Warm White	2G11	1800
DULUX L SP 24 W/840 2G11	4008321280510	24	LUMILUX Cool White	2G11	1800

Product name	R_a	l [mm]			No.
DULUX L SP 18 W/830 2G11	80…89	209	A	10	1
DULUX L SP 18 W/840 2G11	80…89	209	A	10	1
DULUX L SP 24 W/830 2G11	80…89	309	A	10	1
DULUX L SP 24 W/840 2G11	80…89	309	A	10	1

Product features
- Short and compact pin-base lamp with double-turn tubes
- Single-ended four-pin plug-in 2G11 base
- Average life: 20,000 h (with QUICKTRONIC®)
- Color rendering index R_a: 80…89

Product benefits
- Very economical
- Optimum luminous flux at low ambient temperatures (+5 °C)
- Good quality of light
- Long service life



Areas of application
- Street and city lighting
- Industry
- Applications with special thermal requirements
- Outdoor applications only in suitable luminaires

Equipment / Accessories
- Suitable for operation on electronic and conventional control gears

References / Links
For more information on QUICKTRONIC® electronic control gears, go to www.osram.com/QUICKTRONIC

Safety advice
In case of lamp breakage:
www.osram.com/brokenlamp

OSRAM DULUX® L HE®
CFLni, with 4-pin 2GX11 base for ECG operation, high efficiency

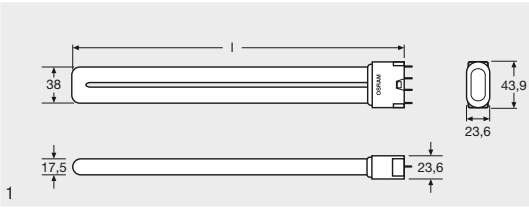

1



Product name	GTIN (EAN)	W		lm 25°C	lm 35°C
DULUX L HE 26 W/840 2GX11 [1)]	4008321508713	26	LUMILUX Cool White	2470	2600
DULUX L HE 28 W/840 2GX11 [1)]	4008321296757	28	LUMILUX Cool White	2700	2800

Product name	R_a	l [mm]			No.
DULUX L HE 26 W/840 2GX11 [1)]	80…89	533	A+	10	1
DULUX L HE 28 W/840 2GX11 [1)]	80…89	565	A+	10	1

1) For ECG operation only

Product features
- Short and compact pin-base lamp with double-turn tubes
- Single-ended four-pin plug-in 2GX11 base
- Luminous efficacy: 100 lm/W (at ambient temperature 35 °C)
- Long average life: 20,000 h (with QUICKTRONIC®)
- Dimmable (1…100 %)
- Color rendering index R_a: 80…89

Product benefits
- A new generation of highly efficient and cost-effective luminaires can now be created
- Very good luminous flux
- Good quality of light
- Optimized for indoor lighting, max. luminous flux at ambient temperature 35 °C
- Improved maintenance

Areas of application
- Direct and indirect lighting
- Shops
- Hotels, restaurants
- Industry, trade and commerce
- Offices, public buildings
- Industry
- Outdoor applications only in suitable luminaires

Equipment / Accessories
- Suitable for operation on electronic control gears

OSRAM DULUX® L XT
CFLni, with 4-pin 2G11 base for ECG/CCG operation, long life





Product name	GTIN (EAN)	W			lm 25°C
DULUX L XT 18 W/830 2G11 [1]	4008321507570	18	LUMILUX Warm White	2G11	1200
DULUX L XT 18 W/840 2G11 [1]	4008321507594	18	LUMILUX Cool White	2G11	1200
DULUX L XT 24 W/830 2G11 [1]	4008321507617	24	LUMILUX Warm White	2G11	1800
DULUX L XT 24 W/840 2G11 [1]	4008321507631	24	LUMILUX Cool White	2G11	1800
DULUX L XT 36 W/830 2G11 [1]	4008321507655	36	LUMILUX Warm White	2G11	2900
DULUX L XT 36 W/840 2G11 [1]	4008321507679	36	LUMILUX Cool White	2G11	2900
DULUX L XT 55 W/840 2G11 [2]	4008321507716	55	LUMILUX Cool White	2G11	4800

Product name	R_a	l [mm]			No.
DULUX L XT 18 W/830 2G11 [1]	80…89	217	A	10	1
DULUX L XT 18 W/840 2G11 [1]	80…89	217	A	10	1
DULUX L XT 24 W/830 2G11 [1]	80…89	317	A	10	1
DULUX L XT 24 W/840 2G11 [1]	80…89	317	A	10	1
DULUX L XT 36 W/830 2G11 [1]	80…89	411	A	10	1
DULUX L XT 36 W/840 2G11 [1]	80…89	411	A	10	1
DULUX L XT 55 W/840 2G11 [2]	80…89	533	A+	10	1

1) For ECG and CCG operation
2) For ECG operation only



Product features
- Short and compact pin-base lamp with double-turn tubes
- Single-ended four-pin plug-in 2G11 base
- Average life: 36,000 h (with QUICKTRONIC®)
- Color rendering index R_a: 80…89
- Dimmable (1…100 %)

Product benefits
- Extremely economical
- Low total cost of ownership
- Excellent luminous flux
- Good quality of light
- Improved maintenance
- OSRAM System+ Guarantee in combination with OSRAM QUICKTRONIC® ECG

Areas of application
- Direct and indirect lighting
- Street and city lighting
- Offices, public buildings
- Shops
- Supermarkets and department stores
- Hotels, restaurants
- Industry
- Outdoor applications only in suitable luminaires

References / Links
For more information on QUICKTRONIC® electronic control gears, go to www.osram.com/QUICKTRONIC

Safety advice
In case of lamp breakage:
www.osram.com/brokenlamp

OSRAM DULUX® F
Flat CFLni, 2 tubes, with 4-pin base for ECG/CCG operation

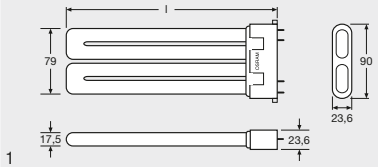



Product name	GTIN (EAN)	W			lm 25°C
DULUX F 18 W/827 2G10	4050300333564	18	LUMILUX INTERNA	2G10	1100
DULUX F 18 W/830 2G10	4050300333540	18	LUMILUX Warm White	2G10	1100
DULUX F 18 W/840 2G10	4050300333526	18	LUMILUX Cool White	2G10	1100
DULUX F 24 W/827 2G10	4050300333625	24	LUMILUX INTERNA	2G10	1700
DULUX F 24 W/830 2G10	4050300333601	24	LUMILUX Warm White	2G10	1700
DULUX F 24 W/840 2G10	4050300333588	24	LUMILUX Cool White	2G10	1700
DULUX F 36 W/827 2G10	4050300312187	36	LUMILUX INTERNA	2G10	2800
DULUX F 36 W/830 2G10	4050300299051	36	LUMILUX Cool White	2G10	2800
DULUX F 36 W/840 2G10	4050300299037	36	LUMILUX Cool White	2G10	2800

Product name	R_a	l [mm]			No.
DULUX F 18 W/827 2G10	80…89	122	A	10	1
DULUX F 18 W/830 2G10	80…89	122	A	10	1
DULUX F 18 W/840 2G10	80…89	122	A	10	1
DULUX F 24 W/827 2G10	80…89	165	A	10	1
DULUX F 24 W/830 2G10	80…89	165	A	10	1
DULUX F 24 W/840 2G10	80…89	165	A	10	1
DULUX F 36 W/827 2G10	80…89	217	A	10	1
DULUX F 36 W/830 2G10	80…89	217	A	10	1
DULUX F 36 W/840 2G10	80…89	217	A	10	1

Product features
- Short and compact pin-base lamp with double-turn tubes
- Single-ended four-pin plug-in 2G10 base
- Average life: 10,000 h
- Color rendering index R_a: 80…89

Product benefits
- Very economical
- Good quality of light
- Excellent luminous efficiency
- Extremely low profile
- Long service life

Areas of application
- Offices, public buildings
- Shops
- Supermarkets and department stores
- Hotels, restaurants
- Industry
- Outdoor applications only in suitable luminaires

Equipment / Accessories
- Suitable for operation on electronic and conventional control gears

References / Links
For more information on QUICKTRONIC® electronic control gears, go to www.osram.com/QUICKTRONIC

Safety advice
In case of lamp breakage:
www.osram.com/brokenlamp

OSRAM CFL SQUARE® 2 pins
Square CFLni with 2-pin GR8 base for CCG operation



Product name	GTIN (EAN)	W			lm 25°C
CFL SQUARE 16 W/827 GR8	4050300816852	16	LUMILUX INTERNA	GR8	1050
CFL SQUARE 16 W/835 GR8	4050300816838	16	LUMILUX White	GR8	1050
CFL SQUARE 28 W/827 GR8	4050300816913	28	LUMILUX INTERNA	GR8	2050
CFL SQUARE 28 W/835 GR8	4050300816937	28	LUMILUX White	GR8	2050

Product name	R_a	l [mm]			No.
CFL SQUARE 16 W/827 GR8	80…89	138 [1)]	B	20	1
CFL SQUARE 16 W/835 GR8	80…89	138 [1)]	B	20	1
CFL SQUARE 28 W/827 GR8	80…89	205 [1)]	A	20	1
CFL SQUARE 28 W/835 GR8	80…89	205 [1)]	A	20	1

1) Maximum

Product features
- Single-ended two-pin plug-in GR8 base
- Short and compact pin-base lamp with double-turn tubes
- Color rendering index R_a: 80…89

Product benefits
- Square shape provides uniform distribution of light
- No shadows at either end and no dark patches
- Extremely low profile
- Very economical
- Good quality of light
- Long service life

Areas of application
- Low-profile wall and ceiling luminaires
- Public buildings, reception areas, offices, corridors, etc.
- Shops
- Supermarkets and department stores
- Hotels, restaurants
- Industry
- Outdoor applications only in suitable luminaires

Equipment / Accessories
- Suitable for operation on conventional control gears

Safety advice
In case of lamp breakage:
www.osram.com/brokenlamp

OSRAM CFL SQUARE® 4 pins
Square CFLni with 4-pin GR10q base for ECG/CCG operation

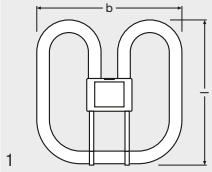



Product name	GTIN (EAN)	W			lm 25°C
CFL SQUARE 16 W/827 GR10Q	4050300816890	16	LUMILUX INTERNA	GR10q	1050
CFL SQUARE 16 W/835 GR10Q	4050300816876	16	LUMILUX White	GR10q	1050
CFL SQUARE 28 W/827 GR10Q	4050300816951	28	LUMILUX INTERNA	GR10q	2050
CFL SQUARE 28 W/835 GR10Q	4050300816982	28	LUMILUX White	GR10q	2050
CFL SQUARE 38 W/827 GR10Q	4050300817002	38	LUMILUX INTERNA	GR10q	2700
CFL SQUARE 38 W/835 GR10Q	4050300817026	38	LUMILUX White	GR10q	2700

Product name	R_a	l [mm]			No.
CFL SQUARE 16 W/827 GR10Q	80…89	138 1)	A	20	1
CFL SQUARE 16 W/835 GR10Q	80…89	138 1)	A	20	1
CFL SQUARE 28 W/827 GR10Q	80…89	205 1)	A	20	1
CFL SQUARE 28 W/835 GR10Q	80…89	205 1)	A	20	1
CFL SQUARE 38 W/827 GR10Q	80…89	205 1)	A	20	1
CFL SQUARE 38 W/835 GR10Q	80…89	205 1)	A	20	1

1) Maximum

Product features
- Short and compact pin-base lamp with double-turn tubes
- Single-ended four-pin plug-in GR10q base
- Color rendering index R_a: 80…89

Product benefits
- Square shape provides uniform distribution of light
- No shadows at either end and no dark patches
- Very economical
- Extremely low profile
- Good quality of light
- Long service life

Areas of application
- Low-profile wall and ceiling luminaires
- Public buildings, reception areas, offices, corridors, etc.
- Shops
- Supermarkets and department stores
- Hotels, restaurants
- Outdoor applications only in suitable luminaires

Equipment / Accessories
- Suitable for operation on electronic and conventional control gears

References / Links
For more information on QUICKTRONIC® electronic control gears, go to www.osram.com/QUICKTRONIC

Safety advice
In case of lamp breakage:
www.osram.com/brokenlamp

Technical data

Lamp OSRAM DULUX® Wattage	Lamp voltage at 50/60 Hz V	 at HF mode V	Lamp current at 50/60 Hz mA	 at HF mode mA	System wattage ECG mode* W	Lumi- nance cd/cm² LF 827, 830, 840	PF correction Parallel capac- itor [1] CCG mode 230 V/50 Hz µF	 Series capac- itor [2] CCG mode µF
CFL SQUARE 16	103	84	195	180	–	–	2.0	–
CFL SQUARE 28	108	95	320	260	–	–	3.0	–
CFL SQUARE 38	110	97	430	355	–	–	4.5	–
DULUX S 5	35	–	180	–	–	2.5	2.2	–
DULUX S 7	47	–	175	–	–	2.6	2.1	–
DULUX S 9	60	–	170	–	–	2.8	2.0	–
DULUX S 11	91	–	155	–	–	2.7	1.7	–
DULUX D 10	64	–	190	–	–	4.0	2.2	–
DULUX D 13	91	–	175	–	–	4.0	1.8	–
DULUX D 18	100	–	220	–	–	4.5	2.2	1.7
DULUX D 26	105	–	325	–	–	5.5	3.2	2.5
DULUX T 13	91	–	175	–	–	4.2	1.8	1.4
DULUX T 18	100	–	225	–	–	4.7	2.3	1.7
DULUX T 26	105	–	325	–	–	6.0	3.3	2.5
DULUX S/E 7	–	37	–	175	9	2.6	–	–
DULUX S/E 9	–	48	–	170	12	2.8	–	–
DULUX S/E 11	–	75	–	150	14	2.7	–	–
DULUX D/E 10	–	51	–	190	12	4.0	–	–
DULUX D/E 13	–	77	–	165	14	4.0	–	–
DULUX D/E 18 [3]	–	80	–	210	20	4.5	–	–
DULUX D/E 26 [3]	–	80	–	300	28	5.5	–	–
DULUX T/E 13	–	77	–	165	14	4.2	–	–
DULUX T/E 18	–	80	–	210	20	4.7	–	–
DULUX T/E 26 [4]	–	80	–	300	28	6.0	–	–
DULUX T/E 32 [3][4]	–	100	–	320	35	6.5	–	–
DULUX T/E 42 [3][4]	–	135	–	320	46	7.0	–	–
DULUX L 18 [3][5]	58	50	375	320	19	2.1	4.2	2.7
DULUX L 24 [3][5]	87	75	345	300	27	2.1	3.6	2.7
DULUX L 36 [3][5]	106	90	435	360	39	2.8	4.4	3.4
DULUX L 40 [4]	–	126	–	320	45	2.3	–	–
DULUX L 55 [3][4]	–	101	–	550	61	3.2	–	–
DULUX L 80 [4]	–	145	–	555	86	3.2	–	–
DULUX L DE LUXE 18	58	50	375	320	19	1.7	4.2	2.7
DULUX L DE LUXE 24	87	75	345	300	27	1.8	3.6	2.7
DULUX L DE LUXE 36	106	90	435	360	39	2.3	4.4	3.4
DULUX L DE LUXE 40	–	126	–	320	45	1.9	–	–
DULUX L DE LUXE 55	–	101	–	550	61	2.7	–	–
DULUX L HE 26 W	–	157	–	170	30	**	–	–
DULUX L HE 28 W	–	147	–	190	31	1.9	–	–
DULUX F 18	58	50	375	320	19	2.4	4.2	2.7
DULUX F 24	87	75	345	300	27	2.5	3.6	2.7
DULUX F 36	106	90	435	360	39	3.0	4.4	3.4

* ECG also available in two-lamp version
** Under clarification
For QUICKTRONIC® electronic control gears, see Section 13
For detailed technical information, see the "Technical Guides"



1) Design for cos phi = 0.95, dielectric strength of the capacitors 250 V_{AC}, capacitance tolerance ±10 %
2) To maintain the specified operating and preheating values, close-tolerance capacitors (±2 %) and series reactors (±1.5 %) are required for series compensation. Check the product ranges of leading manufacturers ! Dielectric strength of the capacitors 450 V AC
3) Also applies to the XT version
4) Also applies to the CONSTANT version
5) Also applies to the SP version at +5 °C
For more system information, see Section 13 (ECGs)

Technical data

Lamp Wattage	Base	Length l max.	Length acc. to IEC l max.	Length l_1 max.	Length l_2 max.	Length acc. to IEC l_1 max.
DULUX S 5	G23	–	–	85	108	85
DULUX S 7	G23	–	–	114	137	115
DULUX S 9	G23	–	–	144	167	145
DULUX S 11	G23	–	–	214	237	215
DULUX S/E 7	2G7	114	115	–	–	–
DULUX S/E 9	2G7	144	145	–	–	–
DULUX S/E 11	2G7	214	215	–	–	–
DULUX D 10	G24d-1	–	–	87	110	95
DULUX D 13	G24d-1	–	–	115	138	130
DULUX D 18	G24d-2	–	–	130	153	140
DULUX D 26	G24d-3	–	–	149	172	160
DULUX D/E 10	G24q-1	–	–	87	103	95
DULUX D/E 13	G24q-1	–	–	115	131	130
DULUX D/E 18 [1]	G24q-2	–	–	130	146	140
DULUX D/E 26 [1]	G24q-3	–	–	149	165	160
DULUX T PLUS 13	GX24d-1	–	–	90	113	90
DULUX T PLUS 18	GX24d-2	–	–	101	124	110
DULUX T PLUS 26	GX24d-3	–	–	116	139	130
DULUX T/E PLUS 13	GX24q-1	–	–	90	106	90
DULUX T/E PLUS 18	GX24q-2	–	–	101	117	110
DULUX T/E PLUS 26	GX24q-3	–	–	116	132	130
DULUX T/E PLUS 32 [2]	GX24q-3	–	–	132	148	145
DULUX T/E PLUS 42 [2]	GX24q-4	–	–	153	169	155
DULUX T/E CONSTANT 26	GX24q-3	–	–	112	128	130
DULUX T/E CONSTANT 32	GX24q-3	–	–	128	144	145
DULUX T/E CONSTANT 42	GX24q-4	–	–	149	165	155
DULUX L 18 [1]	2G11	217	225	–	–	–
DULUX L 24 [1]	2G11	317	320	–	–	–
DULUX L 36 [1]	2G11	411	415	–	–	–
DULUX L 40 [3]	2G11	533	535	–	–	–
DULUX L 55 [1] [3]	2G11	533	535	–	–	–
DULUX L 80 [3]	2G11	565	565	–	–	–
DULUX L SP 18	2G11	209	225	–	–	–
DULUX L SP 24	2G11	309	320	–	–	–
DULUX L HE 26	2GX11	533	u.c.	–	–	–
DULUX L HE 28	2GX11	565	565	–	–	–
DULUX F 18	2G10	122	122	–	–	–
DULUX F 24	2G10	165	165	–	–	–
DULUX F 36	2G10	217	217	–	–	–

	A in mm	B in mm	C in mm	D in mm	E in mm	F in mm	G in mm
CFL SQUARE 16	max. 138.0	max. 141.0	max. 9.9	max. 4.5	max. 42.0	max. 33.0	57.0
CFL SQUARE 28	max. 205.0	max. 207.0	max. 9.9	max. 4.5	max. 42.0	max. 33.0	93.0
CFL SQUARE 38	max. 205.0	max. 207.0	max. 9.9	max. 4.5	max. 42.0	max. 33.0	93.0

For details of the geometry and diagram, see "CFLni Technical Guide"

1) Also applies to the XT version
2) Also applies to T/E XT
3) Also applies to the CONSTANT version

Spectral power distribution of OSRAM DULUX® pin-base lamps

Visible range from 380 to 780 nm, relative spectral emission per 5 nm.

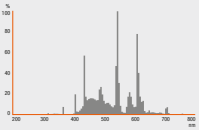

Color 954 LUMILUX®
DE LUXE Daylight

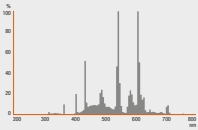

Color 940 LUMILUX®
DE LUXE Cool White

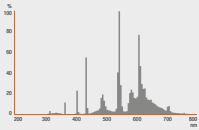

Color 930 LUMILUX®
DE LUXE Warm White

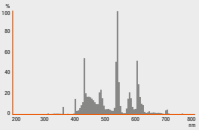

Color 865 LUMILUX®
Cool Daylight

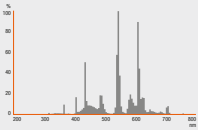

Color 840 LUMILUX®
Cool White

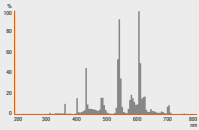

Color 835 LUMILUX®
White

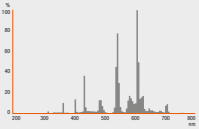

Color 830 LUMILUX®
Warm White

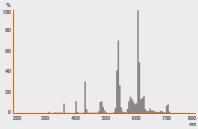

Color 827 LUMILUX
INTERNA®

Light colors and color rendering properties according to EN 12464-1/DIN 5035 for OSRAM DULUX® pin-base lamps

Class 1	1 A	954 LUMILUX® DE LUXE	940 LUMILUX® DE LUXE	930 LUMILUX® DE LUXE
Very good	R_a 90 … 99	Daylight	Cool White	Warm White
		5400 K	4000 K	3000 K
	1 B	865 LUMILUX®	840 LUMILUX®	835 LUMILUX®
Good	R_a 80 … 89	Cool Daylight	Cool White	White
		6500 K	4000 K	3500 K
				830 LUMILUX® Warm White
				3000 K
				827 LUMILUX INTERNA®
				2700 K

For an explanation of light colors, see page 6.40 ff.



Circuit diagrams for conventional control gears

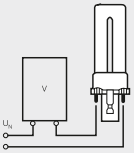

1
Single lamp with control gear
OSRAM DULUX® S 5 W, 7 W, 9 W, 11 W
OSRAM DULUX® D 10 W, 13 W, 18 W, 26 W
OSRAM DULUX® D ES 16 W, 23 W
OSRAM DULUX® T 13 W, 18 W, 26 W

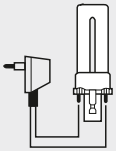

2
Single lamp with plug-in control gear
OSRAM DULUX® S 5 W, 7 W, 9 W, 11 W
OSRAM DULUX® D 10 W, 13 W
OSRAM DULUX® T 13 W

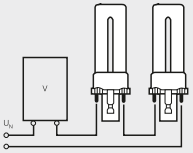

3
Series connection with control gear
OSRAM DULUX® S 5 W, 7 W, 9 W

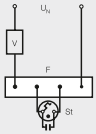

4
Single circuit, starter St 111
or DEOS® St 171
OSRAM DULUX® L 18 W, 24 W, 36 W
OSRAM DULUX® L 18 W SP, 24 W SP, 36 W SP
OSRAM DULUX® F 18 W, 24 W, 36 W

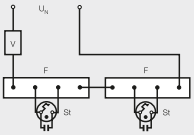

5
Series operation on 230 V only
with starter St 151
OSRAM DULUX® L 18 W
OSRAM DULUX® L 18 W SP
OSRAM DULUX® F 18 W

F = Four-pin holder
St = Starter
U_N = Line voltage
V = Control gear

For circuit diagrams for HF operation, see Section 13.

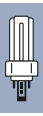

Bases IEC/EN 60061-1

For choke/starter operation

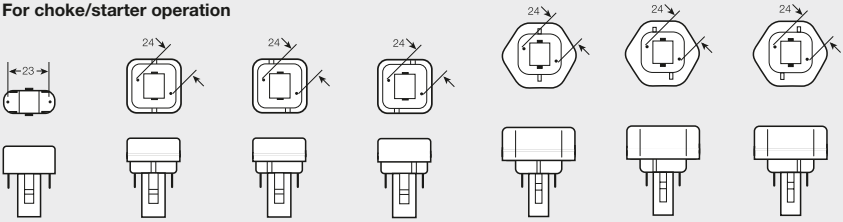

G23
Sheet 7004-69

G24q-1
Sheet 7004-78

G24q-2
Sheet 7004-78

G24q-3
Sheet 7004-78

GX24q-1
Sheet 7004-78

GX24q-2
Sheet 7004-78

GX24q-3
Sheet 7004-78

For HF operation

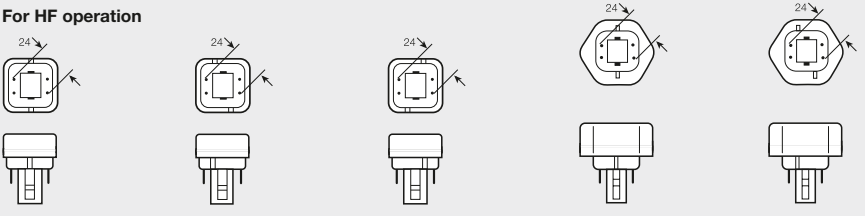

G24q-1
Sheet 7004-78

G24q-2
Sheet 7004-78

G24q-3
Sheet 7004-78

GX24q-1
Sheet 7004-78

GX24q-2
Sheet 7004-78

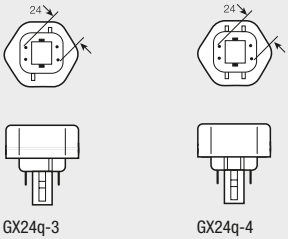

GX24q-3
Sheet 7004-78

GX24q-4
Sheet 7004-78

For HF operation

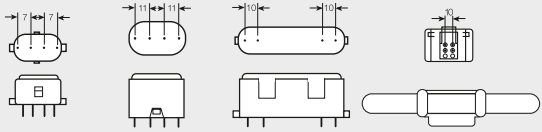

2G7
Sheet 7004-102

2G11 [1]
Sheet 7004-82

2G10 [1]
Sheet 7004-118

GR10q [1]
Sheet 7004-77

For choke/starter operation

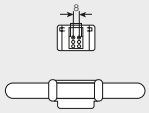

GR8
Sheet 7004-68

1) Also for choke/starter operation



Halogen lamps

HALOGEN CLASSIC A	10.02
HALOGEN CLASSIC B	10.03
HALOGEN CLASSIC BW	10.04
HALOGEN CLASSIC P	10.05
HALOGEN CLASSIC R50	10.06
HALOGEN CLASSIC R63	10.07
HALOLUX® T	10.08
HALOLUX CERAM®	10.09
HALOPIN® PRO	10.10
HALOPIN® OVEN	10.11
DECOPIN®	10.12
OSRAM HALOPAR® PRO	10.13
OSRAM HALOPAR® 16 GU10/GZ10	10.14
OSRAM HALOPAR® 16 E14	10.15
OSRAM HALOPAR® 20 GU10	10.16
OSRAM HALOPAR® 20 E27	10.17
OSRAM HALOPAR® 30	10.18
OSRAM HALOPAR® 38	10.19
HALOLINE® PRO	10.20
HALOLINE® Standard	10.21
HALOSTAR® PRO	10.22
HALOSTAR STARLITE®	10.23
HALOSTAR® Standard	10.24
HALOSTAR® 24 V	10.25
HALOSTAR® OVEN	10.26
HALOSPOT® 111 PRO	10.27
HALOSPOT® 111	10.28
HALOSPOT® 70	10.29
HALOSPOT® 48	10.30
DECOSTAR® 51 PRO	10.31
DECOSTAR® 51 TITAN	10.32
DECOSTAR® 35 TITAN	10.33
DECOSTAR® 51 ALU	10.34
DECOSTAR® 51 COOL BLUE®	10.35
DECOSTAR® 51S Standard	10.36
DECOSTAR® 35	10.37
Bases IEC/EN 60061-1	10.38

HALOGEN CLASSIC A
Halogen lamps, classic bulb shape

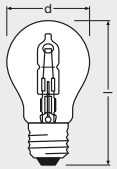

1



Product name	GTIN (EAN)	W	V	lm		d [mm]	l [mm]	t [h]			No.
HAL CL A 20 W 230 V E27	4008321927163	20	230	235	E27	55	97	2000	D	20	1
HAL CL A 30 W 230 V E27	4008321211828	30	230	405	E27	55	97	2000	D	20	1
HAL CL A 46 W 230 V E27	4008321212078	46	230	700	E27	55	97	2000	D	20	1
HAL CL A 57 W 230 V E27	4008321927187	57	230	915	E27	55	97	2000	D	20	1
HAL CL A 77 W 230 V E27	4008321927200	77	230	1320	E27	55	97	2000	D	20	1
HAL CL A 116 W 230 V E27	4008321928153	116	230	2135	E27	55	97	2000	D	20	1

Product features
- Average life: 2,000 hours
- 100 % dimmable
- Perfect color rendering (R_a: 100)

Product benefits
- Simple direct replacement for conventional incandescent lamps
- The same pleasant quality of light as that of an incandescent lamp
- Instant 100 % light, no warm-up time
- Contains no mercury
- UV filter

Areas of application
- General illumination
- Mood lighting
- Entrance lighting
- Restaurants, hotels and similar prestigious applications

HALOGEN CLASSIC B
Halogen lamps, classic mini-candle shape

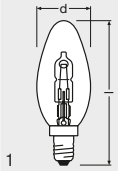

1



Product name	GTIN (EAN)	W	V	lm		d [mm]	l [mm]	t [h]			No.
HAL CL B 20 W 230 V E14	4008321927286	20	230	235	E14	35	104	2000	D	20	1
HAL CL B 30 W 230 V E14	4008321212153	30	230	405	E14	35	104	2000	D	20	1
HAL CL B 46 W 230 V E14	4008321927309	46	230	700	E14	35	104	2000	D	20	1

Product features
- Average life: 2,000 hours
- 100 % dimmable
- Perfect color rendering (R_a: 100)

Product benefits
- Simple direct replacement for conventional incandescent lamps
- The same pleasant quality of light as that of an incandescent lamp
- Instant 100 % light, no warm-up time
- Contains no mercury
- UV filter

Areas of application
- General illumination
- Dining table lighting
- Entrance lighting
- Restaurants, hotels and similar prestigious applications

HALOGEN CLASSIC BW
Halogen lamps, classic wound mini-candle shape

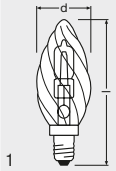

1



Product name	GTIN (EAN)	W	V	lm		d [mm]	l [mm]	t [h]			No.
HAL CL BW 30 W 230 V E14	4008321927385	30	230	405	E14	35	104	2000	D	20	1
HAL CL BW 46 W 230 V E14	4008321984906	46	230	700	E14	35	104	2000	D	20	1

Product features
- Average life: 2,000 hours
- 100 % dimmable
- Perfect color rendering (R_a: 100)

Product benefits
- Simple direct replacement for conventional incandescent lamps
- The same pleasant quality of light as that of an incandescent lamp
- Instant 100 % light, no warm-up time
- Contains no mercury
- UV filter

Areas of application
- General illumination
- Dining table lighting
- Entrance lighting
- Mood lighting
- Restaurants, hotels and similar prestigious applications

HALOGEN CLASSIC P
Halogen lamps, classic mini-ball shape



Product name	GTIN (EAN)	W	V	lm		d [mm]	l [mm]	t [h]			No.
HAL CL P 20 W 230 V E14	4008321927446	20	230	235	E14	45	77	2000	D	20	1
HAL CL P 20 W 230 V E27	4008321927569	20	230	235	E27	45	74	2000	D	20	2
HAL CL P 30 W 230 V E14	4008321927460	30	230	405	E14	45	77	2000	D	20	1
HAL CL P 30 W 230 V E27	4008321927583	30	230	405	E27	45	74	2000	D	20	2
HAL CL P 46 W 230 V E14	4008321927484	46	230	700	E14	45	77	2000	D	20	1
HAL CL P 46 W 230 V E27	4008321927606	46	230	700	E27	45	74	2000	D	20	2

Product features
- Average life: 2,000 hours
- 100 % dimmable
- Perfect color rendering (R_a: 100)

Product benefits
- Simple direct replacement for conventional incandescent lamps
- The same pleasant quality of light as that of an incandescent lamp
- Instant 100 % light, no warm-up time
- Contains no mercury
- UV filter

Areas of application
- General illumination
- Mood lighting
- Entrance lighting
- Mirror lighting

HALOGEN CLASSIC R50
Halogen lamps with 50 mm reflector for accent lighting



Product name	GTIN (EAN)	W	V	lm	°		d [mm]	l [mm]			No.
HAL CL R50 30 W 230 V E14 [1]	4008321212115	30	230	170	30	E14	50	85	D	20	1
HAL CL R50 46 W 230 V E14 [1]	4008321984869	46	230	290	30	E14	50	85	D	20	1
HAL CL R50 20 W 230 V E14 [1]	4008321984852	20	230	90	30	E14	50	85	D	20	1

1) Banned from 1.9.2016 as per EU phase-out plan

Product features
- Average life: 2,000 hours
- 100 % dimmable
- Perfect color rendering (R_a: 100)

Product benefits
- Simple direct replacement for conventional incandescent lamps
- The same pleasant quality of light as that of an incandescent lamp
- Instant 100 % light, no warm-up time
- Contains no mercury
- UV filter

Areas of application
- General illumination
- Accent lighting
- Mood lighting
- Entrance lighting
- Restaurants, hotels and similar prestigious applications

References / Links
For light distribution curves, see www.osram.com

HALOGEN CLASSIC R63
Halogen lamps with 63 mm reflector for accent lighting

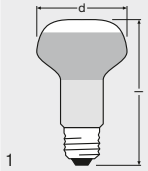

1



Product name	GTIN (EAN)	W	V	lm	°		d [mm]	l [mm]			No.
HAL CL R63 30 W 230 V E27 [1]	4008321670953	30	230	180	30	E27	63.5	102	D	20	1
HAL CL R63 46 W 230 V E27 [1]	4008321212139	46	230	300	30	E27	63.5	102	D	20	1

1) Banned from 1.9.2016 as per EU phase-out plan

Product features
- Average life: 2,000 hours
- 100 % dimmable
- Perfect color rendering (R_a: 100)

Product benefits
- Simple direct replacement for conventional incandescent lamps
- The same pleasant quality of light as that of an incandescent lamp
- Instant 100 % light, no warm-up time
- Contains no mercury
- UV filter

Areas of application
- General illumination
- Accent lighting
- Mood lighting
- Entrance lighting
- Restaurants, hotels and similar prestigious applications

References / Links
For light distribution curves, see www.osram.com

HALOLUX® T
Halogen lamps for refrigerators

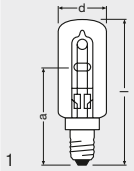

1



Product name	GTIN (EAN)	W	V	lm		d [mm]	l [mm]	K			No.
HALOLUX T 25 W 230 V E14	4050300500942	25	230	260	E14	26	80	2700	D	15	1
HALOLUX T 40 W 230 V E14	4050300363707	40	230	490	E14	26	80	2700	D	15	1
HALOLUX T 60 W 230 V E14	4050300331638	60	230	820	E14	26	80	2800	D	15	1

Product features
— Average life: 2,000 hours
— 100 % dimmable

Product benefits
— Compact dimensions
— UV filter
— Contains no mercury

Areas of application
— Domestic refrigerators

HALOLUX CERAM®
Compact halogen lamps for use in narrow luminaires

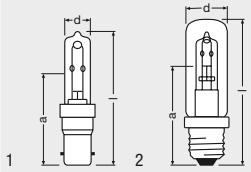



Product name	GTIN (EAN)	W	V	lm		d [mm]	l [mm]	K			No.
HALOLUX CERAM 40 W 230 V B15D	4008321393319	40	230	590	B15d	13	67	2700	D	12	1
HALOLUX CERAM 60 W 230 V B15D	4008321393708	60	230	980	B15d	13	67	2800	D	12	1
HALOLUX CERAM 60 W 230 V B15D	4008321393722	60	230	980	B15d	13	80	2800	D	12	1
HALOLUX CERAM 70 W 230 V B15D	4008321393746	70	230	1180	B15d	13	80	2800	D	12	1
HALOLUX CERAM 100 W 230 V B15D	4008321393760	100	230	1800	B15d	13	86	2900	D	12	1
HALOLUX CERAM 150 W 230 V B15D	4008321393784	150	230	2870	B15d	13	86	2900	D	12	1
HALOLUX CERAM 205 W 230 V B15D	4008321393807	205	230	4200	B15d	15	98	3000	D	12	1
HALOLUX CERAM 70 W 230 V E27	4008321393821	70	230	1180	E27	32	105	2800	D	12	2
HALOLUX CERAM 100 W 230 V E27	4008321393845	100	230	1800	E27	32	105	2900	D	12	2
HALOLUX CERAM 150 W 230 V E27	4008321393869	150	230	2870	E27	32	105	2900	D	12	2
HALOLUX CERAM 205 W 230 V E27	4008321393883	205	230	4200	E27	32	105	3000	D	12	2

Product features
- 100 % dimmable
- Average life: 2,000 hours
- Available in higher wattages of up to 205 W

Product benefits
- More compact dimensions than ordinary light bulbs
- The same pleasant quality of light as that of an incandescent lamp
- No transformer required
- UV filter
- Contains no mercury

Areas of application
- General illumination
- Mood lighting
- Dining table lighting
- Lighting for reading
- Restaurants, hotels and similar prestigious applications

HALOPIN® PRO
Halogen lamps with G9 base



1

Product name	GTIN (EAN)	W	V	lm		d [mm]	l [mm]	K			No.
HALOPIN PRO 20 W 230 V G9	4008321945273	20	230	235	G9	14	43	2700	D	20	1
HALOPIN PRO 33 W 230 V G9	4008321208668	33	230	460	G9	14	43	2700	D	20	1
HALOPIN PRO 48 W 230 V G9	4008321945334	48	230	740	G9	14	43	2800	D	20	1
HALOPIN PRO 60 W 230 V G9	4008321945372	60	230	980	G9	14	51	2800	D	20	1

Product features
- Average life: 2,000 hours
- Dimmable
- Color rendering index R_a: 100

Product benefits
- Brilliant accent lighting
- Incredibly small dimensions for revolutionary new luminaire designs
- Robust filament design thanks to innovative, unique bulb pinch technology
- Approved for use in open luminaires (according to IEC 60598-1)
- UV filter
- Complies with IEC 60432-2 thanks to integrated fuse function
- Lower thermal output (compared with the standard reference product)
- The lamp shuts down reliably
- Contains no mercury

Areas of application
- General illumination
- Workplace lighting
- Lighting for reading
- Dining table lighting
- Mirror lighting
- Accent lighting
- Mood lighting

HALOPIN® OVEN
Halogen oven lamps

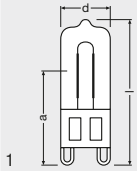

1



Product name	GTIN (EAN)	W	V	lm		d [mm]	l [mm]	K			No.
HALOPIN OVEN 25 W 230 V G9	4008321703552	25	230	260	G9	14	43	2700	D	20	1
HALOPIN OVEN 40 W 230 V G9	4008321703576	40	230	490	G9	14	43	2700	D	20	1

Product features
— Average life: 2,000 hours

Areas of application
— Baking ovens

Product benefits
— Optimum halogen content for high temperatures
— Contains no mercury

DECOPIN®
Small-size halogen lamps with aluminum reflector

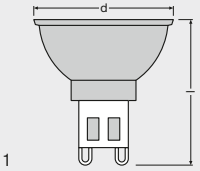

1



Product name	GTIN (EAN)	W	V		d [mm]	l [mm]			No.
DECOPIN 40 W 220…240 V 40° G9 [1)]	4008321907189	40	230	G9	41.5	43	D	20	1

1) Banned from 1.9.2016 as per EU phase-out plan

Product features
- Average life: 2,000 hours
- 100 % dimmable
- Color temperature: 2,700 K
- Color rendering index R_a: 100

Product benefits
- Brilliant accent light
- Incredibly small dimensions for revolutionary new luminaire designs
- Elegant aluminum reflector with optimized faceting
- Robust filament design thanks to innovative, unique bulb pinch technology
- Approved for use in open luminaires (according to IEC 60598-1)
- UV filter
- Complies with IEC 60432-2 thanks to integrated fuse function
- The lamp shuts down reliably
- Contains no mercury

Areas of application
- General illumination
- Workplace lighting
- Lighting for reading
- Mirror lighting
- Accent lighting

References / Links
For light distribution curves, see www.osram.com

OSRAM HALOPAR® PRO
Halogen lamps with parabolic reflector



Product name	GTIN (EAN)	W	V	lm	cd	∠°	d [mm]	l [mm]			No.
HALOPAR PRO 30 W 230 V 30° GU10 [1]	4008321927767	30	230	200	570	30	51	53	D	20	1
HALOPAR PRO 40 W 230 V 30° GU10 [1]	4008321208767	42	230	300	900	30	51	53	D	20	1

1) Not suitable for outdoor use or damp conditions / Banned from 1.9.2016 as per EU phase-out plan

Product features
- Average life: 2,000 hours
- Dimmable
- Color rendering index R_a: 100
- Base: GU10

Product benefits
- Brilliant accent lighting
- With whole glass reflector for brilliant lighting effects
- Approved for use in open luminaires (according to IEC 60598-1)
- Robust filament design thanks to innovative, unique bulb pinch technology
- UV filter
- Drastically reduced thermal load in the luminaire thanks to aluminum-coated reflector
- Complies with IEC 60432-2 thanks to integrated fuse function
- Contains no mercury

Areas of application
- General illumination
- Kitchen lighting
- Dining table lighting
- Mirror lighting
- Object lighting
- Shops
- Restaurants, hotels and similar prestigious applications

References / Links
For light distribution curves, see www.osram.com

OSRAM HALOPAR® 16 GU10/GZ10
Halogen lamps with parabolic reflector PAR16, with GU10/GZ10 base

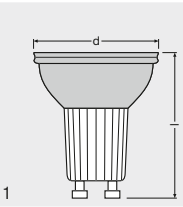

1



Product name	GTIN (EAN)	W	V	lm	cd	∠°	d [mm]	l [mm]			No.
HALOPAR 16 20 W 230 V 35° GU10 [1)]	4008321279057	20	230	100	230	35	51	55	D	20	1
HALOPAR 16 35 W 230 V 35° GU10 [1)]	4050300727165	35	230	230	570	35	51	55	D	20	1
HALOPAR 16 50 W 230 V 35° GU10 [1)]	4050300580111	50	230	350	900	35	51	55	D	20	1
HALOPAR 16 50 W 230 V 35° GZ10 [1)]	4050300501857	50	230	300	900	35	51	55	D	20	1

1) Not suitable for outdoor use or damp conditions / Banned from 1.9.2016 as per EU phase-out plan

Product features
- Average life: 2,000 hours
- 100 % dimmable
- Color rendering index R_a: 100
- Base: GU10, GZ10

Product benefits
- Brilliant accent light
- With whole glass reflector for brilliant lighting effects
- Approved for use in open luminaires (according to IEC 60598-1)
- No transformer required
- UV filter
- Innovative bulb pinch technology for the burner
- Complies with IEC 60432-2 thanks to integrated fuse function
- Contains no mercury

Areas of application
- General illumination
- Shops
- Restaurants, hotels and similar prestigious applications

References / Links
For light distribution curves, see www.osram.com

OSRAM HALOPAR® 16 E14
Halogen lamps with parabolic reflector PAR16, with E14 screw base

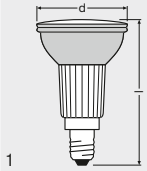

1



Product name	GTIN (EAN)	W	V	lm	cd	∠°		d [mm]			No.
HALOPAR 16 40 W 230 V 35° E14 [1)]	4050300938479	40	230	250	650	35	E14	50.7	D	20	1

1) Not suitable for outdoor use or damp conditions / Banned from 1.9.2016 as per EU phase-out plan

Product features
- Average life: 2,000 hours
- 100 % dimmable
- Perfect color rendering (R_a: 100)
- Color temperature: 2,700 K

Product benefits
- Brilliant accent light
- With whole glass reflector for brilliant lighting effects
- Instant 100 % light, no warm-up time
- Approved for use in open luminaires (according to IEC 60598-1)
- Contains no mercury
- UV filter

Areas of application
- General illumination
- Dining table lighting
- Object lighting
- Accent lighting
- Shops
- Restaurants, hotels and similar prestigious applications

References / Links
For light distribution curves, see www.osram.com

OSRAM HALOPAR® 20 GU10
Halogen lamps with parabolic reflector PAR20, with GU10 base

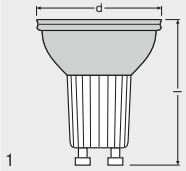

1



Product name	GTIN (EAN)	W	V	lm	cd	∠°		d [mm]			No.
HALOPAR 20 75 W 230 V 30° GU10 [1]	4050300856971	75	230	520	1900	30	GU10	64	D	20	1

1) Not suitable for outdoor use or damp conditions / Banned from 1.9.2016 as per EU phase-out plan

Product features
- Average life: 2,000 hours
- 100 % dimmable
- Color rendering index R_a: 100
- Color temperature: 2,800 K

Product benefits
- Brilliant accent light
- With whole glass reflector for brilliant lighting effects
- Approved for use in open luminaires (according to IEC 60598-1)
- No transformer required
- UV filter
- Robust filament design thanks to innovative, unique bulb pinch technology
- Complies with IEC 60432-2 thanks to integrated fuse function
- Contains no mercury

Areas of application
- General illumination
- Shops
- Restaurants, hotels and similar prestigious applications

References / Links
For light distribution curves, see www.osram.com

OSRAM HALOPAR® 20 E27
Halogen lamps with parabolic reflector PAR20, with E27 screw base

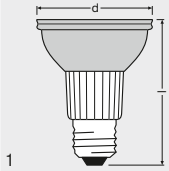

1



Product name	GTIN (EAN)	W	V	lm	cd	°		d [mm]			No.
HALOPAR 20 50 W 230 V 10° E27 [1]	4050300406800	50	230	350	3000	10	E27	64.5	D	15	1
HALOPAR 20 50 W 230 V 10° E27 [1]	4050300406848	50	230	350	3200	10	E27	64.5	D	15	1
HALOPAR 20 50 W 230 V 30° E27 [1]	4050300406824	50	230	350	1000	30	E27	64.5	D	15	1
HALOPAR 20 50 W 230 V 30° E27 [1]	4050300406862	50	230	350	1100	30	E27	64.5	D	15	1

1) Not suitable for outdoor use or damp conditions / Banned from 1.9.2016 as per EU phase-out plan

Product features
- Average life: 2,000 hours
- 100 % dimmable
- Perfect color rendering (R_a: 100)
- Color temperature: 2,800 K

Product benefits
- Brilliant accent light
- With whole glass reflector for brilliant lighting effects
- Instant 100 % light, no warm-up time
- Approved for use in open luminaires (according to IEC 60598-1)
- Contains no mercury
- UV filter

Areas of application
- General illumination
- Kitchen lighting
- Dining table lighting
- Object lighting
- Accent lighting
- Shops
- Restaurants, hotels and similar prestigious applications

References / Links
For light distribution curves, see www.osram.com

OSRAM HALOPAR® 30
Halogen lamps with parabolic reflector PAR30, with screw base



1

Product name	GTIN (EAN)	W	V	lm	cd	∠°		d [mm]			No.
HALOPAR 30 75 W 230 V 10° E27 [1]	4050300338460	75	230	650	6900	10	E27	97	D	15	1
HALOPAR 30 75 W 230 V 30° E27 [1]	4050300338484	75	230	650	2200	30	E27	97	D	15	1
HALOPAR 30 75 W 230 V 30° E27 [1]	4050300338507	75	230	670	2400	30	E27	97	D	15	1

1) Not suitable for outdoor use or damp conditions / Banned from 1.9.2016 as per EU phase-out plan

Product features
- Average life: 2,000 hours
- 100 % dimmable
- Perfect color rendering (R_a: 100)
- Color temperature: 2,900 K

Product benefits
- Brilliant accent light
- With whole glass reflector for brilliant lighting effects
- Instant 100 % light, no warm-up time
- Approved for use in open luminaires (according to IEC 60598-1)
- Contains no mercury
- UV filter

Areas of application
- General illumination
- Workplace lighting
- Kitchen lighting
- Object lighting
- Accent lighting
- Shops
- Restaurants, hotels and similar prestigious applications

References / Links
For light distribution curves, see www.osram.com

OSRAM HALOPAR® 38
Halogen lamps with parabolic reflector PAR38, with screw base



1

Product name	GTIN (EAN)	W	V	lm	cd	°	d [mm]	l [mm]			No.
HALOPAR 38 50 W 240 V 30° E27 [1]	4008321380364	50	220…240	400	1200	30	123	139	D	12	1
HALOPAR 38 75 W 240 V 12° E27 [1]	4008321380401	75	220…240	620	7200	12	123	139	D	12	1
HALOPAR 38 75 W 240 V 30° E27 [1]	4008321380340	75	220…240	580	2400	30	123	139	D	12	1
HALOPAR 38 100 W 240 V 30° E27 [1]	4008321372062	100	220…240	900	3100	30	123	134	D	12	1

1) Banned from 1.9.2016 as per EU phase-out plan

Product features
- Average life: 2,000 hours
- 100 % dimmable
- Perfect color rendering (R_a: 100)
- Base: E27

Product benefits
- With whole glass reflector for brilliant lighting effects
- Instant 100 % light, no warm-up time
- Approved for use in open luminaires (according to IEC 60598-1)
- Suitable for outdoor applications in approved luminaires
- Contains no mercury
- UV filter

Areas of application
- General illumination
- Object lighting
- Accent lighting

References / Links
For light distribution curves, see www.osram.com

HALOLINE® PRO
Double-ended halogen lamps with tube base

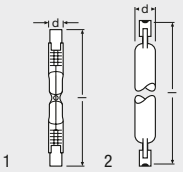



Product name	GTIN (EAN)	W	V	lm		d [mm]	l [mm]	K			No.
HALOLINE PRO 48 W 230 V R7S [1)]	4008321977595	48	230	750	R7s	12	74.9	2800	C	20	1
HALOLINE PRO 80 W 230 V R7S [1)]	4008321928078	80	230	1400	R7s	12	74.9	2950	D	20	1
HALOLINE PRO 120 W 230 V R7S [1)]	4008321928092	120	230	2200	R7s	12	74.9	2950	C	20	2
HALOLINE PRO 120 W 230 V R7S [1)]	4008321977670	120	230	2200	R7s	12	114.2	2900	D	20	2
HALOLINE PRO 160 W 230 V R7S [1)]	4008321977755	160	230	3100	R7s	12	114.2	2900	C	20	2
HALOLINE PRO 230 W 230 V R7S [1)]	4008321207692	230	230	5000	R7s	12	114.2	2950	C	20	2
HALOLINE PRO 400 W 230 V R7S [1)]	4008321207715	400	230	8750	R7s	12	114.2	3000	C	20	2

1) Fuse protection with indicated values recommended according to IEC 60357, EN 60357 / For outdoor applications and operation in damp locations, special approved fixtures are required / Technical and light values are subject to change

Product features
- Average life: 2,000 hours
- Dimmable
- Color rendering index R_a: 100

Product benefits
- Brilliant accent lighting
- Direct replacement for standard tubular halogen lamps
- Significantly lower CO_2 emissions compared to standard version
- Lower thermal output (compared with the standard reference product)
- No transformer required
- Contains no mercury

Areas of application
- General illumination
- Entrance lighting
- Pathway lighting
- Outdoor applications only in suitable luminaires
- Traffic areas
- Shops
- Restaurants, hotels and similar prestigious applications
- Offices, public buildings
- Ideal for emphasizing and accentuating the structure of a room

HALOLINE® Standard
Double-ended halogen lamps with tube base

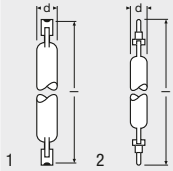



Product name	GTIN (EAN)	W	V	lm		d [mm]	l [mm]	A			No.
HALOLINE 750 W 230 V R7S [1]	4050300004167	750	230	16500	R7s	12	185.7	6.3	C	12	1
HALOLINE 1000 W 230 V R7S [1]	4050300004174	1000	230	22000	R7s	12	185.7	6.3	C	12	1
HALOLINE 1500 W 230 V R7S [1]	4050300004181	1500	230	33000	R7s	12	250.7	10	C	12	1
HALOLINE 2000 W 230 V FA4 [1]	4050300004198	2000	230	44000	Fa4	12	327.4	10	C	12	2
HALOLINE 2000 W 230 V R7S [1]	4050300004204	2000	230	44000	R7s	12	327.4	10	C	12	1

1) Fuse protection with indicated values recommended according to IEC 60357, EN 60357 / For outdoor applications and operation in damp locations, special approved fixtures are required

Product features
- Average life: 2,000 hours
- 100 % dimmable
- Color rendering index R_a: 100
- Color temperature: 3,000 K
- Burning position: p15

Product benefits
- Brilliant accent light
- No transformer required
- Contains no mercury

Areas of application
- Ideal for emphasizing and accentuating buildings
- General illumination
- Entrance lighting
- Pathway lighting
- Garden lighting
- Traffic areas
- Shops
- Restaurants, hotels and similar prestigious applications
- Outdoor applications only in suitable luminaires

HALOSTAR® PRO
Low-voltage halogen lamps with pin base

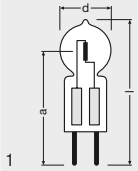

1



Product name	GTIN (EAN)	W	V	lm		d [mm]	l [mm]	K			No.
HALOSTAR PRO 7 W 12 V G4	4008321963192	7	12	105	G4	10	33	2800	B	40	1
HALOSTAR PRO 14 W 12 V G4	4008321317964	14	12	240	G4	10	33	2800	B	40	1
HALOSTAR PRO 25 W 12 V GY6.35	4050300987262	25	12	500	GY6.35	12	44	2800	B	40	1
HALOSTAR PRO 35 W 12 V GY6.35	4050300615905	35	12	860	GY6.35	12	44	2900	B	40	1
HALOSTAR PRO 50 W 12 V GY6.35	4050300615936	50	12	1180	GY6.35	12	44	3000	B	40	1
HALOSTAR PRO 60 W 12 V GY6.35	4050300785400	60	12	1650	GY6.35	12	44	3000	B	40	1

Product features
- Average life: 4,000 hours
- 100 % dimmable
- Color rendering index R_a: 100
- IRC technology

Product benefits
- Brilliant accent lighting
- Significantly lower CO_2 emissions compared to standard version
- High luminous efficacy compared with standard lamps
- Incredibly small dimensions for revolutionary new luminaire designs
- Approved for use in open luminaires (according to IEC 60598-1)
- UV filter
- Contains no mercury

Areas of application
- General illumination
- Kitchen lighting
- Lighting for reading
- Entrance lighting
- Shops
- Restaurants, hotels and similar prestigious applications
- Offices, public buildings
- Outdoor applications only in suitable luminaires

HALOSTAR STARLITE®
Low-voltage halogen lamps with pin base



Product name	GTIN (EAN)	W	V	lm		d [mm]	l [mm]	K			No.
HALOSTAR STARLITE 10 W 6 V G4	4050300335131	10	6	110	G4	10	33	2700	C	40	1
HALOSTAR STARLITE 5 W 12 V G4	4050300335032	5	12	55	G4	10	33	2700	B	40	2
HALOSTAR STARLITE 10 W 12 V G4	4050300335087	10	12	130	G4	10	33	2800	C	40	1
HALOSTAR STARLITE 20 W 12 V G4	4050300335162	20	12	300	G4	10	33	2800	C	40	1
HALOSTAR STARLITE 20 W 12 V GY6.35	4050300328171	20	12	290	GY6.35	12	44	2800	C	40	1
HALOSTAR STARLITE 35 W 12 V GY6.35	4050300017426	35	12	580	GY6.35	12	44	2900	C	40	1
HALOSTAR STARLITE 50 W 12 V GY6.35	4050300328201	50	12	900	GY6.35	12	44	3000	C	40	1
HALOSTAR STARLITE 75 W 12 V GY6.35	4050300490151	75	12	1450	GY6.35	12	44	3000	C	40	1
HALOSTAR STARLITE 90 W 12 V GY6.35	4050300490182	90	12	1800	GY6.35	12	44	3000	C	40	1

Product features
- Average life: 4,000 hours
- 100 % dimmable
- Color rendering index R_a: 100

Product benefits
- Brilliant accent light
- Incredibly small dimensions for revolutionary new luminaire designs
- Approved for use in open luminaires (according to IEC 60598-1)
- Axial filament for optimum directional light
- Special pins for corrosion protection
- UV filter
- Contains no mercury

Areas of application
- General illumination
- Entrance lighting
- Accent lighting
- Lighting for reading
- Garden lighting
- Shops
- Restaurants, hotels and similar prestigious applications
- Offices, public buildings
- Outdoor applications only in suitable luminaires

HALOSTAR® Standard
Low-voltage halogen lamps with pin base

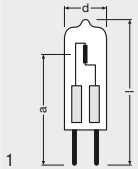

1



Product name	GTIN (EAN)	W	V	lm		d [mm]	l [mm]	K			No.
HALOSTAR 10 W 12 V G4	4050300010717	10	12	140	G4	10	33	2800	C	40	1
HALOSTAR 20 W 12 V G4	4050300003924	20	12	320	G4	10	33	2800	C	40	1
HALOSTAR 35 W 12 V GY6.35	4050300364629	35	12	630	GY6.35	12	44	2900	C	40	1
HALOSTAR 50 W 12 V GY6.35	4050300324432	50	12	910	GY6.35	12	44	3000	C	40	1

Product features
- Average life: 2,000 hours
- 100 % dimmable
- Color rendering index R_a: 100

Product benefits
- Brilliant accent light
- Incredibly small dimensions for revolutionary new luminaire designs
- Approved for use in open luminaires (according to IEC 60598-1)
- UV filter
- Contains no mercury

Areas of application
- General illumination
- Kitchen lighting
- Mirror lighting
- Lighting for reading
- Entrance lighting
- Shops
- Restaurants, hotels and similar prestigious applications
- Offices, public buildings

HALOSTAR® 24 V
Low-voltage halogen lamps with pin base (24 V)

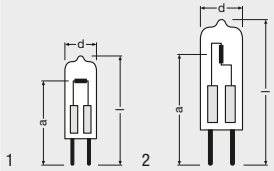



Product name	GTIN (EAN)	W	V	lm		t [h]	d [mm]	l [mm]			No.
HALOSTAR 24 V 20 W 24 V G4 [1]	4050300335513	20	24	320	G4	2000	10	33	C	40	1
HALOSTAR 24 V 50 W 24 V GY6.35 [1]	4050300335544	50	24	900	GY6.35	2000	12	44	C	40	2
HALOSTAR 24 V 100 W 24 V GY6.35 [1]	4050300335667	100	24	2200	GY6.35	2000	12	44	C	40	2
HALOSTAR 24 V 150 W 24 V GY6.35 [1]	4050300335698	150	24	3200	GY6.35	2000	12	44	D	40	2

1) Quick-acting miniature fuse needed according to EN 60432-3

Product features
- Color temperature: 2,900 K (20 W), 3,000 K (50 W/100 W/150 W)

Product benefits
- Base pins are tempered to protect them against corrosion
- Axial filament ensures optimum directional light
- High illuminance level
- Contains no mercury

HALOSTAR® OVEN
Low-voltage halogen lamps with pin base for oven lighting

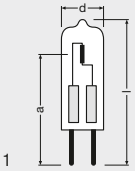

1



Product name	GTIN (EAN)	W	V	lm		t [h]	d [mm]	l [mm]			No.
HALOSTAR OVEN 5 W 12 V G4 [1]	4050300308029	5	12	60	G4	1000 [2]	10	33	B	40	1
HALOSTAR OVEN 10 W 12 V G4 [1]	4050300308081	10	12	140	G4	2000 [2]	10	33	C	40	1
HALOSTAR OVEN 20 W 12 V G4 [1]	4050300308050	20	12	320	G4	2000 [2]	10	33	C	40	1

1) Heat-resistant up to 300 °C / Lamps suitable for ovens with high-temperature self-cleaning (Lamps must be switched off! Max. ambient temperature 450 °C) / For use in shielded luminaires only
2) Average lifespan at room temperature; higher temperature can reduce the lifespan

Product benefits
- Two to three times the luminous efficiency of conventional oven lighting
- Optimum halogen content for high temperatures
- Tempered pins for reliable contact at high temperatures
- Suitable for pyrolysis (permissible ambient temperature 450 °C)
- Contains no mercury

Areas of application
- Baking ovens

HALOSPOT® 111 PRO
Halogen spot lamps with 111 mm aluminum reflector



Product name	GTIN (EAN)	W	V	lm	cd	∠°		l [mm]			No.
HALOSPOT 111 PRO 35 W 12 V 6° G53 [1)]	4050300656823	35	12	440	22500	6	G53	57	B	6	1
HALOSPOT 111 PRO 35 W 12 V 24° G53 [1)]	4050300656847	35	12	440	4200	24	G53	67	B	6	1
HALOSPOT 111 PRO 50 W 12 V 6° G53 [1)]	4050300656861	50	12	650	33000	6	G53	67	B	6	1
HALOSPOT 111 PRO 50 W 12 V 24° G53 [1)]	4050300656885	50	12	650	5500	24	G53	67	B	6	1
HALOSPOT 111 PRO 50 W 12 V 40° G53 [1)]	4008321909237	50	12	650	2000	40	G53	67	B	6	1
HALOSPOT 111 PRO 60 W 12 V 6° G53 [1)]	4050300786070	60	12	870	42000	6	G53	67	B	6	1
HALOSPOT 111 PRO 60 W 12 V 24° G53 [1)]	4050300786094	60	12	870	7000	24	G53	67	B	6	1
HALOSPOT 111 PRO 60 W 12 V 40° G53 [1)]	4008321909251	60	12	870	2800	40	G53	67	B	6	1

1) If connectors are used, an additional holder is required at the rim of the reflector / May produce noise in combination with some dimmers. Recommended solution: Use OSRAM HTI DALI 150/230-240 DIM with OSRAM DALI MCU

Product features
- Average life: 4,000 hours
- 100 % dimmable
- Color rendering index R_a: 100
- Color temperature: 2,900 K (35 W), 3,000 K (50 W/60 W)
- Diameter: 111 mm
- IRC technology

Product benefits
- Brilliant accent lighting
- Significantly lower CO_2 emissions compared to standard version
- Cap for reduced glare and ease of handling
- Approved for use in open luminaires (according to IEC 60598-1)
- UV filter
- Drastically reduced thermal load in the luminaire thanks to aluminum-coated reflector
- Contains no mercury

Areas of application
- General illumination
- Entrance lighting
- Shops
- Restaurants, hotels and similar prestigious applications
- Offices, public buildings

References / Links
For light distribution curves, see www.osram.com

HALOSPOT® 111
Halogen spot lamps with 111 mm aluminum reflector



Product name	GTIN (EAN)	W	V	lm	cd	∠°		l [mm]			No.
HALOSPOT 111 35 W 6 V 4° G53 [1]	4050300011141	35	6	320	30000	4	G53	67	C	6	1
HALOSPOT 111 35 W 12 V 4° G53 [1]	4050300335728	35	12	320	30000	4	G53	67	C	6	1
HALOSPOT 111 35 W 12 V 24° G53 [1]	4050300335766	35	12	320	2500	24	G53	67	C	6	1
HALOSPOT 111 50 W 12 V 4° G53 [1]	4050300011165	50	12	510	40000	4	G53	67	C	6	1
HALOSPOT 111 50 W 12 V 6° G53 [1]	4050300011752	50	12	510	17000	6	G53	67	C	6	1
HALOSPOT 111 50 W 12 V 24° G53 [1]	4050300011769	50	12	510	4000	24	G53	67	C	6	1
HALOSPOT 111 50 W 12 V 45° G53 [1]	4008321909213	50	12	510	1400	40	G53	67	C	6	1
HALOSPOT 111 75 W 12 V 6° G53 [1]	4050300011776	75	12	850	30000	6	G53	67	C	6	1
HALOSPOT 111 75 W 12 V 24° G53 [1]	4050300011783	75	12	850	5300	24	G53	67	C	6	1
HALOSPOT 111 75 W 12 V 45° G53 [1]	4050300011790	75	12	850	2000	40	G53	67	C	6	1
HALOSPOT 111 100 W 12 V 6° G53 [1]	4050300358604	100	12	1200	48000	6	G53	67	C	6	1
HALOSPOT 111 100 W 12 V 24° G53 [1]	4050300358628	100	12	1200	8500	24	G53	67	C	6	1
HALOSPOT 111 100 W 12 V 45° G53 [1]	4050300358642	100	12	1200	2800	40	G53	67	C	6	1

1) If connectors are used, an additional holder is required at the rim of the reflector / May produce noise in combination with some dimmers. Recommended solution: Use OSRAM HTi DALI 150/230-240 DIM with OSRAM DALI MCU

Product features
- Average life: 4,000 hours
- 100 % dimmable
- Color rendering index R_a: 100
- Color temperature: 3,000 K (35 W), 2,900 K (50 W/75 W/100 W)
- Diameter: 111 mm

Product benefits
- Brilliant accent light
- Cap for reduced glare and ease of handling
- Burner with axial filament for optimum distribution of light
- Approved for use in open luminaires (according to IEC 60598-1)
- UV filter
- Drastically reduced thermal load in the luminaire thanks to aluminum-coated reflector
- Contains no mercury

Areas of application
- General illumination
- Shops
- Restaurants, hotels and similar prestigious applications
- Offices, public buildings
- Entrance lighting

References / Links
For light distribution curves, see www.osram.com

HALOSPOT® 70
Halogen spot lamps with 70 mm aluminum reflector



Product name	GTIN (EAN)	W	V	lm	cd			l [mm]			No.
HALOSPOT 70 20 W 12 V 8° BA15D [1)]	4050300010656	20	12	150	7700	8	BA15d	50	C	10	1
HALOSPOT 70 20 W 12 V 24° BA15D	4050300011110	20	12	150	900	24	BA15d	50	C	10	1
HALOSPOT 70 50 W 12 V 8° BA15D [1)]	4050300011158	50	12	510	12500	8	BA15d	50	C	10	1
HALOSPOT 70 50 W 12 V 24° BA15D	4050300004020	50	12	510	2600	24	BA15d	50	C	10	1

1) Phase-out September 2016. Successor after sellout will be the FL version.

Product features
- Average life: 4,000 hours
- 100 % dimmable
- Color rendering index R_a: 100
- Color temperature: 3,000 K
- Diameter: 70 mm

Product benefits
- Brilliant accent light
- Cap for reduced glare and ease of handling
- Excellent distribution of light thanks to facetted reflector
- Approved for use in open luminaires (according to IEC 60598-1)
- UV filter
- Drastically reduced thermal load in the luminaire thanks to aluminum-coated reflector
- Contains no mercury

Areas of application
- General illumination
- Shops
- Restaurants, hotels and similar prestigious applications
- Offices, public buildings

References / Links
For light distribution curves, see www.osram.com

HALOSPOT® 48
Halogen spot lamps with 48 mm aluminum reflector



Product name	GTIN (EAN)	W	V	lm	cd			l [mm]			No.
HALOSPOT 48 20 W 12 V 8° GY4	4050300003962	20	12	150	3100	8	GY4	38	C	10	1
HALOSPOT 48 20 W 24 V 8° GY4 [1)]	4050300003979	20	24	205	3100	8	GY4	38	C	10	1

1) Phase-out September 2016.

Product features
- Average life: 4,000 hours (12 V)
- Color temperature: 2,800 K
- 100 % dimmable
- Color rendering index R_a: 100
- Diameter: 48 mm

Product benefits
- Brilliant accent light
- Cap for reduced glare and ease of handling
- Excellent distribution of light thanks to facetted reflector
- Approved for use in open luminaires (according to IEC 60598-1)
- UV filter
- Drastically reduced thermal load in the luminaire thanks to aluminum-coated reflector
- Contains no mercury

Areas of application
- General illumination
- Shops
- Restaurants, hotels and similar prestigious applications
- Offices, public buildings

References / Links
For light distribution curves, see www.osram.com

DECOSTAR® 51 PRO
Halogen dichroic reflector lamps with 51 mm diameter

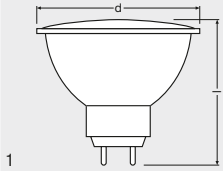



Product name	GTIN (EAN)	W	V	lm	cd			l [mm]			No.
DECOSTAR 51 PRO 14 W 12 V 10° GU5.3	4008321945020	14	12	180	2800	10	GU5.3	46	B	20	1
DECOSTAR 51 PRO 14 W 12 V 36° GU5.3	4008321945044	14	12	180	480	36	GU5.3	46	B	20	1
DECOSTAR 51 PRO 20 W 12 V 10° GU5.3	4050300620169	20	12	300	5500	10	GU5.3	46	B	20	1
DECOSTAR 51 PRO 20 W 12 V 24° GU5.3	4050300620183	20	12	300	2000	24	GU5.3	46	B	20	1
DECOSTAR 51 PRO 20 W 12 V 36° GU5.3	4050300620206	20	12	300	1000	36	GU5.3	46	B	20	1
DECOSTAR 51 PRO 20 W 12 V 60° GU5.3	4050300620220	20	12	300	450	60	GU5.3	46	B	20	1
DECOSTAR 51 PRO 35 W 12 V 10° GU5.3	4050300516592	35	12	620	11000	10	GU5.3	46	B	20	1
DECOSTAR 51 PRO 35 W 12 V 24° GU5.3	4050300516615	35	12	620	4100	24	GU5.3	46	B	20	1
DECOSTAR 51 PRO 35 W 12 V 36° GU5.3	4050300516639	35	12	620	2200	36	GU5.3	46	B	20	1
DECOSTAR 51 PRO 35 W 12 V 60° GU5.3	4050300516653	35	12	620	1050	60	GU5.3	46	B	20	1
DECOSTAR 51 PRO 50 W 12 V 10° GU5.3	4050300516677	50	12	870	15000	10	GU5.3	46	B	20	1
DECOSTAR 51 PRO 50 W 12 V 24° GU5.3	4050300516691	50	12	870	5300	24	GU5.3	46	B	20	1
DECOSTAR 51 PRO 50 W 12 V 36° GU5.3	4050300516714	50	12	870	2850	36	GU5.3	46	B	20	1
DECOSTAR 51 PRO 50 W 12 V 60° GU5.3	4050300516738	50	12	870	1450	60	GU5.3	46	B	20	1

Product features
- Average life: 5,000 hours
- 100 % dimmable
- Color rendering index R_a: 100
- Color temperature: 3,000 K
- Diameter: 51 mm
- Deco cover
- IRC technology

Product benefits
- Brilliant accent lighting
- Significantly lower CO_2 emissions compared to standard version
- Constant luminous intensity and constant color location throughout the lifetime
- Approved for use in open luminaires (according to IEC 60598-1)
- UV filter
- Contains no mercury

Areas of application
- General illumination
- Kitchen lighting
- Dining table lighting
- Mirror lighting
- Workplace lighting
- Shops
- Restaurants, hotels and similar prestigious applications

References / Links
For light distribution curves, see www.osram.com

DECOSTAR® 51 TITAN
Halogen dichroic reflector lamps with 51 mm diameter

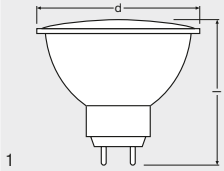

1



Product name	GTIN (EAN)	W	V	lm	cd	∠°		l [mm]			No.
DECOSTAR 51 TITAN 20 W 12 V 10° GU5.3	4050300428635	20	12	250	5000	10	GU5.3	46	B	20	1
DECOSTAR 51 TITAN 20 W 12 V 36° GU5.3	4050300428659	20	12	250	780	36	GU5.3	46	B	20	1
DECOSTAR 51 TITAN 20 W 12 V 60° GU5.3	4050300428673	20	12	250	350	60	GU5.3	46	B	20	1
DECOSTAR 51 TITAN 35 W 12 V 10° GU5.3	4050300428697	35	12	550	9500	10	GU5.3	46	B	20	1
DECOSTAR 51 TITAN 35 W 12 V 24° GU5.3	4050300476414	35	12	550	3100	24	GU5.3	46	B	20	1
DECOSTAR 51 TITAN 35 W 12 V 36° GU5.3	4050300428710	35	12	550	1500	36	GU5.3	46	B	20	1
DECOSTAR 51 TITAN 35 W 12 V 60° GU5.3	4050300428734	35	12	550	700	60	GU5.3	46	B	20	1
DECOSTAR 51 TITAN 50 W 12 V 10° GU5.3	4050300428758	50	12	770	12500	10	GU5.3	46	B	20	1
DECOSTAR 51 TITAN 50 W 12 V 24° GU5.3	4050300465708	50	12	770	4400	24	GU5.3	46	B	20	1
DECOSTAR 51 TITAN 50 W 12 V 36° GU5.3	4050300428772	50	12	770	2200	36	GU5.3	46	B	20	1
DECOSTAR 51 TITAN 50 W 12 V 60° GU5.3	4050300428796	50	12	770	1100	60	GU5.3	46	B	20	1

Product features
- Average life: 4,000 hours
- 100 % dimmable
- Color rendering index R_a: 100
- Color temperature: 3,000 K
- Diameter: 51 mm
- Deco cover

Product benefits
- Brilliant accent light
- Dichroic reflector reduces the heat in the light beam by up to 66 %
- Constant luminous intensity and constant color location throughout the lifetime
- Approved for use in open luminaires (according to IEC 60598-1)
- UV filter
- Contains no mercury

Areas of application
- General illumination
- Shops
- Restaurants, hotels and similar prestigious applications
- Offices, public buildings

References / Links
For light distribution curves, see www.osram.com

DECOSTAR® 35 TITAN
Halogen dichroic reflector lamps with 35 mm diameter

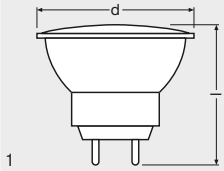

1



Product name	GTIN (EAN)	W	V	lm	cd			l [mm]			No.
DECOSTAR 35 TITAN 20 W 12 V 10° GU4	4050300529301	20	12	220	3500	10	GU4	40	B	10	1
DECOSTAR 35 TITAN 20 W 12 V 36° GU4	4050300529325	20	12	220	700	36	GU4	40	B	10	1
DECOSTAR 35 TITAN 35 W 12 V 10° GU4	4050300529349	35	12	480	6200	10	GU4	40	B	10	1
DECOSTAR 35 TITAN 35 W 12 V 36° GU4	4050300529363	35	12	480	1400	36	GU4	40	B	10	1

Product features
- Average life: 4,000 hours
- 100 % dimmable
- Color rendering index R_a: 100
- Color temperature: 3,000 K
- Diameter: 35 mm
- Deco cover

Product benefits
- Brilliant accent light
- Dichroic reflector reduces the heat in the light beam by up to 66 %
- Constant luminous intensity and constant color location throughout the lifetime
- Approved for use in open luminaires (according to IEC 60598-1)
- UV filter
- Contains no mercury

Areas of application
- General illumination
- Shops
- Restaurants, hotels and similar prestigious applications
- Offices, public buildings

References / Links
For light distribution curves, see www.osram.com

DECOSTAR® 51 ALU
Halogen aluminum-coated glass reflector lamps with 51 mm diameter

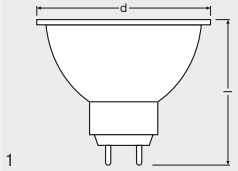

1



Product name	GTIN (EAN)	W	V	lm	cd	∠°		l [mm]			No.
DECOSTAR 51 ALU 20 W 12 V 36° GU5.3	4050300428819	20	12	205	510	36	GU5.3	46	C	20	1
DECOSTAR 51 ALU 35 W 12 V 36° GU5.3	4050300428833	35	12	430	1100	36	GU5.3	46	C	20	1
DECOSTAR 51 ALU 50 W 12 V 36° GU5.3	4050300428857	50	12	675	1500	36	GU5.3	46	C	20	1

Product features
- Average life: 4,000 hours
- 100 % dimmable
- Color rendering index R_a: 100
- Color temperature: 2,800 K (20 W), 2,900 K (35 W), 2,950 K (50 W)
- Diameter: 51 mm

Product benefits
- Brilliant accent light
- No light can escape through the back of the reflector
- Approved for use in open luminaires (according to IEC 60598-1)
- UV filter
- Aluminum-coated reflector without a shield reduces the thermal load in the luminaire
- Reduced thermal load: ~60 % compared with aluminum-coated reflectors with shield
- Reduced thermal load: ~80 % compared with dichroic reflectors with shield
- Contains no mercury

Areas of application
- General illumination
- Shops
- Restaurants, hotels and similar prestigious applications
- Offices, public buildings

References / Links
For light distribution curves, see www.osram.com

DECOSTAR® 51 COOL BLUE®
Halogen dichroic reflector lamps with 51 mm diameter

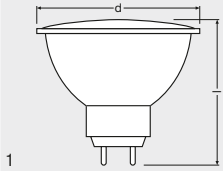

1



Product name	GTIN (EAN)	W	V	lm	cd	°		l [mm]			No.
DECOSTAR CB 50 W 12 V 36° GU5.3	4050300816661	50	12	680	1200	36	GU5.3	46	C	20	1

Product features
- Average life: 4,000 hours
- 100 % dimmable
- Color rendering index R_a: 95
- Color temperature: 4,500 K
- Diameter: 51 mm
- Coated deco cover for bluish white light

Product benefits
- Brilliant accent light
- Dichroic reflector reduces the heat in the light beam by up to 66 %
- Approved for use in open luminaires (according to IEC 60598-1)
- UV filter
- Contains no mercury

Areas of application
- Shops selling jewellery, glassware or ceramic goods

References / Links
For light distribution curves, see www.osram.com

DECOSTAR® 51S Standard
Halogen dichroic reflector lamps with 51 mm diameter

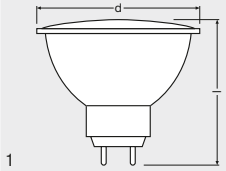

1



Product name	GTIN (EAN)	W	V	lm	cd			l [mm]			No.
DECOSTAR 51S 20 W 12 V 36° GU5.3	4050300272511	20	12	210	480	36	GU5.3	46	C	20	1
DECOSTAR 51S 35 W 12 V 36° GU5.3	4050300272634	35	12	430	1000	36	GU5.3	46	C	20	1
DECOSTAR 51S 50 W 12 V 36° GU5.3	4050300272795	50	12	680	1450	36	GU5.3	46	C	20	1

Product features
- Average life: 4,000 hours
- 100 % dimmable
- Color rendering index R_a: 100
- Color temperature: 3,000 K (20 W), 2,900 K (35 W), 2,950 K (50 W)
- Diameter: 51 mm
- Deco cover

Product benefits
- Brilliant accent light
- Dichroic reflector reduces the heat in the light beam by up to 66 %
- Approved for use in open luminaires (according to IEC 60598-1)
- UV filter
- Contains no mercury

Areas of application
- General illumination
- Entrance lighting
- Workplace lighting
- Kitchen lighting
- Mirror lighting
- Object lighting

References / Links
For light distribution curves, see www.osram.com

DECOSTAR® 35
Halogen dichroic reflector lamps with 35 mm diameter

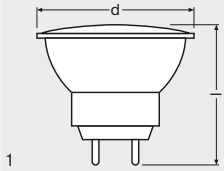

1



Product name	GTIN (EAN)	W	V	lm	cd			l [mm]			No.
DECOSTAR 35 10 W 12 V 36° GU4	4050300443935	10	12	90	300	36	GU4	40	C	10	1
DECOSTAR 35 20 W 12 V 36° GU4	4050300346168	20	12	205	580	36	GU4	40	C	10	1
DECOSTAR 35 35 W 12 V 36° GU4	4050300346229	35	12	430	1000	36	GU4	40	C	10	1

Product features
- Average life: 4,000 hours
- 100 % dimmable
- Color rendering index R_a: 100
- Color temperature: 2,800 K (10 W/20 W), 2,900 K (35 W)
- Diameter: 35 mm
- Deco cover

Product benefits
- Brilliant accent light
- Dichroic reflector reduces the heat in the light beam by up to 66 %
- Approved for use in open luminaires (according to IEC 60598-1)
- UV filter
- Contains no mercury

Areas of application
- General illumination
- Workplace lighting
- Kitchen lighting
- Mirror lighting
- Object lighting
- Shops
- Restaurants, hotels and similar prestigious applications

References / Links
For light distribution curves, see www.osram.com



BA15d
Sheet 7004-11 A

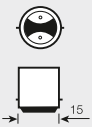

B15d
Sheet 7004-11



E14
Sheet 7004-23

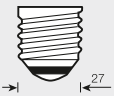

E27
Sheet 7004-21



Fa4
Sheet 7004-58



R7s
Sheet 7004-92



G4
Sheet 7004-72



G9
Sheet 7004-129



G53
Sheet 7004-134



GY4
Sheet 7004-72 A



GY6.35
Sheet 7004-59



GZ4
Sheet 7004-67



GU4
Sheet 7004-108



GX5.3
Sheet 7004-73 A



GU5.3
Sheet 7004-109



GU10
Sheet 7004-121



GZ10
Sheet 7004-120

Note:
Operate halogen lamps for outdoor applications and damp locations only in luminaires approved for the purpose.

All the line voltage halogen lamps shown are rated for the European line voltage of 230 V.

Other types are available on request.
For an extended range for non-EU countries, go to www.osram.com


BAHNHOF POTSDAMER PLATZ

Display and signal lamps

Low-voltage halogen longlife lamps for 10 V systems, road traffic	11.02
Low-voltage halogen lamps, road traffic	11.03
SIRIUS® – Low-voltage halogen lamps with dichroic reflector, road traffic	11.04
Low-voltage over-pressure lamps for 10 V systems, road traffic	11.05
Low-voltage over-pressure longlife lamps for 10 V systems, road traffic	11.06
Low-voltage over-pressure single-coil lamps for 40 V systems, road traffic	11.07
Low-voltage over-pressure dual-coil lamps for 40 V systems, road traffic	11.08
High-voltage krypton lamps, road traffic	11.09
High-voltage krypton longlife lamps, road traffic	11.10
Standard high-voltage lamps, road traffic	11.10
Standard high-voltage longlife lamps, road traffic	11.11
Low-voltage over-pressure single-coil lamps, railway	11.11
Low-voltage over-pressure dual-coil lamps, railway	11.12
Bases IEC/EN 60061-1	11.13

Low-voltage halogen longlife lamps for 10 V systems, road traffic

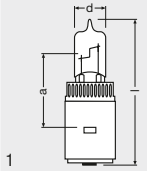

1



Product name	GTIN (EAN)	W	V TEST	lm	LCL a [mm]	d [mm]	l [mm]			No.
SIG 64032	4008321037725	20	10.5	270	31 1)	12.5	65	s105 2)	200	1
SIG 64033	4008321037732	30	10.5	400	31 1)	12.5	65	s105 2)	200	1

1) Distance from the coil to the lug of base
2) Only the permissible burning position may be used, otherwise the lamp will fail prematurely

Product features
— Approx. lifetime: 16,000 h (related to entire period of lamp in signal system)

Product benefits
— Enable a two-year lamp replacement cycle
— Max. premature failure rate: 2 % (related to lamp failures only)
— Reduced maintenance cost of signal equipment due to long lamp lifetime
— Use in existing standard-compliant installations without upgrades or adjustments

Areas of application
— Road traffic signalling systems

Operating instructions
All halogen signal lamps operate at high temperature and pressure. They may therefore only be operated in signal equipment/luminaires specially designed for the purpose. Make sure that the lamps are protected against moisture during operation and in particular during relamping. When installing a new lamp, handle it by its protective cardboard sleeve.

Legal advice
Correspond to DIN 49842 part 1 and 3, and to DIN 67527-1

Low-voltage halogen lamps, road traffic

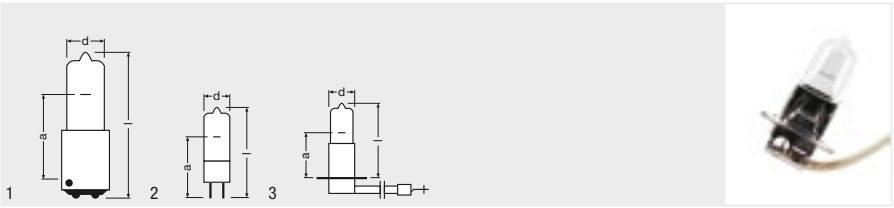

Product name	GTIN (EAN)	W	V TEST	t [h]	lm	d [mm]	l [mm]	LCL a [mm]		No.
SIG 62165 [1]	4008321037718	50	10	2000	820	11.5	50	26 [3]	100	1
SIG 64016	4050300837741	50	12	4000	900	12	44	30 [3]	100	2
SIG 64014 [2]	4050300222509	50	10	2000	950	11.5	42	18 [4]	100	3
SIG 64015	4050300217543	50	10	8000	750	11.5	42	18 [4]	100	3
SIG 64012/1	4008321033260	20	12	2000	320	9	31	19.5 [3]	40	2

1) Available on request
2) Particularly suitable for use in fiber-optic traffic signals
3) Distance from the coil to the top of base
4) Distance from the coil to the lug of base

Product benefits

— Low-voltage halogen lamps, therefore particularly high luminous flux
— Almost point-like light source for optimum focusing
— Virtually constant luminous flux throughout the life of the lamp
— Extremely long life compared to conventional lamps

Areas of application

— Road traffic signalling systems

Operating instructions

All halogen signal lamps operate at high temperature and pressure. They may therefore only be operated in signal equipment/luminaires specially designed for the purpose. Make sure that the lamps are protected against moisture during operation and in particular during relamping. When installing a new lamp, handle it by its protective cardboard sleeve.

SIRIUS® –
Low-voltage halogen lamps with dichroic reflector, road traffic

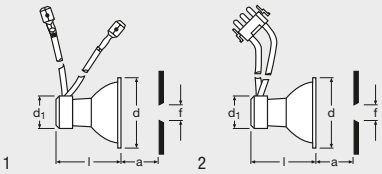



Product name	GTIN (EAN)	W	V TEST	t [h]	d [mm]	d1 [mm]	l [mm]	a		No.
SIG 64002	4050300246505	20	12	2000 2)	51	24.5	46.5	42	10	1
SIG 64002/B 1)	4050300324562	20	12	2000 2)	51	24.5	46.5	42	10	2
SIG 64004	4050300245225	50	10	2000 2)	51	24.5	46.5	42	10	1
SIG 64005	4050300282060	50	10	6000 2)	51	24.5	46.5	42	10	1

1) For rail signals
2) Average lifespan at test voltage/current

Product features
— Connecting cables equipped with contacts/insulation widely resistant to corrosion and heat

Product benefits
— Fixed adjustment of halogen tube to reflector provides high luminous intensity
— Nearly constant luminous intensity due to high-quality reflector coating
— Very long life due to the halogen tube

Areas of application
— Road and rail traffic signals

Safety advice
All halogen signal lamps operate at high temperature and pressure. They may therefore only be operated in signal equipment/luminaires specially designed for the purpose. Make sure that the lamps are protected against moisture during operation and in particular during relamping.

Low-voltage over-pressure lamps for 10 V systems, road traffic



1

Product name	GTIN (EAN)	W	V TEST	lm	d [mm]	l [mm]	LCL a [mm]			No.
SIG 1227	4008321903990	22	10.5	270	36	67	31 [1]	s135 [2]	200	1
SIG 1238	4008321904003	30	10.5	400	36	67	31 [1]	s135 [2]	200	1

1) Distance from the coil to the lug of base
2) Lamps with transverse filament should only be inclined perpendicularly to the filament plane / Only the permissible burning position may be used, otherwise the lamp will fail prematurely

Product benefits
- Much higher luminous efficacy than high-voltage signal lamps
- Clearly improved lamp quality due to higher gas pressure and inert gas filling
- Lead to reduced power consumption of the signal installation
- High resistance against shock and vibration compared to high-voltage lamps
- Max. premature failure rate: 2 % up to 4,400 h (related to lamp failures only)
- Retrofit for 230 V systems (replace lamp and reflector and install transformator)

Areas of application
- Road traffic signalling systems

Safety advice
Use only in signal equipment/luminaires that are specially designed for the purpose.

Protect the lamps against moisture during operation and installation.

Low-voltage over-pressure longlife lamps for 10 V systems, road traffic



1

Product name	GTIN (EAN)	W	V TEST	lm	d [mm]	l [mm]	LCL a [mm]			No.
SIG 1227 LL	4008321037695	22	10.5	270	36	67	31 [1]	s135 [2]	200	1
SIG 1238 LL	4008321037701	30	10.5	400	36	67	31 [1]	s135 [2]	200	1

1) Distance from the coil to the lug of base
2) Lamps with transverse filament should only be inclined perpendicularly to the filament plane / Only the permissible burning position may be used, otherwise the lamp will fail prematurely

Product features
— Maintenance intervals of up to one year possible (depending on installation)

Product benefits
— Increased lamp life compared to existing low-voltage signal lamps
— Max. premature failure rate: 2 % up to 8,000 h (related to lamp failures only)
— Exchange of existing low-voltage high-pressure lamps possible without adjustment
— Retrofit for 230 V systems (replace lamp and reflector and install transformator)

Areas of application
— Road traffic signalling systems

Safety advice
Use only in signal equipment/luminaires that are specially designed for the purpose.

Protect the lamps against moisture during operation and installation.

Low-voltage over-pressure single-coil lamps for 40 V systems, road traffic



1

Product name	GTIN (EAN)	W	V TEST	lm	d [mm]	l [mm]	LCL a [mm]			No.
SIG 1462	4050300832326	40	40	500	36	67	31 [1]	s135 [2]	100	1
SIG 1470	4050300832289	60	40	720	36	67	31 [1]	s135 [2]	100	1

1) Distance from the coil to the lug of base
2) Lamps with transverse filaments should only be inclined perpendicularly to the filament plane / Only the permissible burning position may be used, otherwise the lamp will fail prematurely

Product features
— Long average lamp lifetime: 8,000 h
— Maintenance intervals of up to four months possible (depending on installation)

Product benefits
— Max. premature failure rate: 2 % up to 3,000 h (related to lamp failures only)

Areas of application
— Road traffic signalling systems

Safety advice
Use only in signal equipment/luminaires that are specially designed for the purpose.

Protect the lamps against moisture during operation and installation.

Legal advice
Correspond to DIN 49842 part 1 and 3

Low-voltage over-pressure dual-coil lamps for 40 V systems, road traffic



1

Product name	GTIN (EAN)	W	V TEST	lm	d [mm]	l [mm]	LCL a [mm]			No.
SIG 1463	4050300832302	40	40	500	36	67	31 [1]	s135 [2]	100	1

1) Distance from the coil to the lug of base
2) Lamps with transverse filaments should only be inclined perpendicularly to the filament plane / Only the permissible burning position may be used, otherwise the lamp will fail prematurely

Product features

- Dual-coil lamps for higher operation safety of the signalling system
- Long average lamp lifetime: 8,000 h (for main filament only)
- Maintenance intervals of up to four months possible (depending on installation)

Product benefits

- Simple changeover to the secondary filament possible when main filament fails
- Max. premature failure rate: 2 % up to 3,000 h (related to lamp failures only)

Areas of application

- Road traffic signalling systems

Safety advice

Use only in signal equipment/luminaires that are specially designed for the purpose.

Protect the lamps against moisture during operation and installation.

Legal advice

Correspond to DIN 49842 part 1 and 3

High-voltage krypton lamps, road traffic

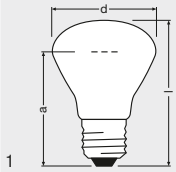

1



Product name	GTIN (EAN)	W	V TEST	lm	d [mm]	l [mm]	LCL a [mm]				
SIG 1543	4008321044365	75	235	520	62	91	69 [1]	s105 [2]	E	100	1

1) Distance from the coil to the top of base
2) Only the permissible burning position may be used, otherwise the lamp will fail prematurely

Product features
- Lamp base resistant to corrosion
- Long average lamp lifetime: 8,000 h
- Maintenance intervals of up to four months possible (depending on installation)

Product benefits
- Excellent optical efficiency thanks to a small cradle diameter
- High luminous efficacy from krypton as filler gas
- Max. premature failure rate: 2 % up to 3,000 h (related to lamp failures only)
- High resistance to shock and vibration thanks to nine supports for the filament

Areas of application
- Road traffic signalling systems

Safety advice
Use only in signal equipment/luminaires that are specially designed for the purpose.

Protect the lamps against moisture during operation and installation.

Legal advice
Correspond to DIN 49842 part 1 and 3

Meet luminous intensity requirements of DIN 67527-1/ EN 12368 (depending on installation)

High-voltage krypton longlife lamps, road traffic



1

Product name	GTIN (EAN)	W	V TEST	lm	d [mm]	l [mm]	LCL a [mm]			No.
SIG 1541 LL	4008321044327	60	235	380	62	91	69 [1]	s105 [2]	100	1
SIG 1543 LL	4008321044389	75	235	540	62	91	69 [1]	s105 [2]	100	1
SIG 1546 LL	4008321044358	100	235	780	62	100	79 [1]	s105 [2]	100	1

1) Distance from the coil to the top of base
2) Only the permissible burning position may be used, otherwise the lamp will fail prematurely

Product features
- Long average lamp lifetime: 14,000 h
- Maintenance intervals of up to one year possible (depending on installation)

Product benefits
- Increased lifetime compared to existing high-voltage krypton signal lamps
- Fit existing high-voltage signal installations without upgrades or adjustments
- Max. premature failure rate: 2 % up to 6,000 h (related to lamp failures only)

Areas of application
- Road traffic signalling systems

Safety advice
Use only in signal equipment/luminaires that are specially designed for the purpose.

Protect the lamps against moisture during operation and installation.

Legal advice
Meet luminous intensity requirements of DIN EN 12368 (depending on installation)

Standard high-voltage lamps, road traffic



1

Product name	GTIN (EAN)	W	V TEST	lm	d [mm]	l [mm]	LCL a [mm]			No.
SIG 1534 [1]	4050300984339	40	235	230	62	107	69 [2]	s135 [3]	100	1

1) Not for new designs
2) Distance from the coil to the top of base
3) Only the permissible burning position may be used, otherwise the lamp will fail prematurely

Areas of application
- Road traffic signalling systems

Safety advice
Use only in signal equipment/luminaires that are specially designed for the purpose.

Protect the lamps against moisture during operation and installation.

Standard high-voltage longlife lamps, road traffic

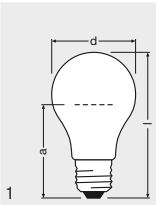

1



Product name	GTIN (EAN)	W	V TEST	lm	d [mm]	l [mm]	LCL a [mm]			No.
SIG 1534 LL [1]	4008321044396	40	235	200	62	105	69 [2]	s135 [3]	100	1

1) Not for new designs
2) Distance from the coil to the top of base
3) Only the permissible burning position may be used, otherwise the lamp will fail prematurely

Areas of application
— Road traffic signalling systems

Safety advice
Use only in signal equipment/luminaires that are specially designed for the purpose.

Protect the lamps against moisture during operation and installation.

Low-voltage over-pressure single-coil lamps, railway

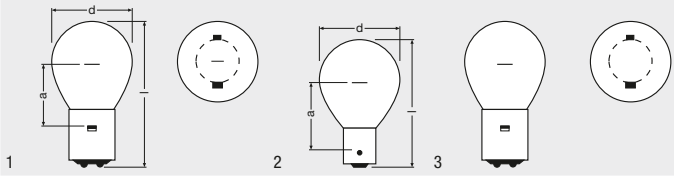



Product name	GTIN (EAN)	W	V TEST	t [h]	lm	d [mm]	l [mm]	LCL a [mm]		No.
SIG 1206 [1]	4050300832869	6	12	600 [2]	55	36	67	29.6 [3]	100	1
SIG 1220 [1]	4050300831596	20	12	2000 [2]	280	36	65	30 [3]	100	3
SIG 1260 [1]	4050300832036	20	10	6000 [2]	240	36	62	33.5 [3]	100	2

1) Available on request / Not for new designs
2) Average lifespan at test voltage/current
3) Distance from the coil to the lug of base

Product benefits
— Narrow geometrical tolerances for safe operation of the signal installation
— Exact light center position for optimum adjustment in the signal equipment
— Long lamp lifetime for efficient operation of signalling systems
— High reliability to avoid expensive delays to train schedules

Areas of application
— Railway traffic signalling systems

Safety advice
Use only in signal equipment/luminaires that are specially designed for the purpose.

Protect the lamps against moisture during operation and installation.

Low-voltage over-pressure dual-coil lamps, railway

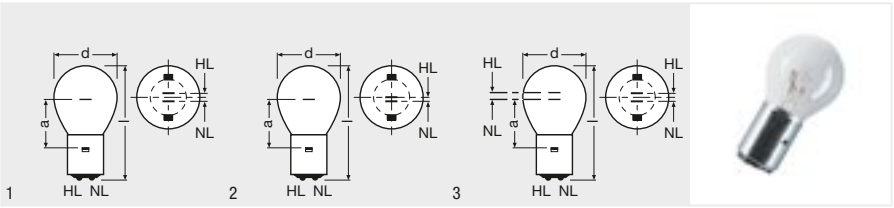

Product name	GTIN (EAN)	W	V TEST	t [h]	lm	d [mm]	l [mm]	LCL a [mm]		No.
SIG 1810 [1]	4050300832142	10	12	600 [3]	137	36	67	29.6 [4]	100	1
SIG 1210 [1]	4050300832173	10	12	600 [3]	137	36	67	29.6 [4]	100	2
SIG 1820 [2]	4050300832234	20	12	600 [3]	350	36	67	29.6 [4]	100	2
SIG 1230 [2]	4050300832203	30	12	600 [3]	520	36	67	29.6 [4]	100	2
SIG 2460 [1]	4050300831756	60	24	600 [3]	700	36	67	29.6 [4]	100	3
SIG 3015 [2]	4050300832111	15	30	600 [3]	213	36	67	29.6 [4]	100	2

1) Available on request / Not for new designs
2) Available on request
3) Average lifespan at test voltage/current
4) Distance from the coil to the lug of base

Product features
— Dual-coil lamps for higher operation safety of the signalling system

Product benefits
— Second filament takes over when the main filament fails
— Various wattages matched to specific needs of the relevant optical systems

Areas of application
— Railway traffic signalling systems

Safety advice
Use only in signal equipment/luminaires that are specially designed for the purpose.

Protect the lamps against moisture during operation and installation.



BA15d
Sheet 7004-11A

Holder standard:
Sheet 7005-13

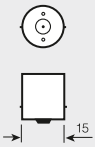

BA15s
Sheet 7004-11A

Sheet 7005-13



BA20d
Sheet 7004-12

Sheet 7005-14



BA20s
Sheet 7004-12

Sheet 7005-14



E27
Sheet 7004-21

Holder standard:
Sheet 7005-20



G4
Sheet 7004-72

Holder standard:
Sheet 7005-72



GY6.35-15
Sheet 7004-59

Sheet 7005-59

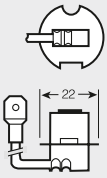

PK22s
Sheet 7004-47

Holder standard:
Sheet 7005-47



General lighting service lamps

DECOR COLOR A	12.02
SPECIAL OVEN T	12.03
SPECIAL OVEN P	12.03
SPECIAL T/FRIDGE	12.04
Bases IEC/EN 60061-1	12.05

DECOR COLOR A
Colored incandescent lamps, classic bulb shape



Product name	GTIN (EAN)	W	V		d [mm]	l [mm]			No.
DECOR A ORANGE 11 W 240 V E27	4008321545916	11	240	E27	55	96	E	35	1
DECOR A GREEN 11 W 240 V E27	4008321545893	11	240	E27	55	96	E	35	1
DECOR A RED 11 W 240 V E27	4008321545824	11	240	E27	55	96	E	35	1
DECOR A BLUE 11 W 240 V E27	4008321545862	11	240	E27	55	96	E	35	1
DECOR A YELLOW 11 W 240 V E27	4008321480910	11	240	E27	55	96	E	35	1

Product features
— Color: orange, blue, green, red or yellow

SPECIAL OVEN T
Incandescent lamps, tubular shape, for oven lighting



Product name	GTIN (EAN)	W	V	lm		d [mm]	l [mm]			No.
SPC.T OVEN CL 15 W 230 V E14	4050300003108	15	230	85	E14	22	50	E	100	1

Product features
— Ambient temperature: up to 300 °C

Areas of application
— Domestic baking ovens

SPECIAL OVEN P
Incandescent lamps, classic mini-ball shape, for oven lighting



Product name	GTIN (EAN)	W	V	lm		d [mm]	l [mm]			No.
SPC.P OVEN FR 40 W 240 V E14	4050300008486	40	240	400	E14	45	74	E	50	1

Product features
— Ambient temperature: up to 300 °C

Areas of application
— Domestic baking ovens

SPECIAL T/FRIDGE

Incandescent lamps, tubular shape, for fridge lighting

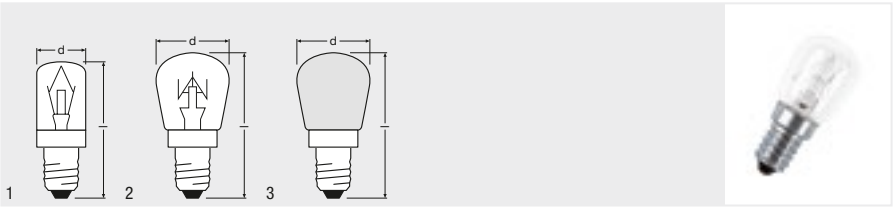

Product name	GTIN (EAN)	W	V	lm		d [mm]	l [mm]			No.
SPC.T CL 15 W 230 V E14	4050300066639	15	230	90	E14	17	54	E	50	1
SPC.T CL 15 W 230 V E14	4050300310282	15	230	110	E14	26	57	E	100	2
SPC.T FR 15 W 230 V E14	4050300003085	15	230	110	E14	26	57	E	100	3
SPC.T FR 25 W 230 V E14	4050300323596	25	230	190	E14	26	57	E	100	3

Areas of application

— Domestic refrigerators
— Sewing machines

Bases IEC/EN 60061-1



E14
Sheet 7004-23



E27
Sheet 7004-21



Electronic control gears

Electronic control gears from OSRAM – innovative technology for energy-efficient lighting	13.02
QUICKTRONIC®	13.04
OSRAM always has the right control gear for you	13.06
QUICKTRONIC® INTELLIGENT DALI DIM – ECG dimmable for T5/16 mm lamps	13.08
QUICKTRONIC® INTELLIGENT DALI DIM – ECG dimmable for T8/26 mm lamps	13.12
QUICKTRONIC® INTELLIGENT DALI DIM – ECG dimmable for CFL	13.14
QUICKTRONIC® INTELLIGENT DIM – ECG dimmable 1…10 V for T5/16 mm lamps	13.16
QUICKTRONIC® INTELLIGENT DIM – ECG dimmable 1…10 V for T8/26 mm lamps	13.19
QUICKTRONIC® INTELLIGENT DIM – ECG dimmable 1…10 V for CFL	13.20
QUICKTRONIC® DIM – ECG dimmable 1…10 V for T8/26mm lamps	13.22
QUICKTRONIC® INTELLIGENT – ECG for T5/16 mm lamps	13.23
QUICKTRONIC® PROFESSIONAL – ECG for T5/16 mm lamps	13.27
QUICKTRONIC® FQ® – ECG for T5/16 mm lamps	13.29
QUICKTRONIC® PROFESSIONAL OPTIMAL – ECG for CFL, T5/16 mm and T8/26 mm lamps	13.30
QUICKTRONIC® FIT 5 – ECG for T5/16 mm lamps	13.32
QUICKTRONIC® FIT 5/8 – ECG for T5/16 mm and T8/26 mm lamps	13.34
QUICKTRONIC® FIT 8 – ECG for T8/26 mm lamps	13.36
QUICKTRONIC® QTz8 – ECG for T8/26 mm lamps	13.38
QUICKTRONIC® PROFESSIONAL – ECG for DULUX® L and DULUX® F lamps	13.39
QUICKTRONIC® PROFESSIONAL – ECG for T5/16 mm – circular lamps	13.41
QUICKTRONIC® MULTIWATT – ECG for CFL	13.42
QUICKTRONIC® ECONOMIC – ECG for CFL	13.44
QUICKTRONIC® PROFESSIONAL – ECG for CFL	13.46
POWERTRONIC®	13.47

POWERTRONIC® OUTDOOR PTo – ECG for HID lamps, for outdoor lighting	13.48
POWERTRONIC® INTELLIGENT PTi S – ECG for HID lamps, for installation in luminaires	13.49
POWERTRONIC® INTELLIGENT PTi I – ECG for HID lamps, with cable clamp	13.50
POWERTRONIC® PT-FIT S – ECG for HID lamps, for installation in luminaires	13.51
POWERTRONIC® PT-FIT I – ECG for HID lamps, with cable clamp	13.52
POWERTRONIC® GREENHOUSE PTg – ECG for horticultural lighting	13.53
EBN-OS – Inrush current limiter for POWERTRONIC® ECG	13.54
HALOTRONIC®	13.55
HALOTRONIC® HTi – Dimmable electronic transformers for low-voltage halogen lamps	13.56
HALOTRONIC® PROFESSIONAL HTL – Electronic transformers for low-voltage halogen lamps	13.57
HALOTRONIC® COMPACT – HTM, HTN – Electronic transformers for low-voltage halogen lamps	13.58
ET-PARROT® – Electronic transformers for low-voltage halogen lamps	13.59
HALOTRONIC® – Dimmer modules	13.60
ECG mountings – protection housings	13.61
ECG mountings – cable clamps	13.62
Summary of lamp/ECG combinations	13.63
Installation and operating instructions	13.95
Wiring diagrams for dimmable (DALI) ECGs	13.106
Wiring diagrams for dimmable (1…10 V) ECGs	13.107
Wiring diagrams for non-dimmable (T5) ECGs	13.108
Wiring diagrams for non-dimmable (T8) ECGs	13.110
Wiring diagrams for non-dimmable (CFL) ECGs	13.111

Electronic control gears from OSRAM – innovative technology for energy-efficient lighting

A perfect combination
You can expect more than just components. You can expect a perfect system. As one of the world's leading suppliers in the lighting sector, OSRAM provides you with perfectly matched components: high-quality ECGs and lamps.

Your benefits
- Lamps and ECGs from a single source
- Maximum reliability in system operation
- Only one point of contact in all matters relating to lighting

High reliability today and in the future
Opting for ECGs from ORSAM is always the right decision – customers across the globe appreciate the reliability of our products as well as being able to save time and money. The highly reliable temperature and lifespan specifications from OSRAM are particularly valued, with only minimal occurrences of failure even in thermally critical situations.

Your benefits
- Compliance with current regulations and, in certain cases, conformity with planned regulations
- Maximum energy efficiency in lighting solutions
- The use of standard protocols enhanced by globally unique features
- State-of-the-art technology
- OSRAM's proven quality, reliability and guarantee



National Stadium Warsaw



Philological Library

Quality as part of a system – from one source
OSRAM's guarantee for electronic control gears and selected light sources – extract from guarantee terms and conditions







Electronic control gears	Electronic control gears	
Guarantee Level 1 **OSRAM guarantee**	Guarantee Level 2 **OSRAM guarantee**	Guarantee Level 3 **OSRAM System⁺ Guarantee**
OSRAM offers a full 3-year guarantee on products from the series: POWERTRONIC® PTg HALOTRONIC® PARROT	OSRAM offers a full 5-year guarantee on products from the series: QUICKTRONIC® DALI dimmable QUICKTRONIC® 1…10 V dimmable QUICKTRONIC® INTELLIGENT QUICKTRONIC® PROFESSIONAL QUICKTRONIC® FIT POWERTRONIC® (PTi, PTo, PT-FIT) HALOTRONIC® PROFESSIONAL (HTi, HTL, HTM, HTN)	OSRAM provides an up to 8-year guarantee where OSRAM "ECGs and light sources" are used together (selected series or types). This applies to selected fluorescent lamps and high-pressure discharge lamps in systems with: QUICKTRONIC® DALI dimmable QUICKTRONIC® 1…10 V dimmable QUICKTRONIC® INTELLIGENT QUICKTRONIC® PROFESSIONAL QUICKTRONIC® FIT POWERTRONIC® (PTi, PTo, PT-FIT) HALOTRONIC® PROFESSIONAL (HTi, HTL, HTM, HTN)
The guarantee starts with commissioning of the corresponding electronic control gears (ECGs) from OSRAM and ends no later than 42 months after the OSRAM product was manufactured.	The guarantee starts with commissioning of the corresponding electronic control gears (ECGs) from OSRAM and ends no later than 66 months after the OSRAM product was manufactured.	The guarantee starts with commissioning of the corresponding luminaires with OSRAM light sources and OSRAM electronic control gears in one system.
Registration is not required. For each product from the above-specified series that fails due to a material or manufacturing defect, a replacement or credit note will be provided as part of the guarantee service.	Registration is not required. For each product from the above-specified series that fails due to a material or manufacturing defect, a replacement or credit note will be provided as part of the guarantee service.	Registration is required. For each product from the affected lamp combinations that fails due to a material or manufacturing defect, a replacement or credit note will be provided as part of the guarantee service.
The full conditions and details of guarantee level 1 can be found on the Internet at www.osram.com/system-guarantee	The full conditions and details of guarantee level 2 can be found on the Internet at www.osram.com/system-guarantee	The full conditions and details of the System⁺ Guarantee, guarantee level 3 can be found on the Internet at www.osram.com/system-guarantee

QUICKTRONIC®

QUICKTRONIC® INTELLIGENT dimmable QTi (DALI)…DIM

QTi dimmable – DALI or 1…10 V interface

The current generation of dimmable QUICKTRONIC® INTELLIGENT control gears with DALI (Digital Addressable Lighting Interface) or 1…10 V interface (QTi DALI/DIM):

— Automatic lamp detection by intelligent multilamp operation and use of a large number of different lamps
→ Flexible luminaires and reduction of number of ECG types

Highest level of energy efficiency. Particularly low standby consumption for OSRAM DALI ECGs.

— Energy Efficiency Index EEI = A1 BAT
— Very low standby consumption:
· QTi DALI 1x, 2x: 0.2 W (AC and DC operation)
· QTi DALI 3x, 4x: < 0.5 W (AC and DC operation)
— Switching and dimming has no influence on lamp lifespan
— Optimum preheating at any dimming setting
— Dimming range: 1…100 % luminous flux



Outstanding flexibility and quality. Amalgam and longlife lamps.

— Dimming to 1 % with T5/T5 CONSTANT, T5 Energy Saver and T5 XT Longlife lamps
— Large number of additional ECG/lamp combinations (OSRAM DULUX® L…HE, XT)
— Up to 100,000 h service life at T_c = 65 °C, at max. 10 % failure
— Suitable for luminaires with protection class I
— Optimized lamp hot start within 0.5 s
— OSRAM CFL and T5 CONSTANT lamps: dimming in outdoor applications possible
— Maximum efficiency of OSRAM dimming ECGs of up to 94 % thanks to high-efficiency components and temperature-dependent cut-off. For dimmer settings > 80 % disconnection of electrode heating
→ Additional energy savings of up to 4 W (depending on type)



— CORRIDOR FUNCTION for direct connection of the ECG to standard motion sensors (or free configuration)



— Touch DIM® operation for up to 20 DALI ECGs



— Fit for SMART GRID for feedback of mains power input and lamp operating hours



— Fit for Emergency function (configurable automatic detection of emergency light operation via ECG)

QTi DIM electronic control gears from OSRAM are renowned for their optimized system efficiency

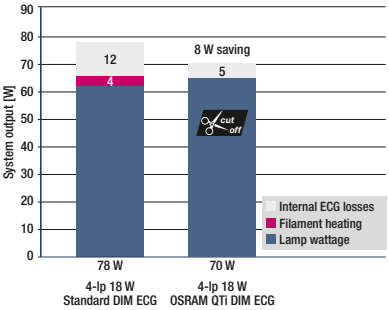

Values related to the same luminous flux (Ballast Lumen Factor) (BLF) for all QTi DIM = 1.0

Adjustment of the planning factor (0.8) thanks to the use of dimmable ECGs saves an additional 10 % in electricity costs

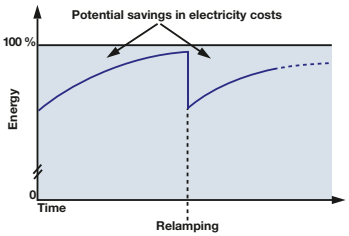

With a 2x HO 49 W luminaire, at an electricity price of 0.10 €/kWh, 20 € are additionally saved over its lamp lifespan merely with the planning factor adjustment (0.8): 10 % of 110 W x 18,000 h x 0.10 €/kWh = 20 €/luminaire in 4 years. This adjustment can be via the building management system or a light sensor.

Temperature modification regulation with QTi DALI ECG

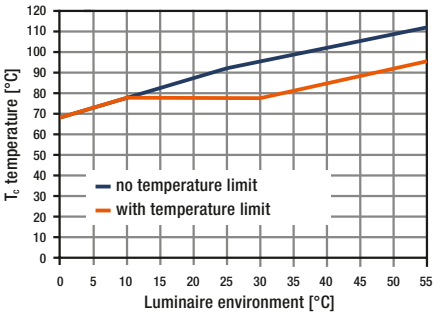

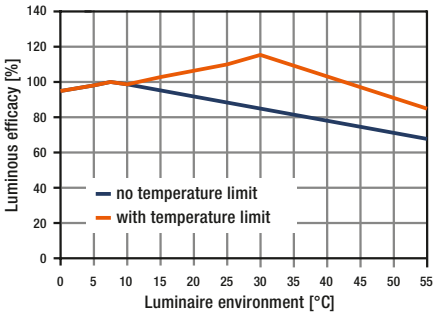

— Effective temperature protection via intelligent power reduction at high T_c temperatures
→ Simplifies safety accreditation for hot luminaires

The benefits are a significant increase of luminous efficacy (lm/W) of hot luminaires and reduced thermal load for luminaire components

— End of Life (EoL) disconnection in line with Test 2 (asymmetric power test)
— DALI standard in accordance with IEC 60929 and IEC 62386

QTi DALI DIM – DALI or Touch DIM® in one unit

— Touch DIM® – dimming without dimmers via the direct connection of standard push-buttons or standard motion sensors

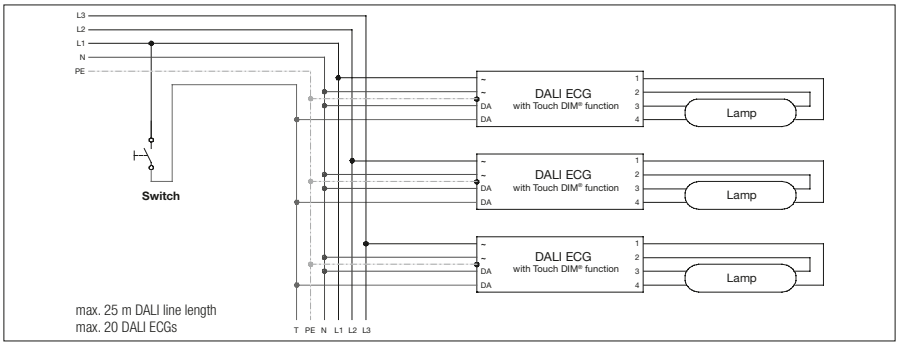

— Operation of up to 64 DALI ECGs via repeaters

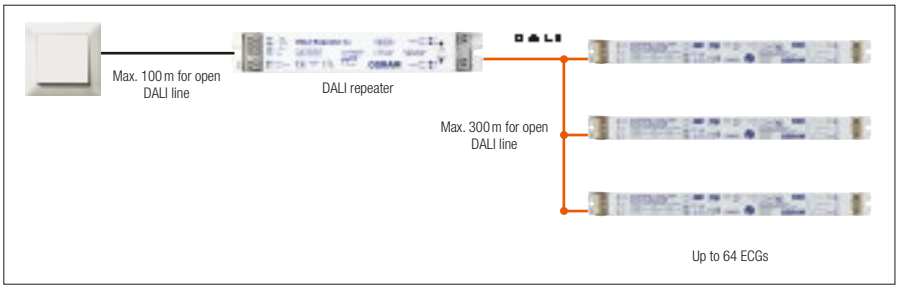

OSRAM always has the right control gear for you

For T5/Ø16 mm and T8/Ø26 mm fluorescent lamps

– **QUICKTRONIC® INTELLIGENT QTi**
Thanks to intelligent lamp detection, over 50 % fewer ECG types and greater flexibility for lighting systems. Up to three lighting levels provided with only one luminaire.
– Up to 100,000 h lifespan*
– Suitable for luminaires with protection class I and II





– **QUICKTRONIC® PROFESSIONAL QTP5**
– 2nd generation (GII) of the durable 100,000 h preheat start ECG*
– Also for protection class II luminaires



– **QUICKTRONIC® PROFESSIONAL QTP-OPTIMAL**
– For T5, T8 and DULUX® lamps
– 3rd generation of the durable 100,000 h preheat start QTP ECG*
– Also for protection class II luminaires
– Only 4 ECG types instead of 16, giving greater flexibility in luminaire production and warehousing as well as simplified assembly due to uniform geometry and wiring



– **QUICKTRONIC® QTz8**
– For T8 lamps
– Simple ECG for semi-professional applications

– **QUICKTRONIC® QTP-FC, QTP-M and QT-M**
– The compact control units for filigree T5 ring lamps

– **QUICKTRONIC® QT-FIT 5/8**
– The reliable 50,000 h preheat start ECG**
– For T5 or T8 lamps
– Especially energy-saving together with motion sensors



– **QUICKTRONIC® QT-FIT8**
– The reliable 50,000 h preheat start ECG**
– Especially energy-saving together with motion sensors



* At 10 % failure and T_c max -10 °C
** At 10 % failure



FC 22 W
FC 40 W



DULUX F 18 W
DULUX F 24 W
DULUX F 36 W



DULUX L 18 W
DULUX L 24 W
DULUX L 36 W
DULUX L 40 W



DULUX D/E 26 W



L 18 W
L 36 W



24 W HO
39 W HO



DULUX T/E 26 W (CONSTANT)
DULUX T/E 32 W (CONSTANT)
DULUX T/E 42 W (CONSTANT)

For compact fluorescent lamps

– **QUICKTRONIC® MULTIWATT-QTP-M and QT-M**
The universal hot restrike ECGs for up to 18 different lamps (OSRAM DULUX® L, F, D/E, T/E, …) from 18 to 42 W

– **QUICKTRONIC® PROFESSIONAL QTP-DL**
For OSRAM DULUX® L and F from 18 to 55 W and QTP-D/E, T/E for OSRAM DULUX® T/E, D/E and S/E from 9 to 42 W

– **QUICKTRONIC® ECONOMIC**
The electronic alternative to the LLCG – for OSRAM DULUX® S/E, D/E, T/E, T5, T8 from 4 to 26 W

QUICKTRONIC® INTELLIGENT DALI DIM – ECG dimmable for T5/16 mm lamps

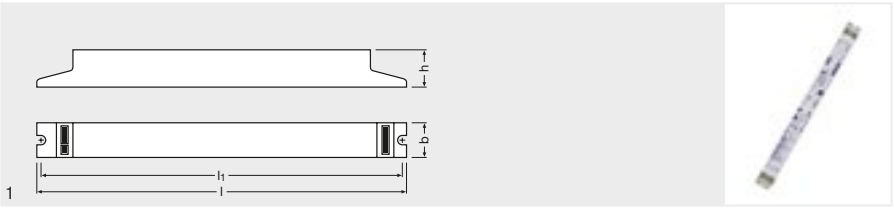

1

Product name	GTIN (EAN)		lm	A	W SYSTEM	λ	T_a	V min.–max.
QTi DALI 1X14/24 DIM	4050300870380	1xHE 14	1x1200	0.07	15	0.95	+10…+50	154…276
		1xHE 14 SLS	1x1200	0.07	15	0.95	+15…+50	
		1xHO 24	1x1750	0.11	25	0.98	+10…+50	
		1xHO 24 CONSTANT	1x1900	0.11	25	0.98	+10…+50	
		1xFC 22	1x1750	0.11	25	0.98	+10…+50	
		1xDL 24	1x1600	0.11	25	0.98	+10…+50	
		1xDF 24	1x1700	0.11	25	0.98	+10…+50	
QTi DALI 1X21/39 DIM	4050300870366	1xHE 21	1x1900	0.11	23	0.95	+10…+50	154…276
		1xHE 21 SLS	1x1900	0.11	23	0.96	+15…+50	
		1xHO 39	1x3100	0.18	42	0.98	+10…+50	
		1xHO 39 SLS	1x3100	0.18	41	0.98	+15…+50	
		1xHO 39 CONSTANT	1x3400	0.18	42	0.98	+10…+50	
		1xFC 40	1x3100	0.18	42	0.98	+10…+50	
		1xL 70	1x6200	0.29	70	0.99	-10…+50	
		1xDL 22 HE	1x2000	0.11	23	0.95	+10…+50	
		1xDL 40	1x3500	0.18	42	0.98	+10…+50	
		1xDL 40 CONSTANT	1x3500	0.18	42	0.98	+10…+50	
QTi DALI 1X28/54 DIM	4050300870809	1xHE 28	1x2600	0.14	30	0.97	+10…+50	154…276
		1xHE 28 SLS	1x2600	0.14	30	0.97	+15…+50	
		1xHO 50 ES	1x4800	0.26	59	0.99	+10…+50	
		1xHO 54	1x4450	0.26	59	0.99	+10…+50	
		1xHO 54 SLS	1x4450	0.26	59	0.99	+15…+50	
		1xHO 54 CONSTANT	1x4850	0.26	59	0.99	+10…+50	
		1xHO 54 XT	1x4450	0.26	59	0.99	+10…+50	
		1xFC 55	1x4450	0.26	59	0.99	+10…+50	
		1xDL 26 HE	1x2700	0.14	30	0.97	+10…+50	
		1xDL 28 HE	1x2700	0.14	30	0.97	+10…+50	
		1xDL 55	1x4800	0.26	59	0.99	+10…+50	
		1xDL 55 CONSTANT	1x4800	0.26	59	0.99	+10…+50	
		1xDL 55 XT	1x4800	0.26	59	0.99	+10…+50	
QTi DALI 1X35/49/80 DIM	4050300870342	1xHE 35	1x3300	0.17	38	0.95	+10…+50	154…276
		1xHE 35 XT	1x3300	0.17	38	0.95	+10…+50	
		1xHO 45 ES	1x4600	0.24	53	0.98	+10…+50	
		1xHO 49	1x4300	0.24	53	0.98	+10…+50	
		1xHO 49 CONSTANT	1x4450	0.24	53	0.98	+10…+50	
		1xHO 73 ES	1x6650	0.39	88	0.99	+10…+50	
		1xHO 80	1x6150	0.39	88	0.99	+10…+50	
		1xHO 80 CONSTANT	1x6800	0.39	88	0.99	+10…+50	
		1xHO 80 XT	1x6150	0.39	88	0.99	+10…+50	
		1xDL 80	1x6000	0.40	88	0.99	+10…+50	
		1xDL 80 CONSTANT	1x6000	0.40	88	0.99	+10…+50	

Product name	GTIN (EAN)		lm	A	W SYSTEM	λ	T_a	V min.-max.
QTi DALI 2X14/24 DIM	4050300870861	2xHE 14	2x1200	0.14	31	0.95	+10…+50	154…276
		2xHE 14 SLS	2x1200	0.14	31	0.95	+15…+50	
		2xHO 24	2x1750	0.22	49	0.98	+10…+50	
		2xHO 24 CONSTANT	2x1900	0.22	49	0.98	+10…+50	
		2xFC 22	2x1750	0.22	49	0.98	+10…+50	
		2xDL 24	2x1800	0.22	49	0.98	+10…+50	
		2xDF 24	2x1700	0.22	49	0.98	+10…+50	
QTi DALI 2X21/39 DIM	4050300870489	2xHE 21	2x1900	0.21	45	0.95	+10…+50	154…276
		2xHE 21 SLS	2x1900	0.21	45	0.96	+15…+50	
		2xHO 39	2x3100	0.36	82	0.98	+10…+50	
		2xHO 39 SLS	2x3100	0.36	82	0.98	+15…+50	
		2xHO 39 CONSTANT	2x3400	0.36	82	0.98	+10…+50	
		2xFC 40	2x3100	0.36	82	0.98	+10…+50	
		2xL 70	2x6200	0.56	128	0.99	-10…+50	
		2xDL 22 HE	2x2000	0.21	45	0.95	+10…+50	
		2xDL 40	2x3500	0.36	82	0.97	+10…+50	
		2xDL 40 CONSTANT	2x3500	0.36	82	0.97	+10…+50	
QTi DALI 2X28/54 DIM	4050300870502	2xHE 28	2x2600	0.27	60	0.97	+10…+50	154…276
		2xHE 28 SLS	2x2600	0.27	60	0.97	+15…+50	
		2xHO 50 ES	2x4800	0.51	115	0.99	+10…+50	
		2xHO 54	2x4450	0.51	115	0.99	+10…+50	
		2xHO 54 SLS	2x4450	0.51	115	0.99	+15…+50	
		2xHO 54 CONSTANT	2x4850	0.51	115	0.99	+10…+50	
		2xHO 54 XT	2x4450	0.51	115	0.99	+10…+50	
		2xFC 55	2x4450	0.51	115	0.99	+10…+50	
		2xDL 26 HE	2x2700	0.27	60	0.97	+10…+50	
		2xDL 28 HE	2x2700	0.27	60	0.97	+10…+50	
		2xDL 55	2x4800	0.51	115	0.99	+10…+50	
		2xDL 55 CONSTANT	2x4800	0.51	115	0.99	+10…+50	
		2xDL 55 XT	2x4800	0.51	115	0.99	+10…+50	
QTi DALI 2X35/49 DIM	4050300870465	2xHE 35	2x3300	0.33	75	0.98	+10…+50	154…276
		2xHE 35 XT	2x3300	0.33	75	0.98	+10…+50	
		2xHO 49	2x4300	0.45	104	0.99	+10…+50	
		2xHO 49 CONSTANT	2x4450	0.45	104	0.99	+10…+50	
QTi DALI 2X35/49/80 DIM	4050300870441	2xHE 35	2x3300	0.34	74	0.98	+10…+50	154…276
		2xHE 35 XT	2x3300	0.34	74	0.98	+10…+50	
		2xHO 45 ES	2x4600	0.45	101	0.97	+10…+50	
		2xHO 49	2x4300	0.46	101	0.99	+10…+50	
		2xHO 49 CONSTANT	2x4450	0.46	101	0.99	+10…+50	
		2xHO 73 ES	2x6400	0.72	165	0.99	+10…+50	
		2xHO 80	2x6150	0.74	165	0.99	+10…+50	
		2xHO 80 CONSTANT	2x6800	0.74	165	0.99	+10…+50	
		2xHO 80 XT	2x6150	0.74	165	0.99	+10…+50	
		2xDL 80	2x6000	0.74	165	0.99	+10…+50	
		2xDL 80 CONSTANT	2x6000	0.74	165	0.99	+10…+50	
QTi DALI 3X14/24 DIM	4008321069955	3xHE 14	3x1200	0.20	45	0.97	+10…+50	154…276
		3xHO 24	3x1750	0.32	73	0.99	+10…+50	
		3xHO 24 CONSTANT	3x1900	0.32	73	0.99	+10…+50	
		3xFC 22	3x1750	0.32	73	0.99	+10…+50	
		3xDL 24	3x1800	0.32	73	0.99	+10…+50	
		3xDF 24	3x1700	0.32	73	0.99	+10…+50	
QTi DALI 4X14/24 DIM	4008321070036	4xHE 14	4x1200	0.27	60	0.97	+10…+50	154…276
		4xHO 24	4x1750	0.43	98	0.99	+10…+50	
		4xHO 24 CONSTANT	4x1900	0.43	98	0.99	+10…+50	
		4xFC 22	4x1750	0.43	98	0.99	+10…+50	
		4xDL 24	4x1800	0.43	98	0.99	+10…+50	
		4xDF 24	4x1700	0.43	98	0.99	+10…+50	

Product name	kHz ECG	CONTROL	l [mm]	b [mm]	h [mm]	l1 [mm]		No.
QTi DALI 1X14/24 DIM	53…120	DALI / Touch DIM / Touch DIM Sensor	360	30	21	350	20	1
QTi DALI 1X21/39 DIM	44…120	DALI / Touch DIM / Touch DIM Sensor	360	30	21	350	20	1
QTi DALI 1X28/54 DIM	44…120	DALI / Touch DIM / Touch DIM Sensor	360	30	21	350	20	1
QTi DALI 1X35/49/80 DIM	44…120	DALI / Touch DIM / Touch DIM Sensor	360	30	21	350	20	1
QTi DALI 2X14/24 DIM	53…120	DALI / Touch DIM / Touch DIM Sensor	423	30	21	415	20	1
QTi DALI 2X21/39 DIM	44…120	DALI / Touch DIM / Touch DIM Sensor	423	30	21	415	20	1
QTi DALI 2X28/54 DIM	44…120	DALI / Touch DIM / Touch DIM Sensor	423	30	21	415	20	1
QTi DALI 2X35/49 DIM	44…120	DALI / Touch DIM / Touch DIM Sensor	423	30	21	415	20	1
QTi DALI 2X35/49/80 DIM	44…120	DALI / Touch DIM / Touch DIM Sensor	423	30	21	415	20	1
QTi DALI 3X14/24 DIM	40…100	DALI / Touch DIM / Touch DIM Sensor	360	40	21	350	20	1
QTi DALI 4X14/24 DIM	40…100	DALI / Touch DIM / Touch DIM Sensor	360	40	21	350	20	1

Product features
- Corridor function for direct connection of ECG to common motion sensor
- Corridor function with pre-programmed light program
- Touch DIM® function for free parameterization of light value and turn-on time
- Fit for SMART GRID for feedback of consumed mains power and lamp operating hours
- Fit for Emergency function for automatic detection of emergency lighting by ECG
- Very low standby power consumption: < 0.2 W (A1 BAT)
- Lifetime: > 100,000 h (for T = 65 °C at T_c)
- Very high number of switching cycles: up to 300,000
- Dimming range: 1…100 % (3…100 % with compact fluorescent lamp)
- POWER2LAMP function for optimal matching of ECG power to lamp during lamp lifetime
- Line frequency: 0 Hz, 50…60 Hz, rectified AC

Product benefits
- System+ Guarantee available
- Easy integration in luminaire thanks to same dimensions like DALI GI ECG
- Touch DIM® function for easy and inexpensive dimming of several ECGs
- Same luminous flux with direct and alternating current
- Dimming of amalgam lamps without flickering or reduced lifespan
- Automatic restart after lamp replacement
- No new approvals required

DALI product features
- Control via the DALI interface
- Compliance with the DALI standard according to IEC 60929 and IEC 62386
- Control input protected against overvoltage and polarity reversal (OSRAM ECG)

Touch DIM® and Touch DIM® Sensor function
- Manual dimming without controller and with standard switches
- Including memory function (double click) and soft start

Areas of application
- Suitable for use in emergency lighting systems as per EN 50172/DIN VDE 0108-100
- Installation in emergency lighting systems according to IEC 61347-2-3, appendix J
- Industry
- Open-plan offices, corridors and storage rooms
- Public buildings
- Sports halls and factories
- Strip lighting
- Shop lighting
- Suitable for luminaires of protection class I

QUICKTRONIC® INTELLIGENT DALI DIM – ECG dimmable for T8/26 mm lamps

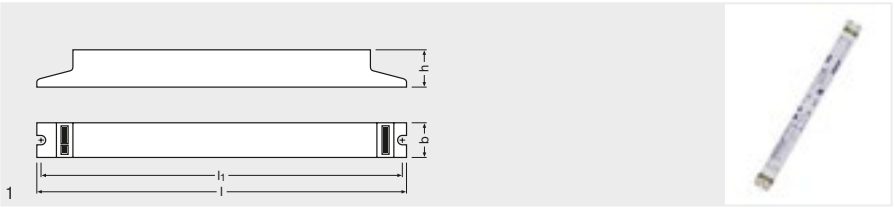

Product name	GTIN (EAN)		lm	A	W SYSTEM	λ	T_a	V min.-max.
QTi DALI 1X18 DIM	4050300870403	1xL 18	1x1350	0.08	18	0.97	-20…+50	154…276
		1xL 18 XT	1x1350	0.08	18	0.97	-20…+50	
		1xL 18 XXT	1x1350	0.08	18	0.97	-20…+50	
		1xDL 18	1x1200	0.08	18	0.97	+10…+50	
		1xDF 18	1x1100	0.08	18	0.97	+10…+50	
QTi DALI 1X36 DIM	4050300870427	1xL 30	1x2250	0.16	36	0.98	+10…+50	154…276
		1xL 32 C	1x2300	0.16	36	0.98	+10…+50	
		1xL 36 -1	1x2700	0.16	36	0.98	+10…+50	
		1xL 36 XT	1x3300	0.16	36	0.98	+10…+50	
		1xL 36 XXT	1x3300	0.16	36	0.98	-20…+50	
		1xL 36	1x3300	0.16	36	0.98	-20…+50	
		1xL 38	1x3300	0.16	36	0.98	+10…+50	
		1xDL 36	1x2900	0.16	36	0.97	+10…+50	
		1xDL 36 XT	1x2900	0.16	36	0.97	+10…+50	
		1xDF 36	1x2900	0.16	36	0.97	+10…+50	
QTi DALI 1X58 DIM	4050300870823	1xL 58	1x5000	0.25	56	0.99	+10…+50	154…276
		1xL 58 XT	1x5000	0.25	56	0.99	-20…+50	
		1xL 58 XXT	1x5000	0.25	56	0.99	-20…+50	
QTi DALI 2X18 DIM	4050300870526	2xL 18	2x1350	0.16	37	0.97	-20…+50	154…276
		2xL 18 XT	2x1350	0.16	37	0.97	-20…+50	
		2xL 18 XXT	2x1350	0.16	37	0.97	-20…+50	
		2xDL 18	2x1200	0.16	37	0.97	+10…+50	
		2xDF 18	2x1100	0.16	37	0.97	+10…+50	
QTi DALI 2X36 DIM	4050300870885	2xL 30	2x2250	0.31	69	0.98	+10…+50	154…276
		2xL 32 C	2x2300	0.31	69	0.98	+10…+50	
		2xL 36 -1	2x2700	0.31	69	0.98	+10…+50	
		2xL 36 XT	2x3300	0.31	37	0.98	+10…+50	
		2xL 36 XXT	2x3300	0.31	37	0.98	-20…+50	
		2xL 36	2x3300	0.30	69	0.98	-20…+50	
		2xL 38	2x3300	0.31	69	0.98	+10…+50	
		2xDL 36	2x2900	0.31	69	0.98	+10…+50	
		2xDL 36 XT	2x2900	0.31	69	0.98	+10…+50	
		2xDF 36	2x2900	0.31	69	0.98	+10…+50	
QTi DALI 2X58 DIM	4050300870847	2xL 58	2x5000	0.47	108	0.99	-20…+50	154…276
		2xL 58 XT	2x5000	0.47	108	0.99	-20…+50	
		2xL 58 XXT	2x5000	0.47	108	0.99	-20…+50	
QTi DALI 3X18 DIM	4008321069979	3xL 18	3x1350	0.24	54	0.98	-20…+50	154…276
		3xL 18 XT	3x1350	0.24	54	0.98	-20…+50	
		3xL 18 XXT	3x1350	0.24	54	0.98	-20…+50	
		3xDL 18	3x1200	0.24	54	0.98	+10…+50	
		3xDF 18	3x1100	0.24	54	0.98	+10…+50	
QTi DALI 4X18 DIM	4008321070050	4xL 18	4x1350	0.31	69	0.98	-20…+50	154…276
		4xL 18 XT	4x1350	0.31	69	0.98	-20…+50	
		4xL 18 XXT	4x1350	0.31	69	0.98	-20…+50	
		4xDL 18	4x1200	0.31	69	0.98	+10…+50	
		4xDF 18	4x1100	0.31	69	0.98	+10…+50	

Product name	kHz ECG	CONTROL	l [mm]	b [mm]	h [mm]	l1 [mm]		No.
QTi DALI 1X18 DIM	51…120	DALI / Touch DIM / Touch DIM Sensor	360	30	21	350	20	1
QTi DALI 1X36 DIM	48…120	DALI / Touch DIM / Touch DIM Sensor	360	30	21	350	20	1
QTi DALI 1X58 DIM	46…120	DALI / Touch DIM / Touch DIM Sensor	360	30	21	350	20	1
QTi DALI 2X18 DIM	51…120	DALI / Touch DIM / Touch DIM Sensor	423	30	21	415	20	1
QTi DALI 2X36 DIM	48…120	DALI / Touch DIM / Touch DIM Sensor	423	30	21	415	20	1
QTi DALI 2X58 DIM	46…120	DALI / Touch DIM / Touch DIM Sensor	423	30	21	415	20	1
QTi DALI 3X18 DIM	40…100	DALI / Touch DIM / Touch DIM Sensor	360	40	21	350	20	1
QTi DALI 4X18 DIM	40…100	DALI / Touch DIM / Touch DIM Sensor	360	40	21	350	20	1

Product features

- Corridor function for direct connection of ECG to common motion sensor
- Corridor function with pre-programmed light program
- Touch DIM® function for free parameterization of light value and turn-on time
- Fit for SMART GRID for feedback of consumed mains power and lamp operating hours
- Fit for Emergency function for automatic detection of emergency lighting by ECG
- Very low standby power consumption: < 0.2 W (A1 BAT)
- Lifetime: > 100,000 h (for T = 65 °C at T_c)
- Very high number of switching cycles: up to 300,000
- Dimming range: 1…100 % (3…100 % with compact fluorescent lamp)
- POWER2LAMP function for optimal matching of ECG power to lamp during lamp lifetime
- Line frequency: 0 Hz, 50…60 Hz, rectified AC

Product benefits

- System+ Guarantee available
- Easy integration in luminaire thanks to same dimensions like DALI GI ECG
- Touch DIM® function for easy and inexpensive dimming of several ECGs
- Same luminous flux with direct and alternating current
- Dimming of amalgam lamps without flickering or reduced lifespan
- Automatic restart after lamp replacement
- No new approvals required

DALI product features

- Control via the DALI interface
- Compliance with the DALI standard according to IEC 60929 and IEC 62386
- Control input protected against overvoltage and polarity reversal (OSRAM ECG)

Areas of application

- Suitable for use in emergency lighting systems as per EN 50172/DIN VDE 0108-100
- Installation in emergency lighting systems according to IEC 61347-2-3, appendix J
- Industry
- Open-plan offices, corridors and storage rooms
- Public buildings
- Sports halls and factories
- Strip lighting
- Suitable for luminaires of protection class I

QUICKTRONIC® INTELLIGENT DALI DIM – ECG dimmable for CFL

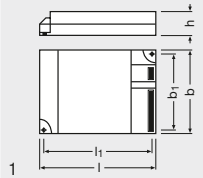

1



Product name	GTIN (EAN)		lm	A	W SYSTEM	λ	T_a	V min.-max.
QTi DALI-T/E 1x18…57 DIM [1]	4008321060808	1xDL 24	1x1200	0.12	26	0.96	+10…+50	154…276
		1xDL 40	1x3500	0.20	45	0.98	+10…+50	
		1xDD/E 18	1x1200	0.09	20	0.95	+10…+50	
		1xDD/E 26	1x1800	0.13	29	0.97	+10…+50	
		1xDT/E 18	1x1200	0.09	20	0.95	+10…+50	
		1xDT/E 26	1x1800	0.13	29	0.97	+10…+50	
		1xDT/E 26 CONSTANT	1x1800	0.13	29	0.97	+10…+50	
		1xDT/E 32	1x2400	0.16	36	0.98	+10…+50	
		1xDT/E 32 CONSTANT	1x2400	0.16	36	0.98	+10…+50	
		1xDT/E 32 XT	1x2400	0.16	36	0.98	+10…+50	
		1xDT/E 42	1x3200	0.21	47	0.99	+10…+50	
		1xDT/E 42 CONSTANT	1x3200	0.21	47	0.99	+10…+50	
		1xFC 22	1x1800	0.12	26	0.96	+10…+50	
		1xFC 40	1x3200	0.20	45	0.98	+10…+50	
QTi DALI-T/E 2X18…42 DIM [1]	4008321060822	2xDL 24	2x1200	0.22	51	0.97	+10…+50	154…276
		2xDL 40	2x3500	0.38	87	0.99	+10…+50	
		2xDD/E 18	2x1200	0.17	38	0.95	+10…+50	
		2xDD/E 26	2x1800	0.25	56	0.98	+10…+50	
		2xDT/E 18	2x1200	0.17	38	0.95	+10…+50	
		2xDT/E 26	2x1800	0.25	56	0.98	+10…+50	
		2xDT/E 26 CONSTANT	2x1800	0.25	56	0.98	+10…+50	
		2xDT/E 32	2x2400	0.30	69	0.99	+10…+50	
		2xDT/E 32 CONSTANT	2x2400	0.30	69	0.99	+10…+50	
		2xDT/E 32 XT	2x2400	0.30	69	0.99	+10…+50	
		2xDT/E 42	2x3200	0.39	90	0.99	+10…+50	
		2xDT/E 42 CONSTANT	2x3200	0.39	90	0.99	+10…+50	
		2xFC 22	2x1800	0.22	51	0.97	+10…+50	
		2xFC 40	2x3200	0.38	87	0.99	+10…+50	

Product name	kHz ECG	CONTROL	l [mm]	b [mm]	h [mm]	h [mm]	b_1 [mm]		No.
QTi DALI-T/E 1x18…57 DIM [1]	42…130	DALI / Touch DIM / Touch DIM Sensor	123	79	33	129	67	20	1
QTi DALI-T/E 2X18…42 DIM [1]	42…130	DALI / Touch DIM / Touch DIM Sensor	123	79	33	129	67	20	1

1) Optional cable clamp, see page 13.62

Product features
- Corridor function for direct connection of ECG to common motion sensor
- Corridor function with pre-programmed light program
- Touch DIM® function for free parameterization of light value and turn-on time
- Fit for SMART GRID for feedback of consumed mains power and lamp operating hours
- Fit for Emergency function for automatic detection of emergency lighting by ECG
- Very low standby power consumption: < 0.2 W (A1 BAT)
- Lifetime: > 100,000 h (for T = 65 °C at T_c)
- Very high number of switching cycles: up to 300,000
- Dimming range: 1…100 % (3…100 % with compact fluorescent lamp)
- POWER2LAMP function for optimal matching of ECG power to lamp during lamp lifetime
- Line frequency: 0 Hz, 50…60 Hz, rectified AC

Product benefits
- System+ Guarantee available
- Easy integration in luminaire thanks to same dimensions like DALI GI ECG

DALI product features
- Control via the DALI interface
- Compliance with the DALI standard according to IEC 60929 and IEC 62386
- Control input protected against overvoltage and polarity reversal (OSRAM ECG)

Touch DIM® and Touch DIM® Sensor function
- Manual dimming without controller and with standard switches
- Including memory function (double click) and soft start

Areas of application
- Suitable for use in emergency lighting systems as per EN 50172/DIN VDE 0108-100
- Installation in emergency lighting systems according to IEC 61347-2-3, appendix J
- Open-plan offices, corridors and storage rooms
- Public buildings
- Suitable for luminaires of protection class I

QUICKTRONIC® INTELLIGENT DIM – ECG dimmable 1…10 V for T5/16 mm lamps

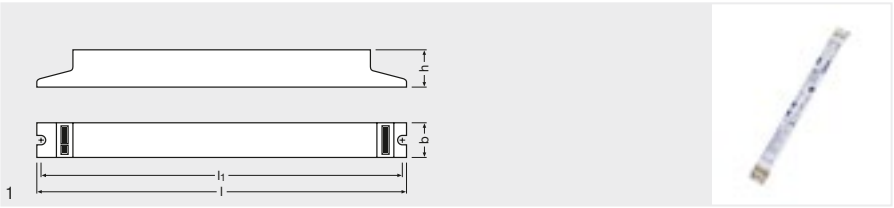

1

Product name	GTIN (EAN)		lm	A	W SYSTEM	λ	T_a	V min.-max.
QTi 1X14/24 DIM	4050300870922	1xHE 14	1x1200	0.07	15	0.96	+10…+50	154…276
		1xHE 14 SLS	1x1200	0.07	15	0.95	+15…+50	
		1xHO 24	1x1750	0.11	26	0.98	+10…+50	
		1xHO 24 CONSTANT	1x1900	0.11	26	0.98	+10…+50	
		1xFC 22	1x1750	0.11	25	0.98	+10…+50	
		1xDL 24	1x1800	0.11	25	0.98	+10…+50	
		1xDF 24	1x1700	0.11	25	0.98	+10…+50	
QTi 1X21/39 DIM	4050300870564	1xHE 21	1x1900	0.11	23	0.96	+10…+50	154…276
		1xHE 21 SLS	1x1900	0.11	23	0.96	+15…+50	
		1xHO 39	1x3100	0.18	42	0.98	+10…+50	
		1xHO 39 SLS	1x3100	0.18	41	0.98	+15…+50	
		1xHO 39 CONSTANT	1x3400	0.18	42	0.98	+10…+50	
		1xFC 40	1x3100	0.18	42	0.98	+10…+50	
		1xDL 22 HE	1x2000	0.11	23	0.95	-20…+50	
		1xDL 40 CONSTANT	1x3500	0.18	42	0.98	+10…+50	
		1xDL 40	1x3500	0.18	42	0.98	+10…+50	
QTi 1X28/54 DIM	4050300870588	1xHE 28	1x2600	0.14	30	0.97	+10…+50	154…276
		1xHE 28 SLS	1x2600	0.14	30	0.97	+15…+50	
		1xHO 50 ES	1x4800	0.26	59	0.99	+10…+50	
		1xHO 54	1x4450	0.26	59	0.99	+10…+50	
		1xHO 54 SLS	1x4450	0.26	59	0.99	+15…+50	
		1xHO 54 XT	1x4450	0.26	59	0.99	+10…+50	
		1xHO 54 CONSTANT	1x4850	0.26	59	0.99	+10…+50	
		1xFC 55	1x4450	0.26	59	0.99	+10…+50	
		1xDL 26 HE	1x2700	0.14	30	0.97	-20…+50	
		1xDL 28 HE	1x2800	0.14	30	0.97	+10…+50	
		1xDL 55	1x4800	0.26	59	0.99	+10…+50	
		1xDL 55 XT	1x4800	0.26	59	0.99	+10…+50	
		1xDL 55 CONSTANT	1x4800	0.26	59	0.99	+10…+50	
QTi 1X35/49/80 DIM	4050300870540	1xHE 35	1x3300	0.17	38	0.96	+10…+50	154…276
		1xHE 35 XT	1x3300	0.17	38	0.96	+10…+50	
		1xHO 45 ES	1x4600	0.24	53	0.98	+10…+50	
		1xHO 49	1x4300	0.24	53	0.98	+10…+50	
		1xHO 49 CONSTANT	1x4450	0.24	53	0.98	+10…+50	
		1xHO 73 ES	1x6650	0.39	88	0.99	+10…+50	
		1xHO 80	1x6150	0.39	88	0.99	+10…+50	
		1xHO 80 XT	1x6150	0.39	88	0.99	+10…+50	
		1xHO 80 CONSTANT	1x6800	0.39	88	0.99	+10…+50	
		1xDL 80	1x6000	0.40	88	0.99	+10…+50	
		1xDL 80 CONSTANT	1x6000	0.40	88	0.99	+10…+50	

Product name	GTIN (EAN)		lm	A	W SYSTEM	λ	T_a	V min.-max.
QTi 2X14/24 DIM	4050300870946	2xHE 14	2x1200	0.14	31	0.96	+10…+50	154…276
		2xHE 14 SLS	2x1200	0.14	31	0.95	+15…+50	
		2xHO 24	2x1750	0.22	50	0.96	+10…+50	
		2xHO 24 CONSTANT	2x1900	0.22	50	0.96	+10…+50	
		2xFC 22	2x1750	0.22	49	0.98	+10…+50	
		2xDL 24	2x1800	0.22	49	0.98	+10…+50	
		2xDF 24	2x1700	0.22	49	0.98	+10…+50	
QTi 2X21/39	4050300870694	2xHE 21	2x1900	0.21	45	0.96	+10…+50	154…276
		2xHE 21 SLS	2x1900	0.21	45	0.96	+15…+50	
		2xHO 39	2x3100	0.36	82	0.96	+10…+50	
		2xHO 39 SLS	2x3100	0.36	80	0.98	+15…+50	
		2xHO 39 CONSTANT	2x3400	0.36	82	0.96	+10…+50	
		2xFC 40	2x3100	0.36	82	0.98	+10…+50	
		2xDL 22 HE	2x2000	0.21	45	0.95	-20…+50	
		2xDL 40	2x3500	0.36	82	0.97	+10…+50	
		2xDL 40 CONSTANT	2x3500	0.36	82	0.97	+10…+50	
QTi 2X28/54 DIM	4050300870717	2xHE 28	2x2600	0.27	60	0.97	+10…+50	154…276
		2xHO 54	2x4450	0.51	115	0.98	+10…+50	
		2xHO 54 CONSTANT	2x4850	0.51	115	0.98	+10…+50	
		2xFC 55	2x4450	0.51	115	0.99	+10…+50	
		2xDL 26 HE	2x2700	0.27	60	0.97	-20…+50	
		2xDL 28 HE	2x2800	0.27	60	0.97	+10…+50	
		2xDL 55	2x4800	0.51	115	0.99	+10…+50	
		2xDL 55 CONSTANT	2x4800	0.51	115	0.99	+10…+50	
QTi 2X35/49 DIM	4050300870670	2xHE 35	2x3300	0.33	75	0.95	+10…+50	154…276
		2xHE 35 XT	2x3300	0.33	75	0.95	+10…+50	
		2xHO 49	2x4300	0.45	104	0.97	+10…+50	
		2xHO 49 CONSTANT	2x4450	0.45	104	0.97	+10…+50	
QTi 2X35/49/80 DIM	4050300870984	2xHE 35	2x3300	0.34	74	0.95	+10…+50	154…276
		2xHE 35 XT	2x3300	0.34	74	0.95	+10…+50	
		2xHO 45 ES	2x4600	0.45	101	0.97	+10…+50	
		2xHO 49	2x4300	0.46	103	0.97	+10…+50	
		2xHO 49 CONSTANT	2x4450	0.46	103	0.97	+10…+50	
		2xHO 73 ES	2x6400	0.72	165	0.99	+10…+50	
		2xHO 80	2x6150	0.74	165	0.99	+10…+50	
		2xHO 80 XT	2x6150	0.74	165	0.99	+10…+50	
		2xHO 80 CONSTANT	2x6800	0.74	165	0.99	+10…+50	
		2xDL 80	2x6000	0.74	165	0.99	+10…+50	
		2xDL 80 CONSTANT	2x6000	0.74	165	0.99	+10…+50	
QTi 3X14/24 DIM	4008321069719	3xHE 14	3x1200	0.20	45	0.97	+10…+50	154…276
		3xHO 24	3x1750	0.32	74	0.99	+10…+50	
		3xHO 24 CONSTANT	3x1900	0.32	74	0.99	+10…+50	
		3xFC 22	3x1750	0.32	73	0.99	+10…+50	
		3xDL 24	3x1800	0.32	73	0.99	+10…+50	
		3xDF 24	3x1700	0.32	74	0.99	+10…+50	

Product name	kHz ECG	CONTROL	l [mm]	b [mm]	h [mm]	l1 [mm]		No.
QTi 1X14/24 DIM	53…120	1…10 V	360	30	21	350	20	1
QTi 1X21/39 DIM	44…120	1…10 V	360	30	21	350	20	1
QTi 1X28/54 DIM	44…120	1…10 V	360	30	21	350	20	1
QTi 1X35/49/80 DIM	44…120	1…10 V	360	30	21	350	20	1
QTi 2X14/24 DIM	53…120	1…10 V	423	30	21	415	20	1
QTi 2X21/39	44…120	1…10 V	423	30	21	415	20	1
QTi 2X28/54 DIM	44…120	1…10 V	423	30	21	415	20	1
QTi 2X35/49 DIM	44…120	1…10 V	423	30	21	415	20	1
QTi 2X35/49/80 DIM	44…120	1…10 V	423	30	21	415	20	1
QTi 3X14/24 DIM	40…100	1…10 V	360	40	21	350	20	1

Product features
- Control via 1…10 V interface
- Supply voltage: 220…240 V
- Line frequency: 0 Hz 50 Hz 60 Hz
- Line voltage: 198…264 V
- Dimming range: 1…100 % luminous flux
- Lamp start: within 0.6 s
- Lifetime: > 100,000 h (for T = 65 °C at T_c)
- Automatic shutdown of defective lamps and at end of life (EoL T.2)
- Energy Efficiency Index EEI: A1 BAT
- Overtemperature protection: Thermal management at high T_c temperatures
- Safety according to EN 61347-2-3
- Lamp operation according to EN 60929
- RI suppression according to EN 55015:2006+A1:2007+A2:2009/CISPR 15
- Line harmonics according to EN 61000-3-2
- Immunity according to EN 61547

Product benefits
- Same luminous flux with direct and alternating current
- Perfect lamp start for applications with motion sensors
- Dimming of amalgam lamps without flickering or reduced lifespan
- Very high efficiency thanks to cut-off technology
- Automatic restart after lamp replacement
- ECGs comply with MINERGIE standard due to very low standby consumption
- Configurable emergency power characteristics

Areas of application
- Suitable for emergency installations
- Industry
- Open-plan offices, corridors and storage rooms
- Public buildings
- Suitable for luminaires of protection class I

QUICKTRONIC® INTELLIGENT DIM – ECG dimmable 1…10 V for T8/26 mm lamps



1



Product name	GTIN (EAN)		lm	A	W SYSTEM	λ	T_a	V min.-max.
QTi 3X18 DIM	4008321069931	3xL 18	3x1350	0.24	54	0.98	-20…+50	154…276
		3xL 18 XT	3x1350	0.24	54	0.98	-20…+50	
		3xL 18 XXT	3x1350	0.24	54	0.98	-20…+50	
		3xDL 18	3x1200	0.24	54	0.98	+10…+50	
		3xDF 18	3x1100	0.24	54	0.98	+10…+50	
QTi 4X18 DIM	4008321070012	4xL 18	4x1350	0.31	69	0.98	-20…+50	154…276
		4xL 18 XT	4x1350	0.31	69	0.98	-20…+50	
		4xL 18 XXT	4x1350	0.31	69	0.98	-20…+50	
		4xDL 18	4x1200	0.31	69	0.98	+10…+50	
		4xDF 18	4x1100	0.31	69	0.98	+10…+50	

Product name	kHz ECG	CONTROL	l [mm]	b [mm]	h [mm]	l1 [mm]		No.
QTi 3X18 DIM	40…100	1…10 V	360	40	21	350	20	1
QTi 4X18 DIM	40…100	1…10 V	360	40	21	350	20	1

Product features
- Control via 1…10 V interface
- Supply voltage: 220…240 V
- Line frequency: 0 Hz 50 Hz 60 Hz
- Line voltage: 198…264 V
- Dimming range: 1…100 % luminous flux
- Lamp start: within 0.6 s
- Lifetime: > 100,000 h (for T = 65 °C at T_c)
- Automatic shutdown of defective lamps and at end of life (EoL T.2)
- Energy Efficiency Index EEI: A1 BAT
- Overtemperature protection: Thermal management at high T_c temperatures
- Safety according to EN 61347-2-3
- Lamp operation according to EN 60929
- RI suppression according to EN 55015:2006+A1:2007+A2:2009/CISPR 15
- Line harmonics according to EN 61000-3-2
- Immunity according to EN 61547

Product benefits
- Same luminous flux with direct and alternating current
- Perfect lamp start for applications with motion sensors
- Dimming of amalgam lamps without flickering or reduced lifespan
- Very high efficiency thanks to cut-off technology
- Automatic restart after lamp replacement
- ECGs comply with MINERGIE standard due to very low standby consumption
- Configurable emergency power characteristics
- Control via the 1…10 V interface

Areas of application
- Suitable for use in emergency lighting systems as per EN 50172/DIN VDE 0108-100
- Installation in emergency lighting systems according to IEC 61347-2-3, appendix J
- Industry
- Open-plan offices, corridors and storage rooms
- Public buildings
- Suitable for luminaires of protection class I

QUICKTRONIC® INTELLIGENT DIM – ECG dimmable 1…10 V for CFL

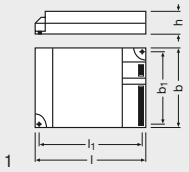

1



Product name	GTIN (EAN)		Im	A	W SYSTEM	λ	T_a	V min.-max.
QTi-T/E 1x18-57 DIM [1]	4008321060860	1xDD/E 18	1x1200	0.09	20	0.95	+10…+50	154…276
		1xDD/E 26	1x1800	0.13	29	0.97	+10…+50	
		1xDT/E 18	1x1200	0.09	20	0.95	+10…+50	
		1xDT/E 26	1x1800	0.13	29	0.97	+10…+50	
		1xDT/E 26 CONSTANT	1x1800	0.13	29	0.97	+10…+50	
		1xDT/E 32	1x2400	0.16	36	0.98	+10…+50	
		1xDT/E 32 CONSTANT	1x2400	0.16	36	0.98	+10…+50	
		1xDT/E 32 XT	1x2400	0.16	36	0.98	+10…+50	
		1xDT/E 42	1x3200	0.21	47	0.99	+10…+50	
		1xDT/E 42 CONSTANT	1x3200	0.21	47	0.99	+10…+50	
		1xFC 22	1x1750	0.12	26	0.96	+10…+50	
		1xFC 40	1x3200	0.20	45	0.98	+10…+50	
QTi-T/E 2x18-42 DIM [1]	4008321060846	2xDD/E 18	2x1200	0.17	38	0.95	+10…+50	154…276
		2xDD/E 26	2x1800	0.25	56	0.98	+10…+50	
		2xDT/E 18	2x1200	0.17	38	0.95	+10…+50	
		2xDT/E 26	2x1800	0.25	56	0.98	+10…+50	
		2xDT/E 26 CONSTANT	2x1800	0.25	56	0.98	+10…+50	
		2xDT/E 32	2x2400	0.30	69	0.99	+10…+50	
		2xDT/E 32 CONSTANT	2x2400	0.30	69	0.99	+10…+50	
		2xDT/E 32 XT	2x2400	0.30	69	0.99	+10…+50	
		2xDT/E 42	2x3200	0.39	90	0.99	+10…+50	
		2xDT/E 42 CONSTANT	2x3200	0.39	90	0.99	+10…+50	
		2xFC 22	2x1750	0.22	51	0.97	+10…+50	
		2xFC 40	2x3200	0.38	87	0.99	+10…+50	

Product name	kHz ECG	CONTROL	l [mm]	b [mm]	h [mm]	l1 [mm]	b1 [mm]		No.
QTi-T/E 1x18-57 DIM [1]	42…140	1…10 V	123	79	33	111	67	20	1
QTi-T/E 2x18-42 DIM [1]	42…140	1…10 V	123	79	33	111	67	20	1

1) Optional cable clamp, see page 13.62

Product features

- Control via 1…10 V interface
- Supply voltage: 220…240 V
- Line frequency: 0 Hz 50 Hz 60 Hz
- Line voltage: 198…264 V
- Dimming range: 3…100 % luminous flux
- Lamp start: within 0.6 s
- Lifetime: > 100,000 h (for T = 65 °C at T_c)
- Automatic shutdown of defective lamps and at end of life (EoL T.2)
- Energy Efficiency Index EEI: A1 BAT
- Overtemperature protection: Thermal management at high T_c temperatures
- Safety according to EN 61347-2-3
- Lamp operation according to EN 60929
- RI suppression according to EN 55015:2006+A1:2007+A2:2009/CISPR 15
- Line harmonics according to EN 61000-3-2
- Immunity according to EN 61547

Product benefits

- Same luminous flux with direct and alternating current
- Perfect lamp start for applications with motion sensors
- Dimming of amalgam lamps without flickering or reduced lifespan
- Very high efficiency thanks to cut-off technology
- Automatic restart after lamp replacement
- ECGs comply with MINERGIE standard due to very low standby consumption
- Configurable emergency power characteristics
- Control via the 1…10 V interface

Areas of application

- Suitable for use in emergency lighting systems as per EN 50172/DIN VDE 0108-100
- Industry
- Open-plan offices, corridors and storage rooms
- Public buildings
- Suitable for luminaires of protection class I

QUICKTRONIC® DIM –
ECG dimmable 1…10 V for T8/26mm lamps

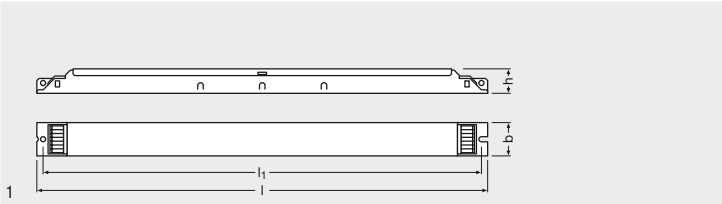

1



Product name	GTIN (EAN)		lm	A	W SYSTEM	λ	Ta	V min.-max.
QT 1X18 DIM	4008321645647	1xL 18	1x1350	0.08	19	0.97	-20…+60	154…276
		1xDL 18	1x1350	0.08	19	0.97	+10…+60	
QT 1X36 DIM	4008321645623	1xL 36	1x3350	0.16	36	0.97	-20…+60	154…276
		1xDL 36	1x3350	0.16	36	0.97	+10…+60	
QT 1X58 DIM	4008321645609	1xL 58	1x5000	0.25	56	0.98	-20…+60	154…276
QT 2X18 DIM	4008321645852	2xL 18	2x1350	0.17	38	0.97	-20…+60	154…276
		2xDL 18	2x1350	0.17	38	0.97	+10…+60	
QT 2X36 DIM	4008321645838	2xL 36	2x3350	0.32	72	0.98	-20…+60	154…276
		2xDL 36	2x3350	0.32	72	0.98	+10…+60	
QT 2X58 DIM	4008321645814	2xL 58	2x5000	0.48	110	0.99	-20…+60	154…276

Product name	kHz ECG	CONTROL	l [mm]	b [mm]	h [mm]	l1 [mm]		No.
QT 1X18 DIM	44…120	1…10 V	360	30	21	350	20	1
QT 1X36 DIM	44…120	1…10 V	360	30	21	350	20	1
QT 1X58 DIM	44…120	1…10 V	360	30	21	350	20	1
QT 2X18 DIM	44…120	1…10 V	423	30	21	415	20	1
QT 2X36 DIM	44…120	1…10 V	423	30	21	415	20	1
QT 2X58 DIM	44…120	1…10 V	423	30	21	415	20	1

Product features
- Control via 1…10 V interface
- Supply voltage: 220…240 V
- Line frequency: 0 Hz 50 Hz 60 Hz
- Line voltage: 198…264 V
- Dimming range: 1…100 % luminous flux
- Lamp start: within 0.6 s
- Lifetime: > 100,000 h (for T = 65 °C at T_c)
- Automatic shutdown of defective lamps and at end of life (EoL T.2)
- Energy Efficiency Index EEI: A1 BAT
- Power boost for stable lamp operation
- Overtemperature protection: Thermal management at high T_c temperatures
- Safety according to EN 61347-2-3

Product benefits
- Same luminous flux with direct and alternating current
- Perfect lamp start for applications with motion sensors
- Dimming of amalgam lamps without flickering or reduced lifespan
- Very high energy efficiency due to cut-off technology
- Automatic restart after lamp replacement
- ECGs comply with MINERGIE standard due to very low standby consumption

Areas of application
- Suitable for use in emergency lighting systems as per EN 50172/DIN VDE 0108-100
- Installation in emergency lighting systems according to IEC 61347-2-3, appendix J
- Industry
- Open-plan offices, corridors and storage rooms
- Public buildings
- Suitable for luminaires of protection class I

QUICKTRONIC® INTELLIGENT – ECG for T5/16 mm lamps

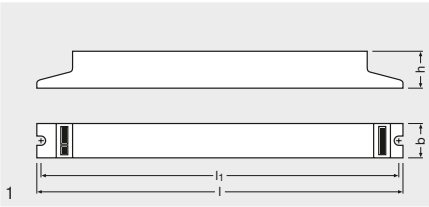

1



Product name	GTIN (EAN)		Im	A	W SYSTEM	λ	T_a
QTi 1X14/24/21/39 GII	4008321383334	1xHE 13 ES	1x1150	0.07	15	0.91 c	-20…+50
		1xHE 14	1x1200	0.08	16	0.92 c	-20…+50
		1xHE 14 SLS	1x1200	0.08	16	0.92 c	-20…+50
		1xHE 19 ES	1x1800	0.10	22	0.94 c	-20…+50
		1xHE 21	1x1900	0.11	24	0.94 c	-20…+50
		1xHE 21 SLS	1x1900	0.11	24	0.94 c	-20…+50
		1xHE 25 ES	1x2500	0.13	29	0.95	-20…+50
		1xHE 28	1x2700	0.15	33	0.99	-20…+50
		1xHE 32 ES	1x3150	0.16	36	0.96	-20…+50
		1xHE 35	1x3300	0.18	39	0.97	-20…+50
		1xHE 35 XT	1x3300	0.18	39	0.97	-20…+50
		1xHO 24	1x1750	0.12	26	0.96	-20…+50
		1xHO 24 SLS	1x1750	0.12	26	0.96	-20…+50
		1xHO 24 CONSTANT	1x1900	0.12	26	0.96	-20…+50
		1xHO 39	1x3100	0.18	41	0.98	-20…+50
		1xHO 39 SLS	1x3100	0.18	41	0.98	-20…+50
		1xHO 39 CONSTANT	1x3300	0.18	41	0.98	-20…+50
		1xFC 22	1x1800	0.15	25	0.94 c	-20…+50
		1xFC 40	1x3200	0.19	43	0.96	-20…+50
		1xL 18	1x1350	0.09	19	0.93 c	-20…+50
		1xL 18 XT	1x1350	0.09	19	0.93 c	-20…+50
		1xL 18 XXT	1x1350	0.09	19	0.93 c	-20…+50
		1xL 36	1x3350	0.09	35	0.96	-20…+50
		1xL 36 XT	1x3200	0.09	35	0.96	-20…+50
		1xL 36 XXT	1x3200	0.09	35	0.96	-20…+50
		1xL 38	1x3300	0.09	35	0.96	-20…+50
		1xDF 36	1x2750	0.15	34	0.96	-20…+50
		1xDL 36	1x2750	0.15	34	0.96	-20…+50
		1xDL 36 XT	1x2750	0.15	34	0.96	-20…+50
		1xDL 40	1x3500	0.19	44	0.98	-20…+50
		1xDL 40 CONSTANT	1x3500	0.19	44	0.98	-20…+50
QTi 1X28/54/35/49 GII	4008321383358	1xHE 13 ES	1x1150	0.07	15	0.91 c	-20…+50
		1xHE 14	1x1275	0.08	16	0.93 c	-20…+50
		1xHE 19 ES	1x1800	0.10	22	0.94 c	-20…+50
		1xHE 21	1x1900	0.11	24	0.94 c	-20…+50
		1xHE 25 ES	1x2500	0.13	29	0.95	-20…+50
		1xHE 28	1x2600	0.15	32	0.95	-20…+50
		1xHE 28 SLS	1x2600	0.15	32	0.95	-20…+50
		1xHE 32 ES	1x3150	0.16	36	0.96	-20…+50
		1xHE 35	1x3300	0.17	38	0.97	-20…+50
		1xHE 35 XT	1x3300	0.17	38	0.97	-20…+50
		1xHO 45 ES	1x4300	0.21	48	0.97	-20…+50
		1xHO 49	1x4300	0.24	53	0.97	-20…+50
		1xHO 49 CONSTANT	1x4450	0.24	53	0.97	-20…+50
		1xHO 50 ES	1x4450	0.23	54	0.98	-20…+50
		1xHO 54	1x4450	0.26	58	0.97	-20…+50
		1xHO 54 SLS	1x4450	0.26	58	0.97	-20…+50

Product name	GTIN (EAN)		lm	A	W SYSTEM	λ	T_a
		1xHO 54 CONSTANT	1x4850	0.26	58	0.97	-20…+50
		1xHO 54 XT	1x4450	0.26	58	0.97	-20…+50
		1xL 58	1x5000	0.24	55	0.99	-20…+50
		1xL 58 XT	1x5000	0.24	55	0.99	-20…+50
		1xL 58 XXT	1x5000	0.24	55	0.99	-20…+50
		1xDL 16 HE	1x1500	0.08	18	0.96	-20…+50
		1xDL 22 HE	1x2200	0.11	25	0.97	-20…+50
		1xDL 26 HE	1x2600	0.13	30	0.97	-20…+50
		1xDL 28 HE	1x2700	0.14	31	0.95	-20…+50
QTi 1X35/49/80 GII	4008321383372	1xHE 13 ES	1x1150	0.07	15	0.91 c	-20…+50
		1xHE 14	1x1275	0.08	16	0.93 c	-20…+50
		1xHE 19 ES	1x1800	0.10	22	0.94 c	-20…+50
		1xHE 21	1x1900	0.11	25	0.99	-20…+50
		1xHE 28	1x2700	0.15	33	0.99	-20…+50
		1xHE 32 ES	1x3150	0.16	36	0.96	-20…+50
		1xHE 35	1x3300	0.17	38	0.97	-20…+50
		1xHE 35 XT	1x3300	0.17	38	0.97	-20…+50
		1xHO 45 ES	1x4300	0.21	48	0.97	-20…+50
		1xHO 49	1x4300	0.24	53	0.97	-20…+50
		1xHO 49 CONSTANT	1x4450	0.24	53	0.97	-20…+50
		1xHO 73 ES	1x6150	0.34	79	0.98	-20…+50
		1xHO 80	1x6150	0.38	85	0.98	-20…+50
		1xHO 80 CONSTANT	1x6800	0.38	85	0.98	-20…+50
		1xHO 80 XT	1x6150	0.38	85	0.98	-20…+50
		1xFC 55	1x4200	0.26	59	0.99	-20…+50
		1xDL 26 HE	1x2600	0.13	30	0.97	-20…+50
		1xDL 28 HE	1x2700	0.14	31	0.95	-20…+50
		1xDL 55	1x4800	0.26	59	0.99	-20…+50
		1xDL 55 CONSTANT	1x4800	0.26	59	0.99	-20…+50
		1xDL 55 XT	1x4800	0.26	59	0.99	-20…+50
		1xDL 80	1x6000	0.38	85	0.98	-20…+50
		1xDL 80 CONSTANT	1x6000	0.38	85	0.98	-20…+50
QTi 2X14/24/21/39 GII	4008321383396	2xHE 13 ES	2x1150	0.125	29	0.95	-20…+50
		2xHE 14	2x1200	0.15	31	0.95	-20…+50
		2xHE 14 SLS	2x1200	0.15	31	0.95	-20…+50
		2xHE 19 ES	2x1800	0.18	42	0.96	-20…+50
		2xHE 21	2x1900	0.20	45	0.96	-20…+50
		2xHE 21 SLS	2x1900	0.20	45	0.96	-20…+50
		2xHE 25 ES	2x2500	0.26	56	0.96	-20…+50
		2xHE 28	2x2650	0.29	63	0.99	-20…+50
		2xHE 32 ES	2x3150	0.31	68	0.96	-20…+50
		2xHE 35	2x3300	0.35	76	0.96	-20…+50
		2xHE 35 XT	2x3300	0.35	76	0.96	-20…+50
		2xHO 24	2x1750	0.23	50	0.96	-20…+50
		2xHO 24 SLS	2x1750	0.23	50	0.96	-20…+50
		2xHO 24 CONSTANT	2x1900	0.23	50	0.96	-20…+50
		2xHO 39	2x3100	0.36	81	0.98	-20…+50
		2xHO 39 SLS	2x3100	0.36	81	0.98	-20…+50
		2xHO 39 CONSTANT	2x3400	0.36	81	0.98	-20…+50
		2xFC 22	2x1800	0.21	49	0.96	-20…+50
		2xFC 40	2x3200	0.36	88	0.99	-20…+50
		2xL 18	2x1350	0.17	37	0.96	-20…+50
		2xL 18 XT	2x1350	0.17	37	0.96	-20…+50
		2xL 18 XXT	2x1350	0.17	37	0.96	-20…+50
		2xL 36	2x3200	0.31	70	0.98	-20…+50

Product name	GTIN (EAN)		lm	A	W SYSTEM	λ	T_a
		2xL 36 XT	2x3200	0.31	70	0.98	-20…+50
		2xL 36 XXT	2x3200	0.31	70	0.98	-20…+50
		2xDL 28 HE	2x2750	0.27	60	0.96	-20…+50
		2xDL 36	2x2800	0.29	68	0.98	-20…+50
		2xDL 36 XT	2x2800	0.29	68	0.98	-20…+50
		2xDL 40	2x3500	0.37	86	0.98	-20…+50
		2xDL 40 CONSTANT	2x3500	0.37	86	0.98	-20…+50
		2xDF 36	2x2800	0.29	66	0.98	-20…+50
QTi 2X28/54/35/49 GII	4008321383419	2xHE 13 ES	2x1150	0.125	29	0.95	-20…+50
		2xHE 14	2x1275	0.15	32	0.93	-20…+50
		2xHE 19 ES	2x1800	0.18	42	0.96	-20…+50
		2xHE 21	2x1900	0.20	45	0.96	-20…+50
		2xHE 28	2x2600	0.28	61	0.96	-20…+50
		2xHE 28 SLS	2x2600	0.28	61	0.96	-20…+50
		2xHE 32 ES	2x3150	0.31	68	0.96	-20…+50
		2xHE 35	2x3300	0.35	76	0.96	-20…+50
		2xHE 35 XT	2x3300	0.35	76	0.96	-20…+50
		2xHO 45 ES	2x4300	0.42	98	0.95	-20…+50
		2xHO 49	2x4300	0.46	105	0.98	-20…+50
		2xHO 49 CONSTANT	2x4450	0.46	105	0.98	-20…+50
		2xHO 50 ES	2x4450	0.46	108	0.99	-20…+50
		2xHO 54	2x4450	0.51	115	0.98	-20…+50
		2xHO 54 SLS	2x4450	0.51	115	0.98	-20…+50
		2xHO 54 CONSTANT	2x4850	0.51	115	0.98	-20…+50
		2xHO 54 XT	2x4450	0.51	115	0.98	-20…+50
		2xL 58	2x5000	0.47	109	0.99	-20…+50
		2xL 58 XT	2x5000	0.47	109	0.99	-20…+50
		2xL 58 XXT	2x5000	0.47	109	0.99	-20…+50
		2xDL 16 HE	2x1500	0.15	35	0.99	-20…+50
		2xDL 22 HE	2x2200	0.21	49	0.99	-20…+50
		2xDL 26 HE	2x2600	0.26	58	0.99	-20…+50
		2xDL 28 HE	2x2700	0.27	60	0.96	-20…+50
QTi 2X35/49/80 GII	4008321658951	2xHE 13 ES	2x1150	0.16	30	0.95	-20…+50
		2xHE 14	2x1250	0.18	34	0.95	-20…+50
		2xHE 19 ES	2x1800	0.21	43	0.96	-20…+50
		2xHE 21	2x2000	0.23	49	0.96	-20…+50
		2xHE 25 ES	2x2500	0.26	57	0.96	-20…+50
		2xHE 28	2x2650	0.30	63	0.97	-20…+50
		2xHE 32 ES	2x3150	0.33	70	0.97	-20…+50
		2xHE 35	2x3400	0.36	77	0.98	-20…+50
		2xHE 35 XT	2x3400	0.36	77	0.98	-20…+50
		2xHO 45 ES	2x4300	0.43	95	0.99	-20…+50
		2xHO 49	2x4300	0.45	105	0.99	-20…+50
		2xHO 49 CONSTANT	2x4450	0.45	105	0.99	-20…+50
		2xHO 73 ES	2x6150	0.66	155	0.99	-20…+50
		2xHO 80	2x6150	0.70	167	0.99	-20…+50
		2xHO 80 CONSTANT	2x6800	0.70	167	0.99	-20…+50
		2xHO 80 XT	2x6150	0.70	167	0.99	-20…+50
		2xFC 55	2x4200	0.53	119	0.98	-20…+50
		2xDL 26 HE	2x2700	0.27	61	0.97	-20…+50
		2xDL 28 HE	2x2650	0.27	59	0.96	-20…+50
		2xDL 55	2x4800	0.53	119	0.98	-20…+50
		2xDL 55 CONSTANT	2x4800	0.53	119	0.98	-20…+50
		2xDL 55 XT	2x4800	0.53	119	0.98	-20…+50
		2xDL 80	2x6000	0.70	167	0.99	-20…+50
		2xDL 80 CONSTANT	2x6000	0.70	167	0.99	-20…+50

Product name	V min.-max.	kHz ECG	l [mm]	b [mm]	h [mm]	l1 [mm]		No.
QTi 1X14/24/21/39 GII	176…276	42…85	360	30	21	350	20	1
QTi 1X28/54/35/49 GII	176…276	42…85	360	30	21	350	20	1
QTi 1X35/49/80 GII	176…276	42…85	360	30	21	350	20	1
QTi 2X14/24/21/39 GII	176…276	42…85	360	30	21	350	20	1
QTi 2X28/54/35/49 GII	176…276	42…85	360	30	21	350	20	1
QTi 2X35/49/80 GII	176…276	45…70	425	30	21	415	20	1

Product features

- Supply voltage: 220…240 V
- Line voltage: 198…264 V
- Line frequency: 0 Hz 50 Hz 60 Hz
- Lamp start with optimum filament preheating
- Lifetime: > 100,000 h (for T = 65 °C at T_c)
- Energy Efficiency Index EEI: A2 BAT
- Automatic shutdown of defective lamps and at end of life (EoL T.2)
- Safety according to EN 61347-2-3
- Lamp operation according to EN 60929

Product benefits

- Long lamp life
- No adverse effect from frequent on/off switching
- Automatic restart after lamp replacement
- Perfect lamp start for applications with motion sensors
- VDE/VDE EMC certified system
- Very high energy efficiency due to cut-off technology

Areas of application

- Emergency lighting systems according to EN 50172 / DIN VDE 0108-100
- Industry
- Open-plan offices, corridors and storage rooms
- Public buildings
- Sports halls and factories
- Strip lighting
- Suitable for emergency lighting (DC operation)
- Modernization of existing systems
- Suitable for luminaires of protection classes I and II

QUICKTRONIC® PROFESSIONAL – ECG for T5/16 mm lamps



1



Product name	GTIN (EAN)		lm	A	W SYSTEM	λ	T_a
QTP5 1X14…35	4008321329035	1xHE 13 ES	1x1150	0.075	15	0.90 c	-20…+50
		1xHE 14	1x1200	0.08	16	0.90 c	-20…+50
		1xHE 19 ES	1x1800	0.10	22	0.95	-20…+50
		1xHE 21	1x1900	0.11	24	0.95	-20…+50
		1xHE 25 ES	1x2450	0.12	27	0.96	-20…+50
		1xHE 28	1x2600	0.14	31	0.96	-20…+50
		1xHE 32 ES	1x3100	0.15	34	0.97	-20…+50
		1xHE 35	1x3300	0.17	38	0.97	-20…+50
		1xHE 35 XT	1x3300	0.17	38	0.97	-20…+50
		1xDL 16 HE	1x1500	0.08	18	0.92 c	-20…+50
		1xDL 22 HE	1x2055	0.11	24	0.95	-20…+50
		1xDL 26 HE	1x2470	0.13	29	0.95	-20…+50
		1xDL 28 HE	1x2550	0.13	29	0.95	-20…+50
QTP5 1X49	4008321329370	1xHO 45 ES	1x4300	0.22	49	0.95	-20…+50
		1xHO 49	1x4300	0.24	53	0.95	-20…+50
		1xHO 49 CONSTANT	1x4450	0.24	53	0.95	-20…+50
QTP5 1X80	4008321329059	1xHO 73 ES	1x6150	0.35	79	0.98	-20…+50
		1xHO 80	1x6150	0.38	86	0.98	-20…+50
		1xHO 80 CONSTANT	1x6800	0.38	86	0.98	-20…+50
		1xHO 80 XT	1x6150	0.38	86	0.98	-20…+50
		1xDL 80	1x6000	0.38	86	0.98	-20…+50
		1xDL 80 CONSTANT	1x6000	0.38	86	0.98	-20…+50
QTP5 2X14…35	4008321329073	2xHE 13 ES	2x1350	0.13	28	0.95	-20…+50
		2xHE 14	2x1200	0.14	30	0.98	-20…+50
		2xHE 19 ES	2x1800	0.185	42	0.98	-20…+50
		2xHE 21	2x1900	0.20	45	0.98	-20…+50
		2xHE 25 ES	2x2450	0.24	54	0.98	-20…+50
		2xHE 28	2x2600	0.26	60	0.98	-20…+50
		2xHE 32 ES	2x3100	0.30	68	0.98	-20…+50
		2xHE 35	2x3300	0.33	75	0.98	-20…+50
		2xHE 35 XT	2x3300	0.33	75	0.98	-20…+50
		2xDL 16 HE	2x1500	0.15	34	0.95	-20…+50
		2xDL 22 HE	2x2055	0.21	48	0.96	-20…+50
		2xDL 26 HE	2x2470	0.26	57	0.95	-20…+50
		2xDL 28 HE	2x2525	0.26	56	0.98	-20…+50
QTP5 2X49	4008321329431	2xHO 45 ES	2x4300	0.44	100	0.98	-20…+50
		2xHO 49	2x4300	0.49	106	0.99	-20…+50
		2xHO 49 CONSTANT	2x4450	0.49	106	0.99	-20…+50
QTP5 3X14,4X14	4008321484598	3xHE 14	3x1200	0.28	48	0.95	-20…+50
		4xHE 14	4x1200	0.22	63	0.97	-20…+50

Product name	V min.-max.	kHz ECG	l [mm]	b [mm]	h [mm]	l1 [mm]		No.
QTP5 1X14…35	176…276	40…50	280	30	21	270	20	1
QTP5 1X49	176…276	40…50	280	30	21	270	20	1
QTP5 1X80	176…276	40…50	360	30	21	350	20	1
QTP5 2X14…35	176…276	40…50	360	30	21	350	20	1
QTP5 2X49	176…276	40…50	360	30	21	350	20	1
QTP5 3X14,4X14	176…276	40…50	280	40	21	270	20	1

Product features

- Supply voltage: 220…240 V
- Line voltage: 198…264 V
- Line frequency: 0 Hz 50 Hz 60 Hz
- Lamp start with optimum filament preheating
- Lifetime: up to 100,000 h (for T = 65 °C at T_c, max. 10 % failure rate)
- Energy Efficiency Index EEI: A2 BAT
- Automatic shutdown of defective lamps and at end of life (EoL T.2)
- Safety according to EN 61347-2-3
- Lamp operation according to EN 60929

Product benefits

- Long lamp life
- No adverse effect from frequent on/off switching
- Perfect lamp start for applications with motion sensors
- Automatic restart after lamp replacement
- VDE/VDE EMC certified system
- Very high energy efficiency due to cut-off technology

Areas of application

- Emergency lighting systems according to EN 50172 / DIN VDE 0108-100
- Industry
- Open-plan offices, corridors and storage rooms
- Public buildings
- Sports halls and factories
- Strip lighting
- Suitable for emergency lighting (DC operation)
- Modernization of existing systems
- Suitable for luminaires of protection classes I and II

QUICKTRONIC® FQ® – ECG for T5/16 mm lamps

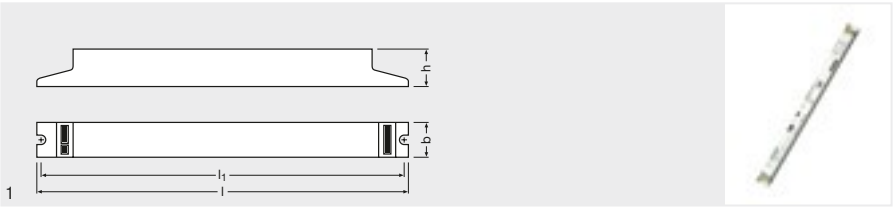

Product name	GTIN (EAN)		lm	A	W SYSTEM	λ	Ta
QT-FQ 2X80	4050300825564	2xHO 73 ES	2x6150	0.71	162	0.99	-20…+50
		2xHO 80	2x6300	0.76	175	0.98	-20…+50
		2xHO 80 CONSTANT	2x6800	0.76	175	0.98	-20…+50
		2xHO 80 XT	2x6300	0.76	175	0.98	-20…+50
		2xDL 55	2x4800	0.59	122	0.99	-20…+50
		2xDL 55 CONSTANT	2x4800	0.59	122	0.99	-20…+50
		2xDL 55 XT	2x4800	0.59	122	0.99	-20…+50
		2xDL 80	2x6150	0.76	175	0.99	-20…+50
		2xDL 80 CONSTANT	2x6150	0.76	175	0.99	-20…+50

Product name	kHz ECG	l [mm]	b [mm]	h [mm]	l1 [mm]		No.
QT-FQ 2X80	70…75	423	30	21	415	20	1

Product features
- Supply voltage: 220…240 V
- Line voltage: 198…264 V
- Line frequency: 50 Hz 60 Hz
- Lamp start with optimum filament preheating
- Lifetime: up to 100,000 h (for T = 65 °C at T_c, max. 10 % failure rate)
- Energy Efficiency Index EEI: A2
- Safety according to EN 61347-2-3
- Automatic shutdown of defective lamps and at end of life (EoL T.2)

Product benefits
- Long lamp life
- No adverse effect from frequent on/off switching
- Automatic restart after lamp replacement
- Perfect lamp start for applications with motion sensors
- VDE/VDE EMC certified system
- Very high energy efficiency due to cut-off technology

Areas of application
- Industry
- Open-plan offices, corridors and storage rooms
- Public buildings
- Sports halls and factories
- Strip lighting
- Modernization of existing systems

QUICKTRONIC® PROFESSIONAL OPTIMAL – ECG for CFL, T5/16 mm and T8/26 mm lamps

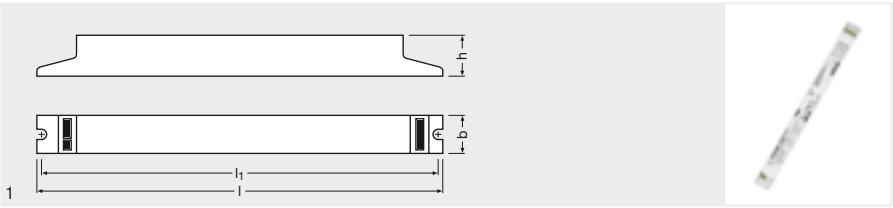

Product name	GTIN (EAN)		Im	A	W SYSTEM	λ	T_a
QTP-OPTIMAL 1x18…40	4008321873743	1xHO 24	1x1750	0.13	28	0.98	-20…+50
		1xHO 24 CONSTANT	1x1900	0.13	28	0.98	-20…+50
		1xHO 39	1x3100	0.13	41	0.98	-20…+50
		1xHO 39 CONSTANT	1x3400	0.13	41	0.98	-20…+50
		1xL 15	1x950	0.08	17	0.95	-20…+50
		1xL 16 ES	1x1100	0.08	18	0.96	-20…+50
		1xL 18	1x1350	0.10	20	0.95	-20…+50
		1xL 18 U	1x1100	0.10	20	0.95	-20…+50
		1xL 18 XT	1x1350	0.10	20	0.95	-20…+50
		1xL 18 XXT	1x1350	0.10	20	0.95	-20…+50
		1xL 30	1x2850	0.15	36	0.95	-20…+50
		1xL 32 ES	1x2500	0.15	36	0.95	-20…+50
		1xL 36	1x3200	0.16	36	0.98	-20…+50
		1xL 36 -1	1x3100	0.16	36	0.98	-20…+50
		1xL 36 XT	1x3200	0.16	36	0.98	-20…+50
		1xL 36 XXT	1x3200	0.16	36	0.98	-20…+50
		1xDL 18	1x1150	0.09	19	0.90 c	-20…+50
		1xDL 18 XT	1x1150	0.09	19	0.90 c	-20…+50
		1xDL 24	1x1750	0.12	27	0.95	-20…+50
		1xDL 24 XT	1x1750	0.12	27	0.95	-20…+50
		1xDL 36	1x2800	0.16	35	0.98	-20…+50
		1xDL 36 XT	1x2800	0.16	35	0.98	-20…+50
		1xDL 40	1x3500	0.20	44	0.98	-20…+50
		1xDL 40 CONSTANT	1x3500	0.20	44	0.98	-20…+50
		1xDF 18	1x1050	0.08	18	0.90 c	-20…+50
		1xDF 24	1x1650	0.12	25	0.95	-20…+50
		1xDF 36	1x2700	0.15	34	0.98	-20…+50
QTP-OPTIMAL 1X54…58	4008321873729	1xHO 50 ES	1x4450	0.26	54	0.98	-20…+50
		1xHO 54	1x4450	0.26	54	0.98	-20…+50
		1xHO 54 CONSTANT	1x4450	0.26	54	0.98	-20…+50
		1xHO 54 XT	1x4450	0.26	54	0.98	-20…+50
		1xL 58	1x5000	0.25	54	0.98	-20…+50
		1xL 58 XT	1x5000	0.25	54	0.98	-20…+50
		1xL 58 XXT	1x5000	0.25	54	0.98	-20…+50
		1xDL 55	1x4800	0.24	50	0.98	-20…+50
		1xDL 55 CONSTANT	1x4800	0.21	50	0.98	-20…+50
		1xDL 55 XT	1x4800	0.21	50	0.98	-20…+50
QTP-OPTIMAL 2X18…40	4008321873767	2xHO 24	2x1750	0.24	52	0.98	-20…+50
		2xHO 24 CONSTANT	2x1900	0.24	52	0.98	-20…+50
		2xHO 39	2x3100	0.24	88	0.99	-20…+50
		2xHO 39 CONSTANT	2x3400	0.24	88	0.98	-20…+50
		2xL 15	2x950	0.15	31	0.95	-20…+50
		2xL 16 ES	2x1100	0.15	33	0.95	-20…+50
		2xL 18	2x1350	0.17	39	0.95	-20…+50
		2xL 18 U	2x1100	0.17	39	0.95	-20…+50
		2xL 18 XT	2x1350	0.17	39	0.95	-20…+50
		2xL 18 XXT	2x1350	0.17	39	0.95	-20…+50

Product name	GTIN (EAN)		lm	A	W SYSTEM	λ	T_a
		2xL 30	2x2850	0.28	63	0.98	-20…+50
		2xL 32 ES	2x2500	0.28	71	0.98	-20…+50
		2xL 36	2x3200	0.30	71	0.98	-20…+50
		2xL 36 -1	2x3100	0.30	71	0.98	-20…+50
		2xL 36 XT	2x3200	0.30	71	0.98	-20…+50
		2xL 36 XXT	2x3200	0.30	71	0.98	-20…+50
		2xDL 18	2x1150	0.16	36	0.95	-20…+50
		2xDL 18 XT	2x1150	0.16	36	0.95	-20…+50
		2xDL 24	2x1750	0.23	53	0.98	-20…+50
		2xDL 24 XT	2x1750	0.23	53	0.98	-20…+50
		2xDL 36	2x2800	0.30	70	0.98	-20…+50
		2xDL 36 XT	2x2800	0.30	70	0.98	-20…+50
		2xDL 40	2x3500	0.37	88	0.99	-20…+50
		2xDL 40 CONSTANT	2x3500	0.37	88	0.99	-20…+50
		2xDF 18	2x1050	0.16	33	0.95	-20…+50
		2xDF 24	2x1650	0.23	50	0.98	-20…+50
		2xDF 36	2x2700	0.30	67	0.98	-20…+50
QTP-OPTIMAL 2X54…58	4008321880253	2xHO 50 ES	2x4450	0.46	107	0.99	-20…+50
		2xHO 54	2x4450	0.52	120	0.99	-20…+50
		2xHO 54 CONSTANT	2x4450	0.52	120	0.99	-20…+50
		2xHO 54 XT	2x4450	0.52	120	0.99	-20…+50
		2xL 58	2x5000	0.49	112	0.99	-20…+50
		2xL 58 XT	2x5000	0.49	112	0.99	-20…+50
		2xL 58 XXT	2x5000	0.49	112	0.99	-20…+50
		2xDL 55	2x4800	0.48	110	0.99	-20…+50
		2xDL 55 CONSTANT	2x4800	0.48	110	0.99	-20…+50
		2xDL 55 XT	2x4800	0.48	110	0.99	-20…+50

Product name	V min.-max.	kHz ECG	l [mm]	b [mm]	h [mm]	l_1 [mm]		No.
QTP-OPTIMAL 1x18…40	176…276	40…50	280	30	21	270	20	1
QTP-OPTIMAL 1X54…58	176…276	40…50	280	30	21	270	20	1
QTP-OPTIMAL 2X18…40	176…276	40…50	360	30	21	350	20	1
QTP-OPTIMAL 2X54…58	176…276	40…50	360	30	21	350	20	1

Product features

- Supply voltage: 220…240 V
- Line voltage: 198…264 V
- Line frequency: 0 Hz 50 Hz 60 Hz
- Lamp start with optimum filament preheating
- Lifetime: up to 100,000 h (for T = 65 °C at T_c, max. 10 % failure rate)
- Energy Efficiency Index EEI: A2 BAT
- Automatic shutdown of defective lamps and at end of life (EoL T.2)
- Safety according to EN 61347-2-3
- Lamp operation according to EN 60929

Product benefits

- Long lamp life
- No adverse effect from frequent on/off switching
- Automatic restart after lamp replacement
- Perfect lamp start for applications with motion sensors
- VDE/VDE EMC certified system
- Very high energy efficiency due to cut-off technology

Areas of application

- Emergency lighting systems according to EN 50172 / DIN VDE 0108-100
- Industry
- Open-plan offices, corridors and storage rooms
- Public buildings
- Sports halls and factories
- Strip lighting
- Suitable for emergency lighting (DC operation)
- Modernization of existing systems
- Suitable for luminaires of protection classes I and II

QUICKTRONIC® FIT 5 – ECG for T5/16 mm lamps

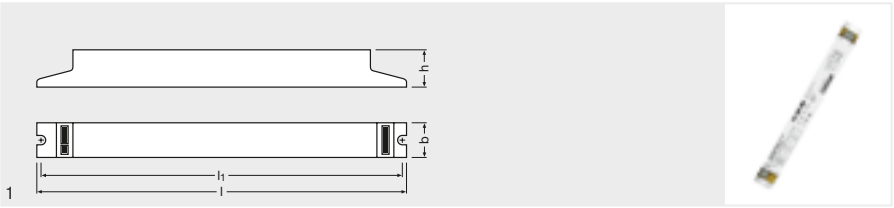

1

Product name	GTIN (EAN)		lm	A	W SYSTEM	λ	T_a
QT-FIT5 1X14…35	4008321971234	1xHE 13 ES	1x1150	0.07	15	0.95	-15…+50
		1xHE 14	1x1200	0.08	16	0.95	-15…+50
		1xHE 19 ES	1x1800	0.10	21	0.95	-15…+50
		1xHE 21	1x1900	0.11	23	0.95	-15…+50
		1xHE 25 ES	1x2450	0.12	28	0.96	-15…+50
		1xHE 28	1x2600	0.14	31	0.96	-15…+50
		1xHE 32 ES	1x3100	0.15	35	0.97	-15…+50
		1xHE 35	1x3320	0.17	38	0.97	-15…+50
		1xHE 35 XT	1x3320	0.17	38	0.97	-15…+50
QT-FIT5 2X14…35	4008321971258	2xHE 13 ES	2x1150	0.13	29	0.95	-15…+50
		2xHE 14	2x1200	0.14	32	0.98	-15…+50
		2xHE 19 ES	2x1800	0.19	43	0.98	-15…+50
		2xHE 21	2x1900	0.22	46	0.98	-15…+50
		2xHE 25 ES	2x2450	0.25	56	0.98	-15…+50
		2xHE 28	2x2600	0.26	63	0.98	-15…+50
		2xHE 32 ES	2x3100	0.32	71	0.98	-15…+50
		2xHE 35	2x3300	0.35	78	0.98	-15…+50
		2xHE 35 XT	2x3300	0.35	78	0.98	-15…+50
QT-FIT5 3X14,4X14	4008321971210	3xHE 13 ES	3x1150	0.19	43	0.98	-15…+50
		4xHE 13 ES	4x1150	0.25	55	0.98	-15…+50
		3xHE 14	3x1200	0.28	63	0.98	-15…+50
		4xHE 14	4x1200	0.28	63	0.98	-15…+50
QT-FIT5 1X49	4008321832139	1xHO 45 ES	1x4300	0.21	49	0.98	-15…+50
		1xHO 49	1x4300	0.24	54	0.98	-15…+50
QT-FIT5 2X49	4008321832153	2xHO 45 ES	2x4300	0.43	98	0.98	-15…+50
		2xHO 49	2x4300	0.47	106	0.98	-15…+50

Product name	V min.-max.	kHz ECG	l [mm]	b [mm]	h [mm]	l_1 [mm]		No.
QT-FIT5 1X14…35	185…264 [1]	40…50	280	30	21	270	20	1
QT-FIT5 2X14…35	198…264	40…50	280	30	21	270	20	1
QT-FIT5 3X14,4X14	185…264 [1]	40…50	280	40	21	270	20	1
QT-FIT5 1X49	186…276 [1]	40…50	280	30	21	270	20	1
QT-FIT5 2X49	185…264 [1]	40…50	280	30	21	270	20	1

1) Minimum voltage for lamp ignition: 198 V, 185…198 V for maximum 1 h

Product features
- Supply voltage: 220…240 V
- Line voltage: 198…264 V
- Line frequency: 50 Hz 60 Hz
- Lamp start with optimum filament preheating
- Energy Efficiency Index EEI: A2
- Automatic shutdown of defective lamps and at end of life (EoL T.2)
- Lamp operation according to EN 60929
- Safety according to EN 61347-2-3

Product benefits
- Long lamp life
- No adverse effect from frequent on/off switching
- Automatic restart after lamp replacement
- Perfect lamp start for applications with motion sensors
- VDE/VDE EMC certified system
- Very high energy efficiency due to cut-off technology

Areas of application
- Open-plan offices, corridors and storage rooms
- Public buildings
- Strip lighting
- Suitable for emergency lighting (DC operation)
- Suitable for luminaires of protection class I
- Modernization of existing systems

QUICKTRONIC® FIT 5/8 – ECG for T5/16 mm and T8/26 mm lamps



1



Product name	GTIN (EAN)		lm	A	W SYSTEM	λ	T_a
QT-FIT 5/8 1X18…39	4008321873927	1xHO 24	1x1750	0.13	28	0.98	-15…+50
		1xHO 24 CONSTANT	1x1900	0.13	28	0.98	-15…+50
		1xHO 39	1x3100	0.19	42	0.98	-15…+50
		1xHO 39 CONSTANT	1x3400	0.19	42	0.98	-15…+50
		1xL 16 ES	1x1100	0.08	18	0.96	-15…+50
		1xL 18	1x1350	0.10	21	0.95	-15…+50
		1xL 18 XT	1x1350	0.10	21	0.95	-15…+50
		1xL 18 XXT	1x1350	0.10	21	0.95	-15…+50
		1xL 30	1x3000	0.15	33	0.98	-15…+50
		1xL 36	1x3200	0.16	37	0.98	-15…+50
		1xL 36 XT	1x3200	0.16	16	0.98	-15…+50
		1xL 36 XXT	1x3200	0.16	37	0.98	-15…+50
QT-FIT 5/8 1X54…58	4008321873828	1xHO 50 ES	1x4450	0.25	59	0.98	-15…+50
		1xHO 54	1x4450	0.25	59	0.98	-15…+50
		1xHO 54 CONSTANT	1x4450	0.25	59	0.98	-15…+50
		1xHO 54 XT	1x4450	0.25	59	0.98	-15…+50
		1xL 58	1x5000	0.24	54	0.98	-15…+50
		1xL 58 XT	1x5000	0.24	54	0.98	-15…+50
		1xL 58 XXT	1x5000	0.24	54	0.98	-15…+50
QT-FIT 5/8 2X18…39	4008321873903	2xHO 24	2x1750	0.24	53	0.98	-15…+50
		2xHO 24 CONSTANT	2x1900	0.24	53	0.98	-15…+50
		2xHO 39	2x3100	0.36	80	0.98	-15…+50
		2xHO 39 CONSTANT	2x3400	0.36	80	0.98	-15…+50
		2xL 16 ES	2x1100	0.15	33	0.95	-15…+50
		2xL 18 XT	2x1350	0.17	39	0.95	-15…+50
		2xL 18 XXT	2x1350	0.17	39	0.95	-15…+50
		2xL 18	2x1350	0.17	39	0.95	-15…+50
		2xL 30	2x3000	0.27	63	0.98	+15…+50
		2xL 36	2x3200	0.31	70	0.98	-15…+50
		2xL 36 XT	2x3200	0.31	70	0.98	-15…+50
		2xL 36 XXT	2x3200	0.31	70	0.98	-15…+50
QT-FIT 5/8 2X54…58	4008321873842	2xHO 50 ES	2x4450	0.49	116	0.98	-15…+50
		2xHO 54	2x4450	0.49	116	0.98	-15…+50
		2xHO 54 CONSTANT	2x4450	0.49	116	0.98	-15…+50
		2xHO 54 XT	2x4450	0.49	116	0.98	-15…+50
		2xL 58	2x5000	0.48	107	0.98	-15…+50
		2xL 58 XT	2x5000	0.48	107	0.98	-15…+50
		2xL 58 XXT	2x5000	0.48	107	0.98	-15…+50

Product name	V min.-max.	kHz ECG	l [mm]	b [mm]	h [mm]	l1 [mm]		No.
QT-FIT 5/8 1X18…39	185…264 [1)]	40…50	280	30	21	270	20	1
QT-FIT 5/8 1X54…58	185…264 [1)]	40…50	280	30	21	270	20	1
QT-FIT 5/8 2X18…39	185…264 [1)]	40…50	280	30	21	270	20	1
QT-FIT 5/8 2X54…58	185…264 [1)]	40…50	280	30	21	270	20	1

1) Minimum voltage for lamp ignition: 198 V, 185…198 V for maximum 1 h

Product features
- Supply voltage: 220…240 V
- Line voltage: 198…264 V
- Line frequency: 50 Hz 60 Hz
- Lamp start with optimum filament preheating
- Energy Efficiency Index EEI: A2
- Automatic shutdown of defective lamps and at end of life (EoL T.2)
- Lamp operation according to EN 60929
- Safety according to EN 61347-2-3

Product benefits
- Long lamp life
- No adverse effect from frequent on/off switching
- Automatic restart after lamp replacement
- Perfect lamp start for applications with motion sensors
- VDE/VDE EMC certified system
- Very high energy efficiency due to cut-off technology

Areas of application
- Open-plan offices, corridors and storage rooms
- Public buildings
- Strip lighting
- Suitable for emergency lighting (DC operation)
- Suitable for luminaires of protection class I
- Modernization of existing systems

QUICKTRONIC® FIT 8 – ECG for T8/26 mm lamps

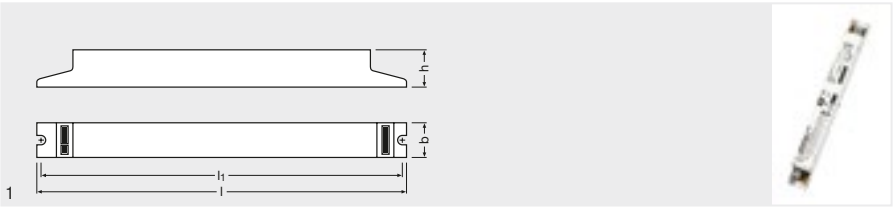

1

Product name	GTIN (EAN)		lm	A	W SYSTEM	λ	T_a
QT-FIT8 1X18	4008321294180	1xL 16 ES	1x1100	0.08	17	0.90 c	+10…+50
		1xL 18	1x1350	0.09	19	0.95	-15…+50
		1xL 18 XT	1x1350	0.09	19	0.95	-15…+50
		1xL 18 XXT	1x1350	0.09	19	0.95	-15…+50
QT-FIT8 1X36	4008321294203	1xL 32 ES	1x2500	0.15	32	0.93 c	+10…+50
		1xL 36	1x3200	0.16	36	0.96	-15…+50
		1xL 36 XT	1x3200	0.16	36	0.96	-15…+50
QT-FIT8 1X58…70	4008321294227	1xL 51 ES	1x4200	0.23	50	0.96	+10…+50
		1xL 58	1x5000	0.24	54	0.96	-15…+50
		1xL 58 XT	1x3200	0.16	36	0.96	-15…+50
		1xL 70	1x5900	0.28	62	0.96	-15…+50
QT-FIT8 2X18	4008321294241	2xL 16 ES	2x1100	0.14	32	0.97	+10…+50
		2xL 18	2x1350	0.16	36	0.98	-15…+50
		2xL 18 XT	2x1350	0.16	36	0.98	-15…+50
		2xL 18 XXT	2x1350	0.16	36	0.98	-15…+50
QT-FIT8 2X36	4008321294265	2xL 32 ES	2x2500	0.296	64	0.97	+10…+50
		2xL 36	2x3200	0.32	71	0.98	-15…+50
		2xL 36 XT	2x3200	0.32	71	0.98	-15…+50
QT-FIT8 2X58…70	4052899151932	2xL 51 ES	2x4200	0.43	96	0.98	+10…+50
		2xL 58	2x5000	0.48	109	0.98	-15…+50
		2xL 58 XT	2x3200	0.32	71	0.98	-15…+50
		2xL 70	2x5900	0.55	124	0.98	-15…+50
QT-FIT8 2X58	4008321294289	2xL 51 ES	2x4200	0.43	96	0.98	+10…+50
		2xL 58	2x5000	0.48	109	0.98	-15…+50
		2xL 58 XT	2x3200	0.32	71	0.98	-15…+50
QT-FIT8 3X18,4X18	4008321294302	4xL 16 ES	4x1100	0.28	21	0.98	+10…+50
QT-FIT8 3X36	4008321512055	3xL 32 ES	3x2500	0.434	100	0.99	+10…+50
		3xL 36	3x3500	0.48	105	0.99	-15…+50
		3xL 36 XT	3x3500	0.48	105	0.99	-15…+50

Product name	V min.-max.	kHz ECG	l [mm]	b [mm]	h [mm]	l_1 [mm]		No.
QT-FIT8 1X18	185…264 1)	40…50	280	30	28	270	20	1
QT-FIT8 1X36	185…264 1)	40…50	280	30	28	270	20	1
QT-FIT8 1X58…70	185…264 1)	40…50	280	30	28	270	20	1
QT-FIT8 2X18	185…264 1)	40…50	360	30	28	350	20	1
QT-FIT8 2X36	185…264 1)	40…50	360	30	28	350	20	1
QT-FIT8 2X58…70	185…264 1)	40…50	360	30	28	350	20	1
QT-FIT8 2X58	185…264 1)	40…50	360	30	28	350	20	1
QT-FIT8 3X18,4X18	185…264 1)	40…50	280	40	28	270	20	1
QT-FIT8 3X36	185…264 1)	40…50	280	40	28	270	20	1

1) Minimum voltage for lamp ignition: 198 V, 185…198 V for maximum 1 h

Product features
- Supply voltage: 220…240 V
- Line voltage: 198…264 V
- Line frequency: 50 Hz 60 Hz
- Lamp start with optimum filament preheating
- Energy Efficiency Index EEI: A2
- Automatic shutdown of defective lamps and at end of life (EoL T.2)
- Lamp operation according to EN 60929
- Safety according to EN 61347-2-3

Product benefits
- Long lamp life
- No adverse effect from frequent on/off switching
- Automatic restart after lamp replacement
- Perfect lamp start for applications with motion sensors
- VDE/VDE EMC certified system
- Very high energy efficiency due to cut-off technology

Areas of application
- Open-plan offices, corridors and storage rooms
- Public buildings
- Strip lighting
- Suitable for emergency lighting (DC operation)
- Suitable for luminaires of protection class I

QUICKTRONIC® QTz8 – ECG for T8/26 mm lamps

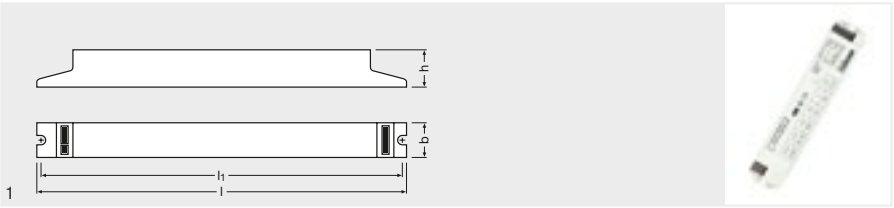

1

Product name	GTIN (EAN)		lm	A	W SYSTEM	λ
QTz8 1X18	4008321863263	1xL 18	1x1350	0.09	20	0.95
QTz8 1X36	4008321863287	1xL 36	1x3200	0.16	36	0.96
QTz8 2X18	4008321863300	2xL 18	2x1350	0.09	23	0.95
QTz8 2X36	4008321863324	2xL 36	2x3200	0.32	71	0.98
QTz8 3X18	4008321863348	3xL 18	3x1350	0.25	54	0.97
QTz8 4X18	4008321863362	4xL 18	4x1350	0.25	54	0.97

Product name	T_a	kHz ECG	l [mm]	b [mm]	h [mm]		No.
QTz8 1X18	-15…+50	30…45	150	40	28	20	1
QTz8 1X36	-15…+50	30…45	150	40	28	20	1
QTz8 2X18	-15…+50	30…45	150	40	28	20	1
QTz8 2X36	-15…+50	30…45	210	40	30	20	1
QTz8 3X18	-15…+50	30…45	210	40	30	20	1
QTz8 4X18	-15…+50	30…45	210	40	30	20	1

Product features
- Supply voltage: 220…240 V
- Line voltage: 198…264 V
- Line frequency: 50 Hz 60 Hz
- Energy Efficiency Index EEI: A2

Areas of application
- Public buildings
- Sports halls
- Strip lighting
- Suitable for luminaires of protection class I

Product benefits
- Compact housing
- Automatic restart after lamp replacement

QUICKTRONIC® PROFESSIONAL – ECG for DULUX® L and DULUX® F lamps



1



Product name	GTIN (EAN)		lm	A	W SYSTEM	λ	T_a
QTP-DL 1X18…24	4008321117861	1xDL 18	1x1200	0.085	18	0.95	-20…+50
		1xDL 18 XT	1x1200	0.085	18	0.95	-20…+50
		1xDL 24	1x1800	0.115	26	0.95	-20…+50
		1xDL 24 XT	1x1800	0.115	26	0.95	-20…+50
		1xDF 18	1x1100	0.085	18	0.95	-20…+50
		1xDF 24	1x1700	0.115	26	0.95	-20…+50
		1xL 15	1x950	0.08	17	0.95	-20…+50
		1xL 18	1x1300	0.09	18	0.95	-20…+50
		1xL 18 XT	1x1300	0.09	18	0.95	-20…+50
		1xL 18 XXT	1x1300	0.09	18	0.95	-20…+50
QTP-DL 1X36…40	4008321117908	1xDL 36	1x2900	0.17	35	0.99	-20…+50
		1xDL 36 XT	1x2900	0.17	35	0.99	-20…+50
		1xDL 40	1x3600	0.21	45	0.99	-20…+50
		1xDL 40 CONSTANT	1x3600	0.21	45	0.99	-20…+50
		1xDF 36	1x2800	0.17	35	0.99	-20…+50
		1xL 36	1x3400	0.17	38	0.99	-20…+50
		1xL 36 -1	1x2875	0.15	31	0.99	-20…+50
QTP-DL 2X18…24	4008321117885	2xDL 18	2x1200	0.16	36	0.98	-20…+50
		2xDL 18 XT	2x1200	0.16	36	0.98	-20…+50
		2xDL 24	2x1800	0.22	49	0.98	-20…+50
		2xDL 24 XT	2x1800	0.22	49	0.98	-20…+50
		2xDF 18	2x1100	0.16	36	0.98	-20…+50
		2xDF 24	2x1700	0.22	49	0.98	-20…+50
		2xL 15	2x950	0.15	32	0.98	-20…+50
		2xL 18	2x1300	0.17	37	0.98	-20…+50
		2xL 18 XT	2x1300	0.17	37	0.98	-20…+50
		2xL 18 XXT	2x1300	0.17	37	0.98	-20…+50
QTP-DL 2X36…40	4008321117922	2xDL 36	2x2900	0.33	68	0.99	-20…+50
		2xDL 36 XT	2x2900	0.33	68	0.99	-20…+50
		2xDL 40	2x3650	0.21	90	0.99	-20…+50
		2xDL 40 CONSTANT	2x3650	0.21	90	0.99	-20…+50
		2xDF 36	2x2800	0.33	68	0.99	-20…+50
		2xL 36	2x3400	0.35	81	0.99	-20…+50
		2xL 36 -1	2x2900	0.28	60	0.99	-20…+50
QTP-DL 1X55 GII	4008321390158	1xDL 55	1x4800	0.26	59	0.99	-20…+50
		1xDL 55 CONSTANT	1x4800	0.26	59	0.99	-20…+50
		1xDL 55 XT	1x4800	0.26	59	0.99	-20…+50
QTP-DL 2X55 GII	4008321390172	2xDL 55	2x4800	0.51	116	0.99	-20…+50
		2xDL 55 CONSTANT	2x4800	0.51	116	0.99	-20…+50
		2xDL 55 XT	2x4800	0.51	116	0.99	-20…+50

Product name	V min.-max.	kHz ECG	l [mm]	b [mm]	h [mm]	l1 [mm]		No.
QTP-DL 1X18…24	176…276[1)]	45…50	239	30	28	229	20	1
QTP-DL 1X36…40	154…276[1)]	45…50	239	30	28	229	20	1
QTP-DL 2X18…24	154…276[1)]	41…46	239	40	28	229	20	1
QTP-DL 2X36…40	154…276[1)]	45…50	280	40	28	270	20	1
QTP-DL 1X55 GII	176…276[1)]	40…50	280	30	21	270	20	1
QTP-DL 2X55 GII	176…276[1)]	40…50	360	30	21	350	20	1

1) Minimum voltage for lamp ignition: 198 V

Product features

- Supply voltage: 220…240 V
- Line voltage: 198…264 V
- Line frequency: 0 Hz 50 Hz 60 Hz
- Lamp start with optimum filament preheating
- Energy Efficiency Index EEI: A2 BAT
- Automatic shutdown of defective lamps and at end of life (EoL T.2)
- Lamp operation according to EN 60929
- Safety according to EN 61347-2-3

Product benefits

- Long lamp life
- No adverse effect from frequent on/off switching
- Automatic restart after lamp replacement
- Perfect lamp start for applications with motion sensors
- VDE/VDE EMC certified system
- Very high energy efficiency due to cut-off technology

Areas of application

- Emergency lighting systems according to EN 50172 / DIN VDE 0108-100
- Open-plan offices, corridors and storage rooms
- Public buildings
- Suitable for luminaires of protection classes I and II

QUICKTRONIC® PROFESSIONAL – ECG for T5/16 mm – circular lamps

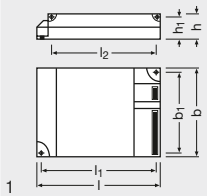

1



Product name	GTIN (EAN)		lm	A	W SYSTEM	λ	T_a	V min.-max.
QTP-FC 1X55	4008321537041	1xDL 55 CONSTANT	1x4800	0.26	59	0.98	-20…+50	176…276
		1xDL 55 XT	1x4800	0.26	59	0.98	-20…+50	
		1xDL 55	1x4800	0.26	59	0.98	-20…+50	
		1xFC 55	1x4200	0.26	59	0.98	-20…+50	

Product name	kHz ECG	l [mm]	b [mm]	h [mm]	l1 [mm]	b1 [mm]		No.
QTP-FC 1X55	40…50	103	67	31	94	67	20	1

Product features
- Supply voltage: 220…240 V
- Line voltage: 198…264 V
- Line frequency: 0 Hz 50 Hz 60 Hz
- Lamp start with optimum filament preheating
- Energy Efficiency Index EEI: A2 BAT
- Automatic shutdown of defective lamps and at end of life (EoL)
- Lamp operation according to EN 60929
- Safety according to EN 61347-2-3

Product benefits
- Long lamp life
- No adverse effect from frequent on/off switching
- Automatic restart after lamp replacement
- Perfect lamp start for applications with motion sensors
- Separate installations thanks to optional cable clamp for K2 and K3 casings
- VDE/VDE EMC certified system

Areas of application
- Emergency lighting systems according to EN 50172 / DIN VDE 0108-100
- Open-plan offices, corridors and storage rooms
- Public buildings
- Suitable for luminaires of protection class I

QUICKTRONIC® MULTIWATT – ECG for CFL

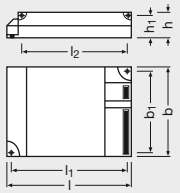

1



Product name	GTIN (EAN)		lm	A	W SYSTEM	λ	T_a
QT-M 2X26…42 S	4008321110022	2xDL 24	2x1750	0.23	54	0.97	-20…+50
		2xDL 24 XT	2x1750	0.23	54	0.97	-20…+50
		2xDL 36	2x2800	0.30	70	0.97	-20…+50
		2xDL 36 XT	2x2800	0.30	70	0.97	-20…+50
		2xDF 24	2x1700	0.23	54	0.97	-20…+50
		2xDF 36	2x2700	0.30	70	0.97	-20…+50
		2xDD/E 26	2x1800	0.23	54	0.97	-20…+50
		2xDT/E 26	2x1800	0.23	54	0.97	-20…+50
		2xDT/E 26 CONSTANT	2x1800	0.23	54	0.97	-20…+50
		2xDT/E 32	2x2400	0.30	70	0.97	-20…+50
		2xDT/E 32 XT	2x2400	0.30	70	0.97	-20…+50
		2xDT/E 32 CONSTANT	2x2400	0.30	70	0.97	-20…+50
		2xDT/E 42	2x3200	0.39	92	0.97	-20…+50
		2xDT/E 42 CONSTANT	2x3200	0.39	92	0.97	-20…+50
		2xHO 24	2x3500	0.23	54	0.97	-20…+50
		2xHO 24 CONSTANT	2x1900	0.23	54	0.97	-20…+50
		2xL 36	2x3200	0.30	70	0.97	-20…+50
		2xFC 22	2x3200	0.36	54	0.97	-20…+50
		2xFC 40	2x3200	0.36	88	0.97	-20…+50
QTP-M 1X26…42 [1)]	4008321329134	1xDL 18	1x1150	0.09	18	0.88 c	-20…+50
		1xDL 18 XT	1x1150	0.09	18	0.88 c	-20…+50
		1xDL 24	1x1750	0.12	25	0.94 c	-20…+50
		1xDL 24 XT	1x1750	0.12	25	0.94 c	-20…+50
		1xDL 36	1x2800	0.16	35	0.97	-20…+50
		1xDL 36 XT	1x2800	0.16	35	0.97	-20…+50
		1xDL 40	1x3500	0.19	43	0.98	-20…+50
		1xDL 40 CONSTANT	1x3500	0.19	43	0.98	-20…+50
		1xDF 18	1x1050	0.09	19	0.88 c	-20…+50
		1xDF 24	1x1650	0.12	25	0.94 c	-20…+50
		1xDF 36	1x2700	0.16	35	0.96	-20…+50
		1xDD/E 26	1x1750	0.12	27	0.95	-20…+50
		1xDD/E 26 XT	1x1750	0.12	27	0.95	-20…+50
		1xDT/E 26	1x1750	0.12	27	0.95	-20…+50
		1xDT/E 26 CONSTANT	1x1750	0.12	27	0.95	-20…+50
		1xDT/E 32	1x2400	0.16	35	0.97	-20…+50
		1xDT/E 32 CONSTANT	1x2400	0.16	35	0.97	-20…+50
		1xDT/E 32 XT	1x2400	0.16	35	0.97	-20…+50
		1xDT/E 42	1x3200	0.20	46	0.97	-20…+50
		1xDT/E 42 CONSTANT	1x3200	0.20	46	0.97	-20…+50
		1xHO 24	1x1750	0.12	25	0.95	-20…+50
		1xHO 24 CONSTANT	1x1900	0.12	25	0.95	-20…+50
		1xHO 39	1x3100	0.18	41	0.97	-20…+50
		1xHO 39 CONSTANT	1x3300	0.18	41	0.97	-20…+50
		1xFC 22	1x1800	0.12	25	0.94 c	-20…+50
		1xFC 40	1x3200	0.19	43	0.97	-20…+50
		1xL 18	1x1350	0.10	19	0.88 c	-20…+50

Product name	GTIN (EAN)		lm	A	W SYSTEM	λ	T_a
		1xL 18 XT	1x1350	0.10	19	0.88 c	-20…+50
		1xL 18 XXT	1x1350	0.10	19	0.88 c	-20…+50
		1xL 36	1x3350	0.16	35	0.97	-20…+50
QTP-M 2X26…32 [1]	4008321329158	2xDL 18	2x1150	0.16	36	0.95	-20…+50
		2xDL 18 XT	2x1150	0.16	36	0.95	-20…+50
		2xDL 24	2x1750	0.22	48	0.97	-20…+50
		2xDL 24 XT	2x1750	0.22	48	0.97	-20…+50
		2xDL 36	2x2800	0.30	68	0.97	-20…+50
		2xDL 36 XT	2x2800	0.30	68	0.97	-20…+50
		2xDF 18	2x1050	0.16	36	0.95	-20…+50
		2xDF 24	2x1650	0.21	48	0.97	-20…+50
		2xDF 36	2x2700	0.30	68	0.97	-20…+50
		2xDT/E 26	2x1750	0.24	53	0.97	-20…+50
		2xDT/E 26 CONSTANT	2x1750	0.24	53	0.97	-20…+50
		2xDT/E 32	2x2400	0.30	68	0.97	-20…+50
		2xDT/E 32 CONSTANT	2x2400	0.30	68	0.97	-20…+50
		2xDT/E 32 XT	2x2400	0.30	68	0.97	-20…+50
		1xDT/E 42	1x3200	0.20	46	0.97	-20…+50
		1xDT/E 42 CONSTANT	1x3200	0.20	46	0.97	-20…+50
		2xDD/E 26	2x1750	0.24	53	0.97	-20…+50
		2xDD/E 26 XT	2x1750	0.24	53	0.97	-20…+50
		2xHO 24	2x1750	0.23	49	0.97	-20…+50
		2xHO 24 CONSTANT	2x1900	0.23	49	0.97	-20…+50
		2xFC 22	2x1800	0.22	49	0.97	-20…+50
		2xFC 22+40	2x5000	0.30	67	0.97	-20…+50
		2xL 18	2x1350	0.17	36	0.95	-20…+50
		2xL 18 XT	2x1350	0.17	36	0.95	-20…+50
		2xL 18 XXT	2x1350	0.17	36	0.95	-20…+50

Product name	V min.-max.	kHz ECG	l [mm]	b [mm]	h [mm]	l1 [mm]		No.
QT-M 2X26…42 S	176…254 [2]	45 [3]	123	79	33	111	20	1
QTP-M 1X26…42 [1]	176…276	47 [3]	103	67	31	94	20	1
QTP-M 2X26…32 [1]	176…276	45 [3]	123	79	33	111	20	1

1) Optional cable clamp, see page 13.62
2) Minimum voltage for lamp ignition: 198 V
3) Approximately

Product features

- Supply voltage: 220…240 V
- Line voltage: 198…264 V
- Line frequency: 0 Hz 50 Hz 60 Hz
- Lamp start with optimum filament preheating
- Energy Efficiency Index EEI: A2
- Automatic shutdown of defective lamps and at end of life (EoL T.2)
- Lamp operation according to EN 60929
- Safety according to EN 61347-2-3

Product benefits

- Long lamp life
- No adverse effect from frequent on/off switching
- Automatic restart after lamp replacement
- Perfect lamp start for applications with motion sensors
- Separate installations thanks to optional cable clamp for K2 and K3 casings
- VDE/VDE EMC certified system

Areas of application

- Emergency lighting systems according to EN 50172 / DIN VDE 0108-100
- Public buildings
- Sports halls and factories
- Suitable for luminaires of protection class I

QUICKTRONIC® ECONOMIC – ECG for CFL

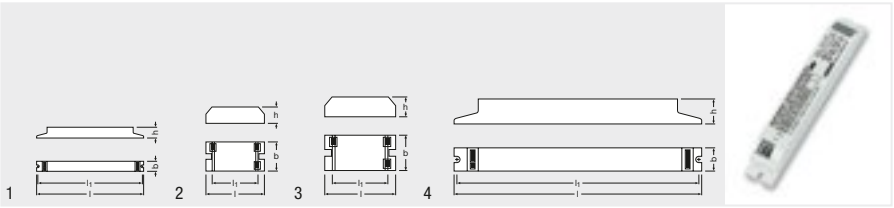

Product name	GTIN (EAN)		Im	A	W SYSTEM	λ	T_a
QT-ECO 1X4…16 L	4050300660370	1xDS/E 7	1x400	0.06	9	0.60 c	-15…+50
		1xDS/E 9	1x600	0.07	10	0.60 c	-15…+50
		1xDS/E 11	1x900	0.09	13	0.60 c	-15…+50
		1xDD/E 10	1x600	0.08	12	0.60 c	-15…+50
		1xDD/E 13	1x850	0.10	14	0.60 c	-15…+50
		1xDT/E 13	1x800	0.10	14	0.60 c	-15…+50
		1xHE 14	1x1150	0.10	15	0.60 c	-15…+50
		1xL 10	1x650	0.10	12	0.60 c	-15…+50
		1xL 13 BASIC	1x950	0.08	15	0.60 c	-15…+50
		1xL 16	1x1100	0.11	16	0.60 c	-15…+50
		1xL 4 BASIC	1x120	0.05	7	0.60 c	-15…+50
		1xL 6 BASIC	1x270	0.06	9	0.60 c	-15…+50
		1xL 8 BASIC	1x450	0.07	11	0.60 c	-15…+50
QT-ECO 1X4…16 S	4050300638584	1xDS/E 7	1x400	0.06	9	0.60 c	-15…+50
		1xDS/E 9	1x600	0.07	10	0.60 c	-15…+50
		1xDS/E 11	1x900	0.09	13	0.60 c	-15…+50
		1xDD/E 10	1x600	0.08	12	0.60 c	-15…+50
		1xDD/E 13	1x850	0.10	14	0.60 c	-15…+50
		1xDT/E 13	1x800	0.10	14	0.60 c	-15…+50
		1xHE 14	1x1150	0.10	15	0.60 c	-15…+50
		1xL 10	1x650	0.10	12	0.60 c	-15…+50
		1xL 13 BASIC	1x950	0.08	15	0.60 c	-15…+50
		1xL 16	1x1100	0.11	16	0.60 c	-15…+50
		1xL 4 BASIC	1x120	0.05	7	0.60 c	-15…+50
		1xL 6 BASIC	1x270	0.06	9	0.60 c	-15…+50
		1xL 8 BASIC	1x450	0.07	11	0.60 c	-15…+50
QT-ECO 1X18…24 L	4050300660417	1xDL 18	1x1200	0.13	18	0.92 c	-15…+50
		1xDL 24	1x1600	0.16	23	0.60 c	-15…+50
		1xDF 18	1x1000	0.13	18	0.60 c	-15…+50
		1xDF 24	1x1500	0.16	23	0.60 c	-15…+50
		1xHO 24	1x1600	0.15	20	0.60 c	-15…+50
		1xL 15	1x950	0.13	17	0.60 c	-15…+50
		1xL 18	1x1250	0.14	19	0.60 c	-15…+50
		1xL 18 U	1x1100	0.14	20	0.60 c	-15…+50
		1xL 22 C	1x1250	0.14	20	0.60 c	-15…+50
		1xFC 22	1x1650	0.16	23	0.60 c	-15…+50
QT-ECO 1X18…21 S	4050300794907	1xDD/E 18	1x1150	0.14	19	0.60 c	-15…+50
		1xDT/E 18	1x1150	0.14	19	0.60 c	-15…+50
		1xHE 21	1x1800	0.17	23	0.60 c	-15…+50
QT-ECO 1X18…24 S	4050300638560	1xDL 18	1x1200	0.13	18	0.92 c	-15…+50
		1xDL 24	1x1600	0.16	23	0.60 c	-15…+50
		1xDF 18	1x1000	0.13	18	0.60 c	-15…+50
		1xDF 24	1x1500	0.16	23	0.60 c	-15…+50
		1xHO 24	1x1600	0.15	20	0.60 c	-15…+50
		1xL 15	1x950	0.13	17	0.60 c	-15…+50
		1xL 18	1x1250	0.14	19	0.60 c	-15…+50

Product name	GTIN (EAN)		lm	A	W SYSTEM	λ	T_a
		1xL 18 U	1x1100	0.14	20	0.60 c	-15…+50
		1xL 22 C	1x1250	0.14	20	0.60 c	-15…+50
		1xFC 22	1x1650	0.16	23	0.60 c	-15…+50
QT-ECO 1X26 S	4008321065971	1xDD/E 26	1x1600	0.18	24	0.60 c	-15…+50
		1xDD/E 26 XT	1x1600	0.18	24	0.60 c	-15…+50
		1xDT/E 26	1x1600	0.18	24	0.60 c	-15…+50
QT-ECO 2X5…11 S	4050300821504	2xDS/E 7	2x400	0.11	15	0.60 c	-15…+50
		2xDS/E 9	2x550	0.13	18	0.60 c	-15…+50
		2xDS/E 11	2x700	0.16	24	0.60 c	-15…+50
		2xDD/E 10	2x600	0.14	20	0.60 c	-15…+50
		2xL 6 BASIC	2x280	0.11	15	0.60 c	-15…+50
		2xL 8 BASIC	2x450	0.13	18	0.60 c	-15…+50
		2xL 10	2x600	0.14	20	0.60 c	-15…+50

Product name	V min.-max.	kHz ECG	l [mm]	b [mm]	h [mm]	l_1 [mm]		No.
QT-ECO 1X4…16 L	176…254	35…45 [1)]	150	22	22	140	50	1
QT-ECO 1X4…16 S	176…254	35…45 [1)]	80	40	22	72	50	2
QT-ECO 1X18…24 L	176…254	35…45 [1)]	150	22	22	140	50	1
QT-ECO 1X18…21 S	176…254	35…45	80	40	22	72	50	2
QT-ECO 1X18…24 S	176…254	35…45 [1)]	80	40	22	72	50	2
QT-ECO 1X26 S	176…254	35…45	80	40	22	72	50	2
QT-ECO 2X5…11 S	176…254	35…45	80	40	22	72	50	3
QT-ECO T/E 2X18	176…254	45 [1)]	150	41	28	140	50	4
QT-ECO T/E 2X26	176…254	45 [1)]	150	41	28	140	50	4

1) Approximately

Product features
- Supply voltage: 220…240 V
- Line voltage: 198…264 V
- Line frequency: 50 Hz 60 Hz
- Energy Efficiency Index EEI: A2
- Automatic shutdown of defective lamps and at end of life (EoL)

Product benefits
- Compact housing
- Automatic restart after lamp replacement

Areas of application
- Public buildings

QUICKTRONIC® PROFESSIONAL – ECG for CFL

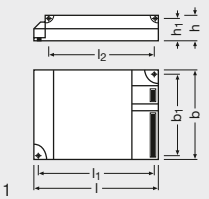

1



Product name	GTIN (EAN)		lm	A	W SYSTEM	λ	T_a	V min.-max.
QTP-D/E 1X10…13 [1]	4008321181572	1xDS/E 9	1x600	0.05	10	0.92 c	-20…+50	176…276 [3]
		1xDS/E 11	1x900	0.06	14	0.95	-20…+50	
		1xDD/E 10	1x600	0.05	12	0.95	-20…+50	
		1xDD/E 13	1x900	0.07	15	0.95	-20…+50	
		1xDT/E 13	1x900	0.07	15	0.95	-20…+50	
QTP-D/E 2X10…13 [1]	4008321181596	2xDS/E 9	2x600	0.09	18	0.92 c	-20…+50	176…276 [3]
		2xDS/E 11	2x950	0.12	28	0.95	-20…+50	
		2xDD/E 10	2x600	0.09	21	0.95	-20…+50	
		2xDD/E 13	2x900	0.13	29	0.95	-20…+50	
		2xDT/E 13	2x900	0.13	29	0.95	-20…+50	
QTP-T/E 1x18,2x18	4008321537065	1xDD/E 18, DT/E 18	1x1200	0.09	19	0.90 c	-20…+50	176…264
		2xDD/E 18, DT/E 18	2x1200	0.16	36	0.98	-20…+50	
QTP-T/E 1X26…42,2X26 [1]	4008321537089	1xDD/E 26	1x1750	0.13	28	0.95	-20…+50	176…264
		2xDD/E 26	2x1750	0.24	54	0.98	-20…+50	
		1xDT/E 32	1x2400	0.15	35	0.95	-20…+50	
		2xDT/E 26	2x1750	0.24	54	0.98	-20…+50	
		1xDT/E 42	1x3200	0.20	45	0.95	-20…+50	

Product name	kHz ECG	l [mm]	b [mm]	h [mm]	h1 [mm]	b1 [mm]		No.
QTP-D/E 1X10…13 [1]	44 [2]	93	58	29	84	48	20	1
QTP-D/E 2X10…13 [1]	44 [2]	123	79	33	111	67	20	1
QTP-T/E 1x18,2x18	40…50	103	67	31	94	57	20	1
QTP-T/E 1X26…42,2X26 [1]	40…50	103	67	31	94	57	20	1

1) Optional cable clamp, see page 13.62
2) Approximately
3) Minimum voltage for lamp ignition: 198 V

Product features

- Supply voltage: 220…240 V
- Line voltage: 198…264 V
- Line frequency: 0 Hz 50 Hz 60 Hz
- Lamp start with optimum filament preheating
- Energy Efficiency Index EEI: A2
- Automatic shutdown of defective lamps and at end of life (EoL T.2)
- Lamp operation according to EN 60929
- Safety according to EN 61347-2-3

Product benefits

- Long lamp life
- No adverse effect from frequent on/off switching
- Automatic restart after lamp replacement
- Perfect lamp start for applications with motion sensors
- Separate installations thanks to optional cable clamp for K2 and K3 casings
- VDE/VDE EMC certified system

Areas of application

- Emergency lighting systems according to EN 50172 / DIN VDE 0108-100
- Public buildings
- Sports halls and factories
- Suitable for luminaires of protection class I

POWERTRONIC®

POWERTRONIC® electronic control gears for optimum operation of HCI®, HQI® and NAV® metal halide lamps

POWERTRONIC® ECGs have a wide variety of uses. Their low weight and small volume increase the scope for luminaire design and system planning. POWERTRONIC® ECGs make the economical light from metal halide lamps even more comfortable, reliable and safe by constantly monitoring lamp starts and lamp operation and by reliably disconnecting the lamps when appropriate.

POWERTRONIC® ECGs can be used in the following applications:

For outdoor lighting:

3DIM DALI StepDIM AstroDIM

PTo 3DIM: Robust HID ECG – lightning-proof to 10 kV, vibration-tested (EN 60598), approved for luminaires with protection classes I and II, 3 control options:
– DALI control or
– StepDIM (2-step switching) or
– AstroDIM (dimming via integrated timer control)

For indoor lighting,
with strain relief for separate mounting:
PTi I: reliable technology for long system life
PT-FIT I: for standard applications

For luminaire installation:
PTi S: reliable technology for long system life
PT-FIT S: for standard applications

For greenhouse lighting:
PTg 1000: for greenhouse lighting (with 400 V_{AC} input)

Accessories

EBN-OS inrush current limiter for more installation flexibility

Areas of application

– Retail spaces/store windows
– Foyers/entrance halls
– Production facilities/industrial plants
– Public buildings
– Art galleries/museums/exhibition spaces
– Streets/parks/outdoor facilities (PTo)

Comfort

– Flicker-free light
– Greater color stability and less scatter in the color locus
– No flashing of old or faulty lamps

Improved cost efficiency with POWERTRONIC® ECGs compared to standard control gears

– Energy efficiency class A2
– Up to 15 % higher system efficiency
– Up to 20 % better luminous flux maintenance and less scatter of luminous flux
– Up to 30 % longer lamp life

Safety

– Reliable switch-off of aging or faulty lamps for greater system safety and reliability
– Integrated ignition time restriction prevents attempts to ignite faulty or old lamps, thus preventing lamp cycling and radio interference

Guarantee

OSRAM provides customers with its long-running System+ Guarantee*:
– 5-year guarantee for PT ECGs in conjunction with OSRAM HQI®, HCI® and NAV® lamps
– 3- or 5-year guarantee for PT ECGs



**

* For conditions and details, go to www.osram.com/system-guarantee
** Selected lamps such as HCI®-T/TT, NAV®-E …

POWERTRONIC® OUTDOOR PTo – ECG for HID lamps, for outdoor lighting

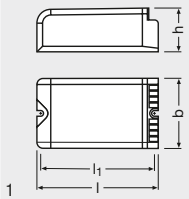

1



Product name	GTIN (EAN)	W	A	kV START	CONTROL	W	T_a	T_c
PTo 35/220…240	4008321956323	39	0.20 1)	4.5 kVp	-	-	-25…+60	75
PTo 50/220…240 3DIM	4008321956347	50	0.26 1)	4.5 kVp	DALI / StepDIM / AstroDIM	60…100 %	-25…+55	75
PTo 70/220…240 3DIM	4008321959355	73	0.35 1)	4.5 kVp	DALI / StepDIM / AstroDIM	60…100 %	-25…+55	75
PTo 100/220…240 3DIM	4008321956361	100	0.48 1)	4.5 kVp	DALI / StepDIM / AstroDIM	60…100 %	-25…+55	75
PTo 150/220…240 3DIM	4008321956385	147	0.71 1)	4.5 kVp	DALI / StepDIM / AstroDIM	60…100 %	-25…+55	85
PTo 250/220…240 3DIM	4008321863669	250	1.17 1)	4.5 kVp	DALI / StepDIM / AstroDIM	60…100 %	-25…+55	85

Product name	l max.	l [mm]	b [mm]	h [mm]	l1 [mm]		No.
PTo 35/220…240	1.5	133	77	48	123	20	1
PTo 50/220…240 3DIM	1.5	133	77	48	123	20	1
PTo 70/220…240 3DIM	1.5	133	77	48	123	20	1
PTo 100/220…240 3DIM	1.5	158	94	43	148	10	1
PTo 150/220…240 3DIM	1.5	158	94	43	148	10	1
PTo 250/220…240 3DIM	1.5	170	90	60	160	10	1

1) At 230 V_{AC}

Product features
- 3DIM functionality (StepDIM/AstroDIM/DALI)
- Energy Efficiency Index EEI: A2
- Lightning protection: up to 10 kV
- Line voltage: 198…264 V
- Line frequency: 50…60 Hz
- Line harmonics according to EN 61000-3-2
- Immunity according to EN 61547
- RI suppression according to EN 55015 (A1:2007) up to 300 MHz
- Safety according to EN 61347-2-12
- Luminous flux factor 1 compared with CCG operation
- Not suitable for DC operation

Areas of application
- Suitable for luminaires of protection classes I and II
- Suitable for outdoor applications in luminaires with IP > 54

Product benefits
- Energy savings of up to 30 % (compared to CCG operation) thanks to 3DIM (except PTo 35)
- High surge protection: up to 3 kV (L-N) / 4 kV (L/N-PE)
- Automatic safety shutdown of lamps in the event of a defect or at end of life (EoL)
- Excellent thermal behavior for very high limit temperatures T_c and T_a

POWERTRONIC® INTELLIGENT PTi S – ECG for HID lamps, for installation in luminaires

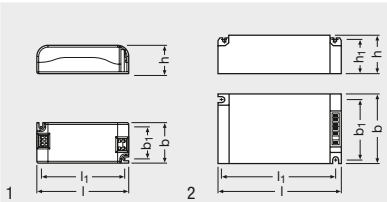



Product name	GTIN (EAN)	W	A	kV START	kHz ECG	T_a	T_c	max.
PTi 20/220…240 S	4008321353290	20	0.11 [1]	3.0 kVp	0.100…0.120	-25…+60	80	0.5
PTi 35/220…240 S	4008321073112	39	0.19 [1]	4.5 kVp	0.200…0.240	-25…+65	85	1.5
PTi 35/220…240 S MINI	4008321955906	39	0.19 [1]	3.0 kVp	0.100…0.120	-25…+50	80	0.5
PTi 50/220…240 S	4008321955852	50	0.24 [1]	4.5 kVp	0.200…0.240	-25…+60	85	1.5
PTi 70/220…240 S	4008321049629	73	0.36 [1]	4.5 kVp	0.200…0.240	-25…+55	85	1.5
PTi 100/220…240 S	4008321926630	100	0.49 [1]	4.5 kVp	0.165	-25…+55	80	1.5
PTi 150/220…240 S	4008321188090	147	0.72 [1]	4.5 kVp	0.165	-25…+55	85	1.5

Product name	l [mm]	b [mm]	h [mm]	l1 [mm]	b1 [mm]		No.
PTi 20/220…240 S	97	43	30	88	34	20	1
PTi 35/220…240 S	110	75	30	99	64	20	2
PTi 35/220…240 S MINI	97	43	30	88	34	20	1
PTi 50/220…240 S	110	75	30	99	64	20	2
PTi 70/220…240 S	110	75	30	99	64	20	2
PTi 100/220…240 S	150	85	31	139	74	20	2
PTi 150/220…240 S	150	85	31	139	74	20	2

1) At 230 V_{AC}

Product features

- Energy Efficiency Index EEI: A2
- Supply voltage: 220…240 V
- Line frequency: 50…60 Hz
- RI suppression according to EN 55015/CISPR 15
- Safety according to EN 61347-2-12
- Line harmonics according to EN 61000-3-2
- Immunity according to EN 61547

Product benefits

- Long reliable life at maximum permitted temperatures
- Compact dimensions and low weight for small luminaire designs
- Excellent thermal behavior for very high limit temperatures T_c and T_a
- Automatic safety shutdown of lamps in the event of a defect or at end of life (EoL)

Areas of application

- Shop lighting
- Health and fitness areas (in dry, corrosion-protected place)
- Effect and accent lighting

POWERTRONIC® INTELLIGENT PTi I – ECG for HID lamps, with cable clamp

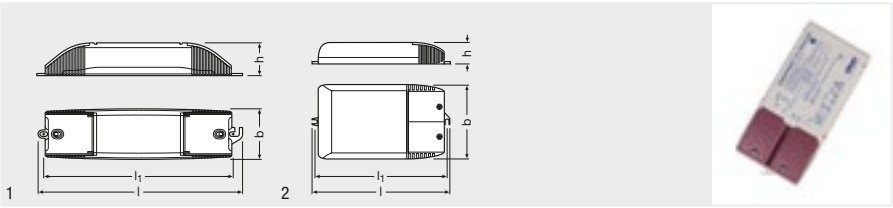

Product name	GTIN (EAN)	W	A	kV START	kHz ECG	T_a	T_c
PTi 20/220…240 I	4008321404763	20	0.11 [1]	3.0 kVp	0.100…0.120	-25…+60	75
PTi 35/220…240 I	4008321099488	39	0.19 [1]	4.5 kVp	0.200…0.240	-25…+65	80
PTi 50/220…240 I	4008321955869	50	0.24 [1]	4.5 kVp	0.200…0.240	-25…+55	80
PTi 70/220…240 I	4008321099501	73	0.36 [1]	4.5 kVp	0.200…0.240	-25…+50	80
PTi 100/220…240 I	4008321926654	100	0.49 [1]	4.5 kVp	0.165	-25…+55	70
PTi 150/220…240 I	4008321915535	147	0.72 [1]	4.5 kVp	0.165	-25…+50	75

Product name	max. l	l [mm]	b [mm]	h [mm]	l1 [mm]		No.
PTi 20/220…240 I	1.5	204	50	32	187	20	1
PTi 35/220…240 I	1.5	171	83	32	163	20	2
PTi 50/220…240 I	1.5	171	83	32	163	20	2
PTi 70/220…240 I	1.5	171	83	32	163	20	2
PTi 100/220…240 I	1.5	212	93	33	203	20	2
PTi 150/220…240 I	1.5	212	93	33	203	20	2

1) At 230 V_{AC}

Product features
- Energy Efficiency Index EEI: A2
- Supply voltage: 220…240 V
- Line frequency: 50…60 Hz
- RI suppression according to EN 55015/CISPR 15
- Safety according to EN 61347-2-12
- Line harmonics according to EN 61000-3-2
- Immunity according to EN 61547

Product benefits
- Extended terminal section enables mains looping
- Screw-down cable clamps for reliable strain relief
- Long reliable life at maximum permitted temperatures
- Automatic safety shutdown of lamps in the event of a defect or at end of life (EoL)

Areas of application
- Shop lighting
- Health and fitness areas (in dry, corrosion-protected place)
- Effect and accent lighting

POWERTRONIC® PT-FIT S –
ECG for HID lamps, for installation in luminaires

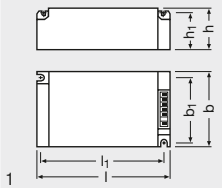

1



Product name	GTIN (EAN)	W	A	kV START	kHz ECG	T_a	T_c	max.
PT-FIT 35/220…240 S	4008321386625	39	0.19 [1]	4.5 kVp	0.200…0.240	-15…+65	85	1.5
PT-FIT 50/220…240 S	4008321648693	50	0.24 [1]	4.5 kVp	0.200…0.240	-15…+60	85	1.5
PT-FIT 70/220…240 S	4008321386649	73	0.36 [1]	4.5 kVp	0.200…0.240	-15…+55	85	1.5

Product name	l [mm]	b [mm]	h [mm]	l1 [mm]	b1 [mm]		No.
PT-FIT 35/220…240 S	110	75	30	99	64	20	1
PT-FIT 50/220…240 S	110	75	30	99	64	20	1
PT-FIT 70/220…240 S	110	75	30	99	64	20	1

1) At 230 V_{AC}

Product features
- Energy Efficiency Index EEI: A2
- Supply voltage: 220…240 V
- Line frequency: 50…60 Hz
- RI suppression according to EN 55015/CISPR 15
- Safety according to EN 61347-2-12
- Line harmonics according to EN 61000-3-2
- Immunity according to EN 61547

Product benefits
- Optimized cost/benefit factor
- Compact dimensions and low weight for small luminaire designs
- Automatic safety shutdown of lamps in the event of a defect or at end of life (EoL)

Areas of application
- Shop lighting
- Health and fitness areas (in dry, corrosion-protected place)
- Effect and accent lighting

POWERTRONIC® PT-FIT I –
ECG for HID lamps, with cable clamp

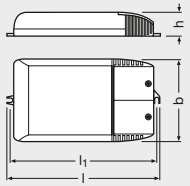

1



Product name	GTIN (EAN)	W	A	kV START	kHz ECG	T_a	T_c
PT-FIT 35/220…240 I	4008321377661	39	0.19 [1]	4.5 kVp	0.200…0.240	-15…+60	75
PT-FIT 50/220…240 I	4008321648679	50	0.24 [1]	4.5 kVp	0.200…0.240	-15…+50	75
PT-FIT 70/220…240 I	4008321377685	73	0.36 [1]	4.5 kVp	0.200…0.240	-15…+45	75

Product name	max.	l [mm]	b [mm]	h [mm]	l1 [mm]		No.
PT-FIT 35/220…240 I	1.5	172	83	33	163	20	1
PT-FIT 50/220…240 I	1.5	172	83	33	163	20	1
PT-FIT 70/220…240 I	1.5	172	83	33	163	20	1

1) At 230 V_{AC}

Product features
- Energy Efficiency Index EEI: A2
- Supply voltage: 220…240 V
- Line frequency: 50…60 Hz
- RI suppression according to EN 55015/CISPR 15
- Safety according to EN 61347-2-12
- Line harmonics according to EN 61000-3-2
- Immunity according to EN 61547

Product benefits
- ECG with ergonomic strain relief for correct installation in suspended ceilings
- Optimized cost/benefit factor
- Automatic safety shutdown of lamps in the event of a defect or at end of life (EoL)

Areas of application
- Shop lighting
- Health and fitness areas (in dry, corrosion-protected place)
- Effect and accent lighting

POWERTRONIC® GREENHOUSE PTg – ECG for horticultural lighting

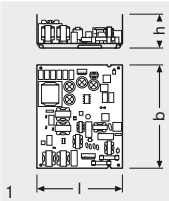

1



Product name	GTIN (EAN)	W	A	kV START	kHz ECG	T_a	T_c
PTg 1000/400	4052899070912	1000	2.60 [1]	3.2 kVp	130	+5…+35	70

Product name	max.	l [mm]	b [mm]	h [mm]		No.
PTg 1000/400	0.8	152	181	58	216	1

1) At 400 V_{AC}

Product features

- Supply voltage: 400 V
- Line frequency: 50…60 Hz
- RI suppression according to EN 55015 (A1:2007) up to 300 MHz
- Safety according to EN 61347-2-12
- Line harmonics according to EN 61000-3-2
- Immunity according to EN 61547
- Not suitable for DC operation
- Instant hot restart not possible
- Board version for compact and/or thermal-sensitive luminaires

Product benefits

- Automatic safety shutdown of lamps in the event of a defect or at end of life (EoL)
- Long reliable life at maximum permitted temperatures
- VDE/VDE EMC certified system
- Very low power consumption thanks to high efficiency

Areas of application

- Greenhouse lighting

EBN-OS –
Inrush current limiter for POWERTRONIC® ECG



Product name	GTIN (EAN)	W SYSTEM	T_a	l [mm]	b [mm]	h [mm]	
EBN-OS	4006584548019	0.6	-10…+40	58	18	88	100

Product features
- Retrofit for DIN rail according to DIN EN 50022
- Operating frequency: 50…60 Hz
- Maximum continuous load: 16 A
- Limitation time: 70 ms
- Number of switching cycles: 10,000

Product benefits
- Increases maximum number of ECGs per automatic cutout by factor 2.5
- Flexible use depending on the size of the installation
- Simple installation

Areas of application
- Suitable for use in combination with all POWERTRONIC® control gears and selected OPTOTRONIC® LED drivers

HALOTRONIC®

HALOTRONIC® electronic transformers and dimmers for optimum operation of low-voltage halogen lamps

HALOTRONIC® is primarily intended for:
– Recessed ceiling luminaires with strain relief
– Display spots
– Domestic luminaires (integrated and surface-mounted furniture luminaires)

Versions

HTi DALI 105 DIM can be integrated into DALI lighting systems and are also dimmable via push-button with Touch DIM®. Daylight/motion-dependent operation is possible with the DALIeco or DALI PROFESSIONAL system. Suitable for use in emergency power installations.

For more information on DALI, see page 5.58ff; for usable components, see section 5.

HALOTRONIC® LONG (HTL) is available in 105 W and 225 W versions for convenient separate mounting:
– 2 terminal pairs on the primary side for looping from unit to unit
– 3 large terminal pairs on the secondary side for connecting up to 3 luminaires in parallel

Featuring long lifespans with simultaneously high thermal load capacity, suitable for use in emergency power installations.

HALOTRONIC® MOUSE® HTM is available in three wattages as a compact standard unit with strain relief for shallow suspended ceilings. The electronic transformer from OSRAM – successfully used in millions of applications.

HALOTRONIC® NANO (HTN) in conjunction with miniaturized low-voltage halogen lamps is ideal for particularly tight spaces. Excellent thermal behavior despite the extremely small size.

ET-PARROT® is a cost-effective alternative to conventional transformers in the 70–105 W range.

Prescribed dimmer for HALOTRONIC®

HTL 105/230-240	LC
HTL 225/230-240	LC
HTM 70/230-240	LC
HTM 105/230-240	LC
HTM 150/230-240	LC
HTN 75/230-240 I	C
ET-PARROT® 70/220-240 I	LC
ET-PARROT® 105/220-240 I	LC

C with trailing-edge phase dimmer
LC with trailing-edge phase dimmer or leading-edge phase dimmer for inductive loads

Dimmers for ohmic loads are not suitable.

HTi DALI 315 DIM as a trailing-edge phase dimmer enables all listed electronic transformers to be integrated into a DALI system and can alternatively be operated by push-button. Daylight/motion-dependent operation is possible with the DALIeco or DALI PROFESSIONAL system. Also suitable for high-voltage lamps and high-voltage LED lamps.

Application

– Accent lighting
– Decorative lighting
– Foyers/reception areas
– Hallways/corridors
– Stores and exhibition spaces
– Single offices and conference rooms
– Domestic areas

Comfort

– Weighing around 80 % less and taking up 40 % less space than standard transformers, it gives much greater scope for planning halogen-based lighting systems
– All devices have secure strain relief and fixing options
– Dimmable
– Electronically reversible cutout protects against short-circuits, overloads and overtemperature

Economy

– Protective lamp operation throughout the entire partial-load range for long lamp life
– No additional fusing measures required for ready-to-connect device
– Approx. 60 % lower power loss compared to standard transformers
– Energy efficiency ≥ 91 % in compliance with ErP directive 2012/1194/EC

Safety

– All transformers are VDE/IMQ-tested
– Suitable for mounting on wooden surfaces
– All transformers have ▽▽
– Suitable without additional measures for luminaires with protection classes II and III and for luminaires with ▽ and ▽▽ or ▽ and ▽▽designation
– Complies with international, European and German standards for safety and EMC

Guarantee

OSRAM provides customers with unique guarantees (for guarantee details, see page 13.03)*:
– 5-year guarantee for OSRAM HALOTRONIC® PROFESSIONAL electronic transformers
– 5-year guarantee for OSRAM HALOTRONIC® DIMMER in connection with HALOTRONIC® transformers
– 3-year guarantee for OSRAM HALOTRONIC® PARROT electronic transformers



* For conditions and details go to www.osram.com/system-guarantee

HALOTRONIC® HTi –
Dimmable electronic transformers for low-voltage halogen lamps

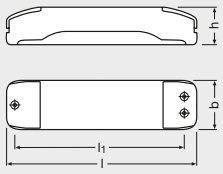

1



Product name	GTIN (EAN)	W	A	V min.-max.	λ	kHz ECG	V_{OUT}
HTi DALI 105/230…240 DIM	4008321420633	35…105	0.45	176…275	0.95 [1]	40 [2]	11.6 V / 11.4 [3]

Product name	V	T_a	l [mm]	b [mm]	h [mm]		No.
HTi DALI 105/230…240 DIM	230…240	-20…+50	170	44	34	10	1

1) Minimum
2) Approximately
3) 105 W / 35 W

Product features
- DALI transformer for low-voltage halogen lamps
- Electrical isolation between the primary side and the secondary side
- Short-circuit protection, overload protection, overtemperature protection: electronically reversible
- Switching between electronic transformer and lamp not permitted
- Energy efficiency: ≥ 91 % (according to ErP regulation 2012/1194/EC)
- Device fits also for special applications where dimming below 1 % is required

Product benefits
- Very low power consumption thanks to high efficiency
- Through-wiring possible on the primary side
- Large temperature range
- Protective operation throughout the entire partial-load range for long lamp life

Areas of application
- Effect and accent lighting
- Living rooms
- Object lighting
- Conference rooms
- Restaurants
- Recessed and surface-mounted ceiling luminaires
- Shop lighting
- Event rooms
- Suitable for indoor installations

HALOTRONIC® PROFESSIONAL HTL –
Electronic transformers for low-voltage halogen lamps

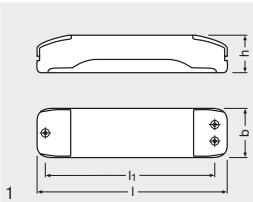

1



Product name	GTIN (EAN)	W	A	V	λ	kHz ECG	V_{OUT}
HTL 105/230…240	4008321927019	35…105	0.44 [1]	230…240	0.95 [2]	40 [3]	11.6 V / 11.3 [4]
HTL 225/230…240	4008321927026	50…225	0.90 [1]	230…240	0.95 [2]	50 [3]	11.6 V / 11.7 [5]

Product name	T_a	l [mm]	b [mm]	h [mm]	l_1 [mm]		No.
HTL 105/230…240	-20…+50	170	44	34	140	10	1
HTL 225/230…240	-20…+50	170	44	34	140	10	1

1) Effectively
2) Minimum
3) Approximately
4) 105 W / 35 W
5) 225 W / 50 W

Product features
- Line frequency: 50…60 Hz
- RI suppression according to EN 55015 (A1:2007)/CISPR 15
- Line harmonics according to EN 61000-3-2
- Immunity according to EN 61547
- Safety according to EN 61347
- Short-circuit protection, overload protection, overtemperature protection: electronically reversible
- Electrical isolation between the primary side and the secondary side
- Switching between electronic transformer and lamp not permitted
- Energy efficiency: ≥ 91 % (according to ErP regulation 2012/1194/EC)

Product benefits
- Dimmable on the leading edge and trailing edge
- Very low power loss thanks to high efficacy
- Through-wiring possible on the primary side
- Large temperature range
- Protective operation throughout the entire partial-load range for long lamp life
- High efficiency and reliability

Areas of application
- Effect and accent lighting
- Living rooms
- Object lighting
- Conference rooms
- Restaurants
- Recessed and surface-mounted furniture luminaires
- Shop lighting
- Event rooms

HALOTRONIC® COMPACT – HTM, HTN –
Electronic transformers for low-voltage halogen lamps

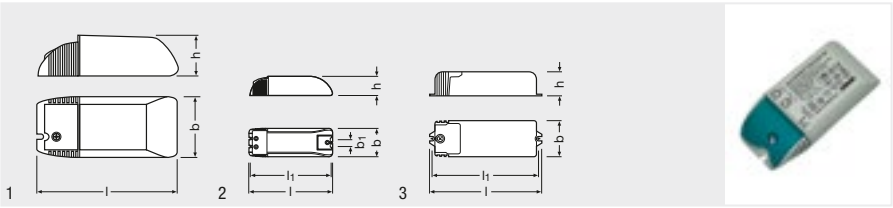

Product name	GTIN (EAN)	W	A	V	λ	kHz ECG	V_{OUT}	CONTROL
HTM 70/230…240	4050300442310	20…70	0.27 [1]	230…240	0.99	52 [3]	11.2 V / 11.2 [4]	Trailing- or leading-edge phase control for inductive load dimmers
HTM 105/230…240	4050300442334	35…105	0.41 [1]	230…240	0.99	43 [3]	11.3 V / 11.4 [5]	Trailing- or leading-edge phase control for inductive load dimmers
HTM 150/230…240	4050300581415	50…150	0.57 [1]	230…240	0.99	40 [3]	11.4 V / 11.5 [6]	Trailing- or leading-edge phase control for inductive load dimmers
HTN 75/230…240 I	4008321073037	20…75	0.32 [1]	230…240	0.95 [2]	50 [3]	11.5 V / 11.7 [7]	Trailing-edge phase control

Product name	T_a	l [mm]	b [mm]	h [mm]	b1 [mm]		No.
HTM 70/230…240	0…+50	108	52	33	-	20	1
HTM 105/230…240	0…+45	108	52	33	-	20	1
HTM 150/230…240	0…+45	153	54	36	15	10	2
HTN 75/230…240 I	0…+50	104	33	22	-	20	3

1) Effectively
2) Minimum
3) Approximately
4) 70 W / 20 W
5) 105 W / 35 W
6) 150 W / 50 W
7) 75 W / 20 W

Product features
- Line frequency: 50…60 Hz
- RI suppression according to EN 55015 (A1:2007)/CISPR 15
- Line harmonics according to EN 61000-3-2
- Immunity according to EN 61547
- Safety according to EN 61347
- Short-circuit protection, overload protection, overtemperature protection: electronically reversible
- Electrical isolation between the primary side and the secondary side
- Switching between electronic transformer and lamp not permitted
- Energy efficiency: ≥ 91 % (according to ErP regulation 2012/1194/EC)

Product benefits
- Dimmable on the leading edge (without HTN) and trailing edge
- Very low power loss thanks to high efficacy
- Strain relief suitable for different cable types (HTM)
- Suitable for space-critical installation thanks to compact functional design
- Extremely compact transformer for highly space-critical installation conditions (HTN)
- Protective operation throughout the entire partial-load range for long lamp life

Areas of application
- Effect and accent lighting
- Living rooms
- Object lighting
- Conference rooms
- Restaurants
- Recessed and surface-mounted furniture luminaires
- Shop lighting
- Event rooms

ET-PARROT® –
Electronic transformers for low-voltage halogen lamps

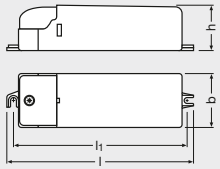

1



Product name	GTIN (EAN)	W	A	V	λ	kHz ECG	V_{OUT}	CONTROL
ET-PARROT 70/220…240 I	4008321111593	20…70	0.30 [1]	220…240	0.95 [2]	50 [3]	11.9 V / 12 [4]	Trailing- or leading-edge phase control for inductive load dimmers
ET-PARROT 105/220…240 I	4008321111579	35…105	0.45 [1]	220…240	0.95 [2]	40 [3]	11.9 V / 12 [5]	Trailing- or leading-edge phase control for inductive load dimmers

Product name	T_a	l [mm]	b [mm]	h [mm]	l_1 [mm]		No.
ET-PARROT 70/220…240 I	0…+45	128	38	31	119	50	1
ET-PARROT 105/220…240 I	0…+40	128	38	31	119	50	1

1) Effectively
2) Minimum
3) Approximately
4) 70 W / 20 W
5) 105 W / 35 W

Product features
- Line frequency: 50…60 Hz
- RI suppression according to EN 55015 (A1:2007)/CISPR 15
- Line harmonics according to EN 61000-3-2
- Immunity according to EN 61547
- Energy efficiency: ≥ 91 % (according to ErP regulation 2012/1194/EC)
- Safety according to EN 61347
- Short-circuit protection, overload protection, overtemperature protection: electronically reversible
- Electrical isolation between the primary side and the secondary side
- Switching between electronic transformer and lamp not permitted

Product benefits
- Dimmable on the leading edge and trailing edge
- Very low power loss thanks to high efficacy
- Protective operation throughout the entire partial-load range for long lamp life

Areas of application
- Effect and accent lighting
- Living rooms
- Object lighting
- Conference rooms
- Restaurants
- Recessed and surface-mounted furniture luminaires
- Shop lighting
- Event rooms

HALOTRONIC® – Dimmer modules

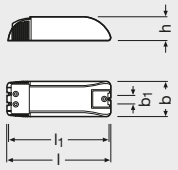

1



Product name	GTIN (EAN)	W	V	CONTROL	T_a	l [mm]
HTi DALI 315 DIM	4008321957344	20…315 [1]	220…240	DALI / Touch DIM	0…+45	153

Product name	b [mm]	h [mm]	Hz	W		No.
HTi DALI 315 DIM	54	36	50	0.1…100 % [2]	25	1

1) 3…200 VA LED lamp power
2) Depends on the lamp type (please see www.osram.com/dim)

Product features

- DALI trailing-edge phase dimmer
- Dimming of high-voltage halogen and incandescent lamps
- Dimming of many common dimmable line-voltage LED lamps
- Dimming of electronic transformers
- Standby power consumption: < 0.5 W
- DALI/Touch DIM® control signal
- Short-circuit protection, overload protection, overtemperature protection: electronically reversible
- RI suppression according to EN 55015 (A1:2007)
- Line harmonics according to EN 61000-3-2
- Safety according to EN 61347
- Immunity according to EN 61547
- Device fits also for special applications where dimming below 1 % is required

Equipment / Accessories

- Suitable for all OSRAM HALOTRONIC® and ET-PARROT® ECGs
- Suitable for all dimmable OSRAM line-voltage LED lamps

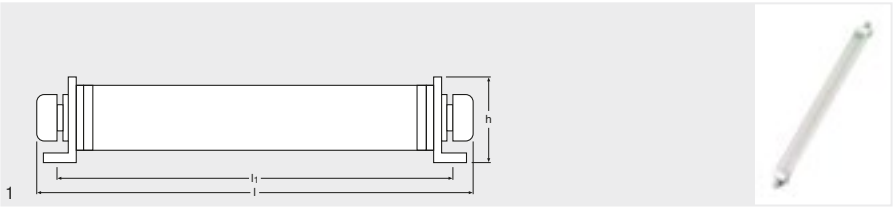

Product name	GTIN (EAN)	T_a	l [mm]	b [mm]
OUT KIT 21 S	4008321159571	-25…+50	455	38

Product name	h [mm]	g		No.
OUT KIT 21 S	28	120	20	1

“Protection housings for electronic control gears for applications with higher humidity”
Today, electronic control gears for fluorescent lamps play a very important role in indoor lighting. In order to make full use of the benefits of ECG operation (energy savings and low maintenance costs) in outdoor applications, the high-quality ECGs have to be protected against moisture. Therefore, a special housing is required.

Product features
— Type of protection: IP67

Product benefits
— Self-heating: only 5 °C higher than an open ECG

Areas of application
— Outdoor applications in which higher protection against moisture is needed for ECGs
— Suitable as additional measure if luminaire does not offer IP67 protection
— Suitable for outdoor installations

ECG mountings – cable clamps

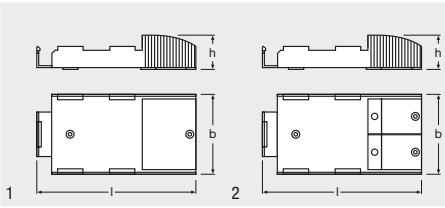



Product name	GTIN (EAN)	l [mm]	b [mm]
CABLE CLAMP K2	4008321190727	147	71
CABLE CLAMP QT-K3	4008321190741	168	84

Product name	h [mm]		No.
CABLE CLAMP K2	33	10	1
CABLE CLAMP QT-K3	37	10	2

Product features
— Suitable for various cable types with outer diameter of min. 7 mm to max. 11 mm

Product benefits
— Separate installations thanks to optional cable clamp for K2 and K3 casings

Areas of application
— Suitable for indoor installations

Summary of lamp/ECG combinations

HE 14 W

Lamp	Ip	ECG type	EAN	LxWxH	System wattage in W	Lamp luminous flux
HE 14 W	1	QTi DALI 1x14/24 DIM	4050300870380	360x30x21	15.4	1x1200
HE 14 W	2	QTi DALI 2x14/24 DIM	4050300870861	423x30x21	30.6	2x1200
HE 14 W	3	QTi DALI 3x14/24 DIM	4008321069955	360x40x21	45.3	3x1200
HE 14 W	4	QTi DALI 4x14/24 DIM	4008321070036	360x40x21	60.4	4x1200
HE 14 W	1	QTi 1x14/24 DIM	4050300870922	360x30x21	15.4	1x1200
HE 14 W	2	QTi 2x14/24 DIM	4050300870946	423x30x21	30.6	2x1200
HE 14 W	3	QTi 3x14/24 DIM	4008321069719	360x40x21	45.3	3x1200
HE 14 W	4	QTi 4x14/24 DIM	4008321069993	360x40x21	60.4	4x1200
HE 14 W	1	QTi 1x14/24/21/39 GII	4008321383334	360x30x21	16	1x1200
HE 14 W	1	QTi 1x28/54/35/49 GII	4008321383358	360x30x21	16	1x1275
HE 14 W	1	QTi 1x35/49/80 GII	4008321383372	360x30x21	16	1x1275
HE 14 W	2	QTi 2x14/24/21/39 GII	4008321383396	360x30x21	31	2x1200
HE 14 W	2	QTi 2x28/54/35/49 GII	4008321383419	360x30x21	32	2x1275
HE 14 W	2	QTi 2x35/49/80 GII	4008321658951	424x30x21	34	2x1250
HE 14 W	1	QTP5 1x14-35	4008321329035	280x30x21	16	1x1200
HE 14 W	2	QTP5 2x14-35	4008321329073	360x30x21	30	2x1200
HE 14 W	3	QTP5 3x14, (4x14)	4008321484598	280x40x21	48	3x1200
HE 14 W	4	QTP5 (3x14), 4x14	4008321484598	280x40x21	63	4x1200
HE 14 W	1	QT-FIT 5 1x14-35	4008321971234	280x30x21	16	1x1200
HE 14 W	2	QT-FIT 5 2x14-35	4008321971258	280x30x21	32	2x1200
HE 14 W	4	QT-FIT 5 3x14, 4x14	4052899927049	280x40x21	63	4x1200
HE 14 W	1	QTz5 1x14	4052899019225	275x20x21	15	1x1150
HE 14 W	2	QTz5 2x14	4052899019164	275x33x21	32	2x1200
HE 14 W	3	QTz5 3x14	4052899019447	275x33x21	49	3x1200
HE 14 W	1	QT-ECO 1x4-16/220-240 S	4050300638584	80x40x22	15	1x1150
HE 14 W	1	QT-ECO 1x4-16/220-240 L	4050300660370	150x22x22	15	1x1150

HE 14 W SLS

Lamp	Ip	ECG type	EAN	LxWxH	System wattage in W	Lamp luminous flux
HE 14 W SLS	1	QTi DALI 1x14/24 DIM	4050300870380	360x30x21	15.4	1x1200
HE 14 W SLS	2	QTi DALI 2x14/24 DIM	4050300870861	423x30x21	30.6	2x1200
HE 14 W SLS	1	QTi 1x14/24 DIM	4050300870922	360x30x21	15.4	1x1200
HE 14 W SLS	2	QTi 2x14/24 DIM	4050300870946	423x30x21	30.6	2x1200
HE 14 W SLS	1	QTi 1x14/24/21/39 GII	4008321383334	360x30x21	16	1x1200
HE 14 W SLS	2	QTi 2x14/24/21/39 GII	4008321383396	360x30x21	31	2x1200

Summary of lamp/ECG combinations

HE 21 W

Lamp	Ip	ECG type	EAN	LxWxH	System wattage in W	Lamp luminous flux
HE 21 W	1	QTi DALI 1x21/39 DIM	4050300870366	360x30x21	23.1	1x1900
HE 21 W	2	QTi DALI 2x21/39 DIM	4050300870489	423x30x21	45	2x1900
HE 21 W	1	QTi 1x21/39 DIM	4050300870564	360x30x21	23.1	1x1900
HE 21 W	2	QTi 2x21/39 DIM	4050300870694	423x30x21	45	2x1900
HE 21 W	1	QTi 1x14/24/21/39 GII	4008321383334	360x30x21	24	1x1900
HE 21 W	1	QTi 1x28/54/35/49 GII	4008321383358	360x30x21	24	1x1900
HE 21 W	1	QTi 1x35/49/80 GII	4008321383372	360x30x21	25	1x1900
HE 21 W	2	QTi 2x14/24/21/39 GII	4008321383396	360x30x21	45	2x1900
HE 21 W	2	QTi 2x28/54/35/49 GII	4008321383419	360x30x21	45	2x1900
HE 21 W	2	QTi 2x35/49/80 GII	4008321658951	424x30x21	49	2x2000
HE 21 W	1	QTP5 1x14-35	4008321329035	280x30x21	24	1x1900
HE 21 W	2	QTP5 2x14-35	4008321329073	360x30x21	45	2x1900
HE 21 W	1	QT-FIT 5 1x14-35	4052899927025	280x30x21	23	1x1900
HE 21 W	2	QT-FIT 5 2x14-35	4008321971258	280x30x21	46	2x1900
HE 21 W	1	QTz5 1x21	4052899019126	275x20x21	23	1x1800
HE 21 W	1	QT-ECO 1x18-21/220-240 S	4050300794907	80x40x22	23	1x1800

HE 21 W SLS

Lamp	Ip	ECG type	EAN	LxWxH	System wattage in W	Lamp luminous flux
HE 21 W SLS	1	QTi DALI 1x21/39 DIM	4050300870366	360x30x21	23.1	1x1900
HE 21 W SLS	2	QTi DALI 2x21/39 DIM	4050300870489	423x30x21	45	2x1900
HE 21 W SLS	1	QTi 1x21/39 DIM	4050300870564	360x30x21	23.1	1x1900
HE 21 W SLS	2	QTi 2x21/39 DIM	4050300870694	423x30x21	45	2x1900
HE 21 W SLS	1	QTi 1x14/24/21/39 GII	4008321383334	360x30x21	24	1x1900
HE 21 W SLS	2	QTi 2x14/24/21/39 GII	4008321383396	360x30x21	45	2x1900

HE 28 W

Lamp	Ip	ECG type	EAN	LxWxH	System wattage in W	Lamp luminous flux
HE 28 W	1	QTi DALI 1x28/54 DIM	4050300870809	360x30x21	30.1	1x2600
HE 28 W	2	QTi DALI 2x28/54 DIM	4050300870502	423x30x21	60.2	2x2600
HE 28 W	1	QTi 1x28/54 DIM	4050300870588	360x30x21	30.1	1x2600
HE 28 W	2	QTi 2x28/54 DIM	4050300870717	423x30x21	60.2	2x2600
HE 28 W	1	QT 1x28 DIM	4008321640390	360x30x21	30.8	1x2600
HE 28 W	2	QT 2x28 DIM	4008321640499	423x30x21	59.8	2x2600
HE 28 W	1	QTi 1x14/24/21/39 GII	4008321383334	360x30x21	33	1x2700
HE 28 W	1	QTi 1x28/54/35/49 GII	4008321383358	360x30x21	32	1x2600
HE 28 W	1	QTi 1x35/49/80 GII	4008321383372	360x30x21	33	1x2700
HE 28 W	2	QTi 2x14/24/21/39 GII	4008321383396	360x30x21	63	2x2650
HE 28 W	2	QTi 2x28/54/35/49 GII	4008321383419	360x30x21	61	2x2600
HE 28 W	2	QTi 2x35/49/80 GII	4008321658951	424x30x21	63	2x2650
HE 28 W	1	QTP5 1x14-35	4008321329035	280x30x21	31	1x2600
HE 28 W	2	QTP5 2x14-35	4008321329073	360x30x21	60	2x2600
HE 28 W	1	QT-FIT 5 1x14-35	4008321971234	280x30x21	31	1x2600
HE 28 W	2	QT-FIT 5 2x14-35	4052899927032	280x30x21	63	2x2600
HE 28 W	1	QTz5 1x28	4052899019263	275x20x21	31	1x2600
HE 28 W	2	QTz5 2x28	4052899019188	275x33x21	63	2x2600

Summary of lamp/ECG combinations

HE 28 W SLS

Lamp	Ip	ECG type	EAN	LxWxH	System wattage in W	Lamp luminous flux
HE 28 W SLS	1	QTi DALI 1x28/54 DIM	4050300870809	360x30x21	30.1	1x2600
HE 28 W SLS	2	QTi DALI 2x28/54 DIM	4050300870502	423x30x21	60.2	2x2600
HE 28 W SLS	1	QT 1x28 DIM	4008321640390	360x30x21	30.8	1x2600
HE 28 W SLS	2	QT 2x28 DIM	4008321640499	423x30x21	59.8	2x2600
HE 28 W SLS	1	QTi 1x28/54 DIM	4050300870588	360x30x21	30.1	1x2600
HE 28 W SLS	1	QTi 1x28/54/35/49 GII	4008321383358	360x30x21	32	1x2600
HE 28 W SLS	2	QTi 2x28/54/35/49 GII	4008321383419	360x30x21	61	2x2600

HE 35 W

Lamp	Ip	ECG type	EAN	LxWxH	System wattage in W	Lamp luminous flux
HE 35 W	1	QTi DALI 1x35/49/80 DIM	4050300870342	360x30x21	37.8	1x3300
HE 35 W	2	QTi DALI 2x35/49 DIM	4050300870465	423x30x21	74.5	2x3300
HE 35 W	2	QTi DALI 2x35/49/80 DIM	4050300870441	423x30x21	74	2x3300
HE 35 W	1	QTi 1x35/49/80 DIM	4050300870540	360x30x21	37.8	1x3300
HE 35 W	2	QTi 2x35/49 DIM	4050300870670	423x30x21	74.5	2x3300
HE 35 W	2	QTi 2x35/49/80 DIM	4050300870984	423x30x21	74	2x3300
HE 35 W	1	QT 1x35 DIM	4008321640376	360x30x21	38.6	1x3300
HE 35 W	2	QT 2x35 DIM	4008321640475	423x30x21	77.3	2x3150
HE 35 W	1	QTi 1x14/24/21/39 GII	4008321383334	360x30x21	39	1x3300
HE 35 W	1	QTi 1x28/54/35/49 GII	4008321383358	360x30x21	38	1x3300
HE 35 W	1	QTi 1x35/49/80 GII	4008321383372	360x30x21	38	1x3300
HE 35 W	2	QTi 2x14/24/21/39 GII	4008321383396	360x30x21	76	2x3300
HE 35 W	2	QTi 2x28/54/35/49 GII	4008321383419	360x30x21	76	2x3300
HE 35 W	2	QTi 2x35/49/80 GII	4008321658951	424x30x21	77	2x3400
HE 35 W	1	QTP5 1x14-35	4008321329035	280x30x21	38	1x3300
HE 35 W	2	QTP5 2x14-35	4008321329073	360x30x21	75	2x3300
HE 35 W	1	QT-FIT 5 1x14-35	4052899927025	280x30x21	38	1x3320
HE 35 W	2	QT-FIT 5 2x14-35	4008321971258	280x30x21	78	2x3300

HE 13 W ES

Lamp	Ip	ECG type	EAN	LxWxH	System wattage in W	Lamp luminous flux
HE 13 W ES	1	QTi 1x14/24/21/39 GII	4008321383334	360x30x21	15	1x1150
HE 13 W ES	1	QTi 1x28/54/35/49 GII	4008321383358	360x30x21	15	1x1150
HE 13 W ES	1	QTi 1x35/49/80 GII	4008321383372	360x30x21	15	1x1150
HE 13 W ES	2	QTi 2x14/24/21/39 GII	4008321383396	360x30x21	29	2x1150
HE 13 W ES	2	QTi 2x28/54/35/49 GII	4008321383419	360x30x21	29	2x1150
HE 13 W ES	2	QTi 2x35/49/80 GII	4008321658951	424x30x21	30	2x1150
HE 13 W ES	1	QTP5 1x14-35	4008321329035	280x30x21	15	1x1150
HE 13 W ES	2	QTP5 2x14-35	4008321329073	360x30x21	28	2x1350
HE 13 W ES	1	QT-FIT 5 1x14-35	4008321971234	280x30x21	15	1x1150
HE 13 W ES	2	QT-FIT 5 2x14-35	4008321971258	280x30x21	29	2x1150
HE 13 W ES	3	QT-FIT 5 3x14, 4x14	4052899927049	280x40x21	43	3x1150
HE 13 W ES	4	QT-FIT 5 3x14, 4x14	4052899927049	280x40x21	55	4x1150

Summary of lamp/ECG combinations

HE 19 W ES

Lamp	Ip	ECG type	EAN	LxWxH	System wattage in W	Lamp luminous flux
HE 19 W ES	1	QTi 1x14/24/21/39 GII	4008321383334	360x30x21	22	1x1800
HE 19 W ES	1	QTi 1x28/54/35/49 GII	4008321383358	360x30x21	22	1x1800
HE 19 W ES	1	QTi 1x35/49/80 GII	4008321383372	360x30x21	22	1x1800
HE 19 W ES	2	QTi 2x14/24/21/39 GII	4008321383396	360x30x21	42	2x1800
HE 19 W ES	2	QTi 2x28/54/35/49 GII	4008321383419	360x30x21	42	2x1800
HE 19 W ES	2	QTi 2x35/49/80 GII	4008321658951	424x30x21	43	2x1800
HE 19 W ES	1	QTP5 1x14-35	4008321329035	280x30x21	22	1x1800
HE 19 W ES	2	QTP5 2x14-35	4008321329073	360x30x21	42	2x1800
HE 19 W ES	1	QT-FIT 5 1x14-35	4052899927025	280x30x21	21	1x1800
HE 19 W ES	2	QT-FIT 5 2x14-35	4008321971258	280x30x21	43	2x1800

HE 25 W ES

Lamp	Ip	ECG type	EAN	LxWxH	System wattage in W	Lamp luminous flux
HE 25 W ES	1	QT 1x28 DIM	4008321640390	360x30x21	30.8	1x2500
HE 25 W ES	2	QT 2x28 DIM	4008321640499	423x30x21	59.8	2x2500
HE 25 W ES	1	QTi 1x14/24/21/39 GII	4008321383334	360x30x21	29	1x2500
HE 25 W ES	1	QTi 1x28/54/35/49 GII	4008321383358	360x30x21	29	1x2500
HE 25 W ES	2	QTi 2x14/24/21/39 GII	4008321383396	360x30x21	56	2x2500
HE 25 W ES	2	QTi 2x35/49/80 GII	4008321658951	424x30x21	57	2x2500
HE 25 W ES	1	QTP5 1x14-35	4008321329035	280x30x21	27	1x2450
HE 25 W ES	2	QTP5 2x14-35	4008321329073	360x30x21	54	2x2450
HE 25 W ES	1	QT-FIT 5 1x14-35	4008321971234	280x30x21	28	1x2450
HE 25 W ES	2	QT-FIT 5 2x14-35	4052899927032	280x30x21	56	2x2450

HE 32 W ES

Lamp	Ip	ECG type	EAN	LxWxH	System wattage in W	Lamp luminous flux
HE 32 W ES	1	QT 1x35 DIM	4008321640376	360x30x21	38.6	1x3150
HE 32 W ES	2	QT 2x35 DIM	4008321640475	423x30x21	77.3	2x3150
HE 32 W ES	1	QTi 1x14/24/21/39 GII	4008321383334	360x30x21	36	1x3150
HE 32 W ES	1	QTi 1x28/54/35/49 GII	4008321383358	360x30x21	36	1x3150
HE 32 W ES	1	QTi 1x35/49/80 GII	4008321383372	360x30x21	36	1x3150
HE 32 W ES	2	QTi 2x14/24/21/39 GII	4008321383396	360x30x21	68	2x3150
HE 32 W ES	2	QTi 2x28/54/35/49 GII	4008321383419	360x30x21	68	2x3150
HE 32 W ES	2	QTi 2x35/49/80 GII	4008321658951	424x30x21	70	2x3150
HE 32 W ES	1	QTP5 1x14-35	4008321329035	280x30x21	34	1x3100
HE 32 W ES	2	QTP5 2x14-35	4008321329073	360x30x21	68	2x3100
HE 32 W ES	1	QT-FIT 5 1x14-35	4008321971234	280x30x21	35	1x3100
HE 32 W ES	2	QT-FIT 5 2x14-35	4008321971258	280x30x21	71	2x3100

Summary of lamp/ECG combinations

HE 35 W XT

Lamp	Ip	ECG type	EAN	LxWxH	System wattage in W	Lamp luminous flux
HE 35 W XT	1	QTi DALI 1x35/49/80 DIM	4050300870342	360x30x21	37.8	1x3300
HE 35 W XT	2	QTi DALI 2x35/49 DIM	4050300870465	423x30x21	74.5	2x3300
HE 35 W XT	2	QTi DALI 2x35/49/80 DIM	4050300870441	423x30x21	74	2x3300
HE 35 W XT	1	QTi 1x35/49/80 DIM	4050300870540	360x30x21	37.8	1x3300
HE 35 W XT	2	QTi 2x35/49 DIM	4050300870670	423x30x21	74.5	2x3300
HE 35 W XT	2	QTi 2x35/49/80 DIM	4050300870984	423x30x21	74	2x3300
HE 35 W XT	1	QTi 1x14/24/21/39 GII	4008321383334	360x30x21	39	1x3300
HE 35 W XT	1	QTi 1x28/54/35/49 GII	4008321383358	360x30x21	38	1x3300
HE 35 W XT	1	QTi 1x35/49/80 GII	4008321383372	360x30x21	38	1x3300
HE 35 W XT	2	QTi 2x14/24/21/39 GII	4008321383396	360x30x21	76	2x3300
HE 35 W XT	2	QTi 2x28/54/35/49 GII	4008321383419	360x30x21	76	2x3300
HE 35 W XT	2	QTi 2x35/49/80 GII	4008321658951	424x30x21	77	2x3400
HE 35 W XT	1	QTP5 1x14-35	4008321329035	280x30x21	38	1x3300
HE 35 W XT	2	QTP5 2x14-35	4008321329073	360x30x21	75	2x3300
HE 35 W XT	1	QT-FIT 5 1x14-35	4008321971234	280x30x21	38	1x3320
HE 35 W XT	2	QT-FIT 5 2x14-35	4052899927032	280x30x21	78	2x3300

HO 24 W

Lamp	Ip	ECG type	EAN	LxWxH	System wattage in W	Lamp luminous flux
HO 24 W	1	QTi DALI 1x14/24 DIM	4050300870380	360x30x21	25.3	1x1750
HO 24 W	2	QTi DALI 2x14/24 DIM	4050300870861	423x30x21	49.3	2x1750
HO 24 W	3	QTi DALI 3x14/24 DIM	4008321069955	360x40x21	73.4	3x1750
HO 24 W	4	QTi DALI 4x14/24 DIM	4008321070036	360x40x21	97.6	4x1750
HO 24 W	1	QTi 1x14/24 DIM	4050300870922	360x30x21	26	1x1750
HO 24 W	2	QTi 2x14/24 DIM	4050300870946	423x30x21	50	2x1750
HO 24 W	3	QTi 3x14/24 DIM	4008321069719	360x40x21	74	3x1750
HO 24 W	4	QTi 4x14/24 DIM	4008321069993	360x40x21	98	4x1750
HO 24 W	1	QTi 1x14/24/21/39 GII	4008321383334	360x30x21	26	1x1750
HO 24 W	2	QTi 2x14/24/21/39 GII	4008321383396	360x30x21	50	2x1750
HO 24 W	1	QTP5 1x24-39	4008321329110	280x30x21	26	1x1750
HO 24 W	2	QTP5 2x24-39	4008321329417	360x30x21	49	2x1750
HO 24 W	1	QTP-OPTIMAL 1x18-40	4008321873743	280x30x21	28	1x1750
HO 24 W	2	QTP-OPTIMAL 2x18-40	4008321873767	360x30x21	52	2x1750
HO 24 W	1	QT-FIT 5/8 1x18-39	4052899141704	280x30x21	28	1x1750
HO 24 W	2	QT-FIT 5/8 2x18-39	4052899927018	280x30x21	53	2x1750
HO 24 W	1	QTP-M 1x26-42	4008321329134	103x67x31	25	1x1750
HO 24 W	2	QTP-M 2x26-32	4008321329158	123x79x33	49	2x1750
HO 24 W	2	QT-M 2x26-42/220-240 S	4008321110022	123x79x33	54	2x1750
HO 24 W	1	QT-ECO 1x18-24/220-240 S	4050300638560	80x40x22	20	1x1600
HO 24 W	1	QT-ECO 1x18-24/220-240 L	4050300660417	150x22x22	20	1x1600

HO 24 W SLS

Lamp	Ip	ECG type	EAN	LxWxH	System wattage in W	Lamp luminous flux
HO 24 W SLS	1	QTi 1x14/24/21/39 GII	4008321383334	360x30x21	26	1x1750
HO 24 W SLS	2	QTi 2x14/24/21/39 GII	4008321383396	360x30x21	50	2x1750

Summary of lamp/ECG combinations

HO 24 W CONSTANT

Lamp	Ip	ECG type	EAN	LxWxH	System wattage in W	Lamp luminous flux
HO 24 W CONSTANT	1	QTi DALI 1x14/24 DIM	4050300870380	360x30x21	25.3	1x1900
HO 24 W CONSTANT	2	QTi DALI 2x14/24 DIM	4050300870861	423x30x21	49.3	2x1900
HO 24 W CONSTANT	3	QTi DALI 3x14/24 DIM	4008321069955	360x40x21	73.4	3x1900
HO 24 W CONSTANT	4	QTi DALI 4x14/24 DIM	4008321070036	360x40x21	97.6	4x1900
HO 24 W CONSTANT	1	QTi 1x14/24 DIM	4050300870922	360x30x21	26	1x1900
HO 24 W CONSTANT	2	QTi 2x14/24 DIM	4050300870946	423x30x21	50	2x1900
HO 24 W CONSTANT	3	QTi 3x14/24 DIM	4008321069719	360x40x21	74	3x1900
HO 24 W CONSTANT	4	QTi 4x14/24 DIM	4008321069993	360x40x21	98	4x1900
HO 24 W CONSTANT	1	QTi 1x14/24/21/39 GII	4008321383334	360x30x21	26	1x1900
HO 24 W CONSTANT	2	QTi 2x14/24/21/39 GII	4008321383396	360x30x21	50	2x1900
HO 24 W CONSTANT	1	QTP5 1x24-39	4008321329110	280x30x21	26	1x1900
HO 24 W CONSTANT	2	QTP5 2x24-39	4008321329417	360x30x21	49	2x1900
HO 24 W CONSTANT	1	QTP-OPTIMAL 1x18-40	4008321873743	280x30x21	28	1x1900
HO 24 W CONSTANT	2	QTP-OPTIMAL 2x18-40	4008321873767	360x30x21	52	2x1900
HO 24 W CONSTANT	1	QT-FIT 5/8 1x18-39	4008321873927	280x30x21	28	1x1900
HO 24 W CONSTANT	2	QT-FIT 5/8 2x18-39	4008321873903	280x30x21	53	2x1900
HO 24 W CONSTANT	1	QTP-M 1x26-42	4008321329134	103x67x31	25	1x1900
HO 24 W CONSTANT	2	QTP-M 2x26-32	4008321329158	123x79x33	49	2x1900
HO 24 W CONSTANT	2	QT-M 2x26-42/220-240 S	4008321110022	123x79x33	54	2x1900

HO 39 W

Lamp	Ip	ECG type	EAN	LxWxH	System wattage in W	Lamp luminous flux
HO 39 W	1	QTi DALI 1x21/39 DIM	4050300870366	360x30x21	41.8	1x3100
HO 39 W	2	QTi DALI 2x21/39 DIM	4050300870489	423x30x21	82	2x3100
HO 39 W	1	QTi 1x21/39 DIM	4050300870564	360x30x21	41.8	1x3100
HO 39 W	2	QTi 2x21/39 DIM	4050300870694	423x30x21	82	2x3100
HO 39 W	1	QTi 1x14/24/21/39 GII	4008321383334	360x30x21	41	1x3100
HO 39 W	2	QTi 2x14/24/21/39 GII	4008321383396	360x30x21	81	2x3100
HO 39 W	1	QTP-OPTIMAL 1x18-40	4008321873743	280x30x21	41	1x3100
HO 39 W	2	QTP-OPTIMAL 2x18-40	4008321873767	360x30x21	88	2x3100
HO 39 W	1	QT-FIT 5/8 1x18-39	4052899141704	280x30x21	42	1x3100
HO 39 W	2	QT-FIT 5/8 2x18-39	4008321873903	280x30x21	80	2x3100
HO 39 W	1	QTP-M 1x26-42	4008321329134	103x67x31	41	1x3100

HO 39 W SLS

Lamp	Ip	ECG type	EAN	LxWxH	System wattage in W	Lamp luminous flux
HO 39 W SLS	1	QTi DALI 1x21/39 DIM	4050300870366	360x30x21	40.8	1x3100
HO 39 W SLS	2	QTi DALI 2x21/39 DIM	4050300870489	423x30x21	82	2x3100
HO 39 W SLS	1	QTi 1x21/39 DIM	4050300870564	360x30x21	40.8	1x3100
HO 39 W SLS	2	QTi 2x21/39 DIM	4050300870694	423x30x21	80	2x3100
HO 39 W SLS	1	QTi 1x14/24/21/39 GII	4008321383334	360x30x21	41	1x3100
HO 39 W SLS	2	QTi 2x14/24/21/39 GII	4008321383396	360x30x21	81	2x3100

Summary of lamp/ECG combinations

HO 39 W CONSTANT

Lamp	Ip	ECG type	EAN	LxWxH	System wattage in W	Lamp luminous flux
HO 39 W CONSTANT	1	QTi DALI 1x21/39 DIM	4050300870366	360x30x21	41.8	1x3400
HO 39 W CONSTANT	2	QTi DALI 2x21/39 DIM	4050300870489	423x30x21	82	2x3400
HO 39 W CONSTANT	1	QTi 1x21/39 DIM	4050300870564	360x30x21	41.8	1x3400
HO 39 W CONSTANT	2	QTi 2x21/39 DIM	4050300870694	423x30x21	82	2x3400
HO 39 W CONSTANT	1	QTi 1x14/24/21/39 GII	4008321383334	360x30x21	41	1x3300
HO 39 W CONSTANT	2	QTi 2x14/24/21/39 GII	4008321383396	360x30x21	81	2x3400
HO 39 W CONSTANT	1	QTP5 1x24-39	4008321329110	280x30x21	41	1x3300
HO 39 W CONSTANT	2	QTP5 2x24-39	4008321329417	360x30x21	82	2x3400
HO 39 W CONSTANT	1	QTP-OPTIMAL 1x18-40	4008321873743	280x30x21	41	1x3400
HO 39 W CONSTANT	2	QTP-OPTIMAL 2x18-40	4008321873767	360x30x21	88	2x3400
HO 39 W CONSTANT	1	QT-FIT 5/8 1x18-39	4008321873927	280x30x21	42	1x3400
HO 39 W CONSTANT	2	QT-FIT 5/8 2x18-39	4052899927018	280x30x21	80	2x3400
HO 39 W CONSTANT	1	QTP-M 1x26-42	4008321329134	103x67x31	41	1x3300

HO 49 W

Lamp	Ip	ECG type	EAN	LxWxH	System wattage in W	Lamp luminous flux
HO 49 W	1	QTi DALI 1x35/49/80 DIM	4050300870342	360x30x21	53.4	1x4300
HO 49 W	2	QTi DALI 2x35/49 DIM	4050300870465	423x30x21	103.6	2x4300
HO 49 W	2	QTi DALI 2x35/49/80 DIM	4050300870441	423x30x21	101	2x4300
HO 49 W	1	QTi 1x35/49/80 DIM	4050300870540	360x30x21	53.4	1x4300
HO 49 W	1	QT 1x49 DIM	4008321640352	360x30x21	52.3	1x4300
HO 49 W	2	QTi 2x35/49 DIM	4050300870670	423x30x21	103.6	2x4300
HO 49 W	2	QTi 2x35/49/80 DIM	4050300870984	423x30x21	103	2x4300
HO 49 W	2	QT 2x49 DIM	4008321640451	423x30x21	103.9	2x4300
HO 49 W	1	QTi 1x28/54/35/49 GII	4008321383358	360x30x21	53	1x4300
HO 49 W	1	QTi 1x35/49/80 GII	4008321383372	360x30x21	53	1x4300
HO 49 W	2	QTi 2x28/54/35/49 GII	4008321383419	360x30x21	105	2x4300
HO 49 W	2	QTi 2x35/49/80 GII	4008321658951	424x30x21	105	2x4300
HO 49 W	1	QTP5 1x49	4008321329370	280x30x21	53	1x4300
HO 49 W	2	QTP5 2x49	4008321329431	360x30x21	106	2x4300
HO 49 W	1	QTP5 1x49	4008321329370	280x30x21	53	1x4300
HO 49 W	2	QTP5 2x49	4008321329431	360x30x21	106	2x4300
HO 49 W	1	QT-FIT 5 1x49	4008321832139	280x30x21	54	1x4300
HO 49 W	2	QT-FIT 5 2x49	4052899927070	280x30x21	106	2x4300

HO 49 W CONSTANT

Lamp	Ip	ECG type	EAN	LxWxH	System wattage in W	Lamp luminous flux
HO 49 W CONSTANT	1	QTi DALI 1x35/49/80 DIM	4050300870342	360x30x21	53.4	1x4450
HO 49 W CONSTANT	2	QTi DALI 2x35/49 DIM	4050300870465	423x30x21	103.6	2x4450
HO 49 W CONSTANT	2	QTi DALI 2x35/49/80 DIM	4050300870441	423x30x21	101	2x4450
HO 49 W CONSTANT	1	QTi 1x35/49/80 DIM	4050300870540	360x30x21	53.4	1x4450
HO 49 W CONSTANT	2	QTi 2x35/49 DIM	4050300870670	423x30x21	103.6	2x4450
HO 49 W CONSTANT	2	QTi 2x35/49/80 DIM	4050300870984	423x30x21	103	2x4450
HO 49 W CONSTANT	1	QT 1x49 DIM	4008321640352	360x30x21	52.3	1x4300
HO 49 W CONSTANT	2	QT 2x49 DIM	4008321640451	423x30x21	103.9	2x4300
HO 49 W CONSTANT	1	QTi 1x28/54/35/49 GII	4008321383358	360x30x21	53	1x4450
HO 49 W CONSTANT	1	QTi 1x35/49/80 GII	4008321383372	360x30x21	53	1x4450
HO 49 W CONSTANT	2	QTi 2x28/54/35/49 GII	4008321383419	360x30x21	105	2x4450
HO 49 W CONSTANT	2	QTi 2x35/49/80 GII	4008321658951	424x30x21	105	2x4450
HO 49 W CONSTANT	1	QTP5 1x49	4008321329370	280x30x21	53	1x4450
HO 49 W CONSTANT	2	QTP5 2x49	4008321329431	360x30x21	106	2x4450

Summary of lamp/ECG combinations

HO 49 W XT

Lamp	Ip	ECG type	EAN	LxWxH	System wattage in W	Lamp luminous flux
HO 49 W XT	1	QT 1x49 DIM	4008321640352	360x30x21	52.3	1x4300
HO 49 W XT	2	QT 2x49 DIM	4008321640451	423x30x21	103.9	2x4300

HO 54 W

Lamp	Ip	ECG type	EAN	LxWxH	System wattage in W	Lamp luminous flux
HO 54 W	1	QTi DALI 1x28/54 DIM	4050300870809	360x30x21	58.8	1x4450
HO 54 W	2	QTi DALI 2x28/54 DIM	4050300870502	423x30x21	115	2x4450
HO 54 W	1	QTi 1x28/54 DIM	4050300870588	360x30x21	58.8	1x4450
HO 54 W	2	QTi 2x28/54 DIM	4050300870717	423x30x21	115	2x4450
HO 54 W	1	QT 1x54 DIM	4008321640338	360x30x21	58.1	1x4450
HO 54 W	2	QT 2x54 DIM	4008321640437	423x30x21	115.9	2x4450
HO 54 W	1	QTi 1x28/54/35/49 GII	4008321383358	360x30x21	58	1x4450
HO 54 W	2	QTi 2x28/54/35/49 GII	4008321383419	360x30x21	115	2x4450
HO 54 W	1	QTP5 1x54	4008321329394	280x30x21	59	1x4450
HO 54 W	2	QTP5 2x54	4008321329097	360x30x21	115	2x4450
HO 54 W	1	QTP-OPTIMAL 1x54-58	4008321873729	280x30x21	54	1x4450
HO 54 W	2	QTP-OPTIMAL 2x54-58	4008321880253	360x30x21	120	2x4450
HO 54 W	1	QT-FIT 5/8 1x54-58	4008321873828	280x30x21	59	1x4450
HO 54 W	2	QT-FIT 5/8 2x54-58	4008321873842	280x30x21	116	2x4450

HO 54 W SLS

Lamp	Ip	ECG type	EAN	LxWxH	System wattage in W	Lamp luminous flux
HO 54 W SLS	1	QTi DALI 1x28/54 DIM	4050300870809	360x30x21	58.8	1x4450
HO 54 W SLS	2	QTi DALI 2x28/54 DIM	4050300870502	423x30x21	115	2x4450
HO 54 W SLS	1	QTi 1x28/54 DIM	4050300870588	360x30x21	58.8	1x4450
HO 54 W SLS	1	QT 1x54 DIM	4008321640338	360x30x21	58.1	1x4450
HO 54 W SLS	2	QT 2x54 DIM	4008321640437	423x30x21	115.9	2x4450
HO 54 W SLS	1	QTi 1x28/54/35/49 GII	4008321383358	360x30x21	58	1x4450
HO 54 W SLS	2	QTi 2x28/54/35/49 GII	4008321383419	360x30x21	115	2x4450

HO 54 W CONSTANT

Lamp	Ip	ECG type	EAN	LxWxH	System wattage in W	Lamp luminous flux
HO 54 W CONSTANT	1	QTi DALI 1x28/54 DIM	4050300870809	360x30x21	58.8	1x4850
HO 54 W CONSTANT	2	QTi DALI 2x28/54 DIM	4050300870502	423x30x21	115	2x4850
HO 54 W CONSTANT	1	QTi 1x28/54 DIM	4050300870588	360x30x21	58.8	1x4850
HO 54 W CONSTANT	2	QTi 2x28/54 DIM	4050300870717	423x30x21	115	2x4850
HO 54 W CONSTANT	1	QT 1x54 DIM	4008321640338	360x30x21	58.1	1x4450
HO 54 W CONSTANT	2	QT 2x54 DIM	4008321640437	423x30x21	115.9	2x4450
HO 54 W CONSTANT	1	QTi 1x28/54/35/49 GII	4008321383358	360x30x21	58	1x4850
HO 54 W CONSTANT	2	QTi 2x28/54/35/49 GII	4008321383419	360x30x21	115	2x4850
HO 54 W CONSTANT	1	QTP5 1x54	4008321329394	280x30x21	59	1x4850
HO 54 W CONSTANT	2	QTP5 2x54	4008321329097	360x30x21	115	2x4850
HO 54 W CONSTANT	1	QTP-OPTIMAL 1x54-58	4008321873729	280x30x21	54	1x4450
HO 54 W CONSTANT	2	QTP-OPTIMAL 2x54-58	4008321880253	360x30x21	120	2x4450
HO 54 W CONSTANT	1	QT-FIT 5/8 1x54-58	4008321873828	280x30x21	59	1x4450
HO 54 W CONSTANT	2	QT-FIT 5/8 2x54-58	4008321873842	280x30x21	116	2x4450

Summary of lamp/ECG combinations

HO 54 W XT

Lamp	Ip	ECG type	EAN	LxWxH	System wattage in W	Lamp luminous flux
HO 54 W XT	1	QTi DALI 1x28/54 DIM	4050300870809	360x30x21	58.8	1x4450
HO 54 W XT	2	QTi DALI 2x28/54 DIM	4050300870502	423x30x21	115	2x4450
HO 54 W XT	1	QTi 1x28/54 DIM	4050300870588	360x30x21	58.8	1x4450
HO 54 W XT	1	QT 1x54 DIM	4008321640338	360x30x21	58.1	1x4450
HO 54 W XT	2	QT 2x54 DIM	4008321640437	423x30x21	115.9	2x4450
HO 54 W XT	1	QTi 1x28/54/35/49 GII	4008321383358	360x30x21	58	1x4450
HO 54 W XT	2	QTi 2x28/54/35/49 GII	4008321383419	360x30x21	115	2x4450
HO 54 W XT	1	QTP5 1x54	4008321329394	280x30x21	59	1x4450
HO 54 W XT	2	QTP5 2x54	4008321329097	360x30x21	115	2x4450
HO 54 W XT	1	QTP-OPTIMAL 1x54-58	4008321873729	280x30x21	54	1x4450
HO 54 W XT	2	QTP-OPTIMAL 2x54-58	4008321880253	360x30x21	120	2x4450
HO 54 W XT	1	QT-FIT 5/8 1x54-58	4052899927063	280x30x21	59	1x4450
HO 54 W XT	2	QT-FIT 5/8 2x54-58	4008321873842	280x30x21	116	2x4450

HO 80 W

Lamp	Ip	ECG type	EAN	LxWxH	System wattage in W	Lamp luminous flux
HO 80 W	1	QTi DALI 1x35/49/80 DIM	4050300870342	360x30x21	88.1	1x6150
HO 80 W	2	QTi DALI 2x35/49/80 DIM	4050300870441	423x30x21	165	2x6150
HO 80 W	1	QTi 1x35/49/80 DIM	4050300870540	360x30x21	88.1	1x6150
HO 80 W	2	QTi 2x35/49/80 DIM	4050300870984	423x30x21	165	2x6150
HO 80 W	1	QT 1x80 DIM	4008321640314	360x30x21	82	1x6150
HO 80 W	2	QT 2x80 DIM	4008321640413	423x30x21	163.2	2x6150
HO 80 W	1	QTi 1x35/49/80 GII	4008321383372	360x30x21	85	1x6150
HO 80 W	2	QTi 2x35/49/80 GII	4008321658951	424x30x21	167	2x6150
HO 80 W	1	QTP5 1x80	4008321329059	360x30x21	86	1x6150
HO 80 W	2	QT-FQ 2x80	4050300825564	424x30x21	175	2x6300

HO 80 W CONSTANT

Lamp	Ip	ECG type	EAN	LxWxH	System wattage in W	Lamp luminous flux
HO 80 W CONSTANT	1	QTi DALI 1x35/49/80 DIM	4050300870342	360x30x21	88.1	1x6800
HO 80 W CONSTANT	2	QTi DALI 2x35/49/80 DIM	4050300870441	423x30x21	165	2x6800
HO 80 W CONSTANT	1	QTi 1x35/49/80 DIM	4050300870540	360x30x21	88.1	1x6800
HO 80 W CONSTANT	2	QTi 2x35/49/80 DIM	4050300870984	423x30x21	165	2x6800
HO 80 W CONSTANT	1	QT 1x80 DIM	4008321640314	360x30x21	82	1x6150
HO 80 W CONSTANT	2	QT 2x80 DIM	4008321640413	423x30x21	163.2	2x6150
HO 80 W CONSTANT	1	QTi 1x35/49/80 GII	4008321383372	360x30x21	85	1x6800
HO 80 W CONSTANT	2	QTi 2x35/49/80 GII	4008321658951	424x30x21	167	2x6800
HO 80 W CONSTANT	1	QTP5 1x80	4008321329059	360x30x21	86	1x6800
HO 80 W CONSTANT	2	QT-FQ 2x80	4050300825564	424x30x21	175	2x6800

Summary of lamp/ECG combinations

HO 80 W XT

Lamp	Ip	ECG type	EAN	LxWxH	System wattage in W	Lamp luminous flux
HO 80 W XT	1	QTi DALI 1x35/49/80 DIM	4050300870342	360x30x21	88.1	1x6150
HO 80 W XT	2	QTi DALI 2x35/49/80 DIM	4050300870441	423x30x21	165	2x6150
HO 80 W XT	1	QTi 1x35/49/80 DIM	4050300870540	360x30x21	88.1	1x6150
HO 80 W XT	2	QTi 2x35/49/80 DIM	4050300870984	423x30x21	165	2x6150
HO 80 W XT	1	QT 1x80 DIM	4008321640314	360x30x21	82	1x6150
HO 80 W XT	2	QT 2x80 DIM	4008321640413	423x30x21	163.2	2x6150
HO 80 W XT	1	QTi 1x35/49/80 GII	4008321383372	360x30x21	85	1x6150
HO 80 W XT	2	QTi 2x35/49/80 GII	4008321658951	424x30x21	167	2x6150
HO 80 W XT	1	QTP5 1x80	4008321329059	360x30x21	86	1x6150
HO 80 W XT	2	QT-FQ 2x80	4050300825564	424x30x21	175	2x6300

HO 45 W ES

Lamp	Ip	ECG type	EAN	LxWxH	System wattage in W	Lamp luminous flux
HO 45 W ES	1	QTi DALI 1x35/49/80 DIM	4050300870342	360x30x21	53.4	1x4600
HO 45 W ES	2	QTi DALI 2x35/49/80 DIM	4050300870441	423x30x21	101	2x4600
HO 45 W ES	1	QTi 1x35/49/80 DIM	4050300870540	360x30x21	53.4	1x4600
HO 45 W ES	2	QTi 2x35/49/80 DIM	4050300870984	423x30x21	101	2x4600
HO 45 W ES	1	QT 1x49 DIM	4008321640352	360x30x21	52.3	1x4300
HO 45 W ES	2	QT 2x49 DIM	4008321640451	423x30x21	103.9	2x4300
HO 45 W ES	1	QTi 1x28/54/35/49 GII	4008321383358	360x30x21	48	1x4300
HO 45 W ES	1	QTi 1x35/49/80 GII	4008321383372	360x30x21	48	1x4300
HO 45 W ES	2	QTi 2x28/54/35/49 GII	4008321383419	360x30x21	98	2x4300
HO 45 W ES	2	QTi 2x35/49/80 GII	4008321658951	424x30x21	95	2x4300
HO 45 W ES	1	QTP5 1x49	4008321329370	280x30x21	49	1x4300
HO 45 W ES	2	QTP5 2x49	4008321329431	360x30x21	100	2x4300
HO 45 W ES	1	QT-FIT 5 1x49	4008321832139	280x30x21	49	1x4300
HO 45 W ES	2	QT-FIT 5 2x49	4052899927070	280x30x21	98	2x4300

HO 50 W ES

Lamp	Ip	ECG type	EAN	LxWxH	System wattage in W	Lamp luminous flux
HO 50 W ES	1	QTi DALI 1x28/54 DIM	4050300870809	360x30x21	59	1x4800
HO 50 W ES	2	QTi DALI 2x28/54 DIM	4050300870502	423x30x21	115	2x4800
HO 50 W ES	1	QTi 1x28/54 DIM	4050300870588	360x30x21	59	1x4800
HO 50 W ES	1	QTi 1x28/54/35/49 GII	4008321383358	360x30x21	54	1x4450
HO 50 W ES	2	QTi 2x28/54/35/49 GII	4008321383419	360x30x21	108	2x4450
HO 50 W ES	1	QTP5 1x54	4008321329394	280x30x21	54	1x4450
HO 50 W ES	2	QTP5 2x54	4008321329097	360x30x21	108	2x4450
HO 50 W ES	1	QTP-OPTIMAL 1x54-58	4008321873729	280x30x21	54	1x4450
HO 50 W ES	2	QTP-OPTIMAL 2x54-58	4008321880253	360x30x21	107	2x4450
HO 50 W ES	1	QT-FIT 5/8 1x54-58	4008321873828	280x30x21	59	1x4450
HO 50 W ES	2	QT-FIT 5/8 2x54-58	4052899927087	280x30x21	116	2x4450

Summary of lamp/ECG combinations

HO 73 W ES

Lamp	Ip	ECG type	EAN	LxWxH	System wattage in W	Lamp luminous flux
HO 73 W ES	1	QTi DALI 1x35/49/80 DIM	4050300870342	360x30x21	88	1x6650
HO 73 W ES	2	QTi DALI 2x35/49/80 DIM	4050300870441	423x30x21	165	2x6400
HO 73 W ES	1	QTi 1x35/49/80 DIM	4050300870540	360x30x21	88	1x6650
HO 73 W ES	2	QTi 2x35/49/80 DIM	4050300870984	423x30x21	165	2x6400
HO 73 W ES	1	QT 1x80 DIM	4008321640314	360x30x21	82	1x6150
HO 73 W ES	2	QT 2x80 DIM	4008321640413	423x30x21	163.2	2x6150
HO 73 W ES	1	QTi 1x35/49/80 GII	4008321383372	360x30x21	79	1x6150
HO 73 W ES	2	QTi 2x35/49/80 GII	4008321658951	424x30x21	155	2x6150
HO 73 W ES	1	QTP5 1x80	4008321329059	360x30x21	79	1x6150
HO 73 W ES	2	QT-FQ 2x80	4050300825564	424x30x21	162	2x6150

FC 22 W

Lamp	Ip	ECG type	EAN	LxWxH	System wattage in W	Lamp luminous flux
FC 22 W	1	QTi DALI 1x14/24 DIM	4050300870380	360x30x21	25	1x1750
FC 22 W	2	QTi DALI 2x14/24 DIM	4050300870861	423x30x21	49	2x1750
FC 22 W	3	QTi DALI 3x14/24 DIM	4008321069955	360x40x21	73	3x1750
FC 22 W	4	QTi DALI 4x14/24 DIM	4008321070036	360x40x21	98	4x1750
FC 22 W	1	QTi DALI-T/E 1x18-57 DIM	4008321060808	123x79x33	26	1x1800
FC 22 W	2	QTi DALI-T/E 2x18-42 DIM	4008321060822	123x79x33	51	2x1800
FC 22 W	1	QTi 1x14/24 DIM	4050300870922	360x30x21	25	1x1750
FC 22 W	2	QTi 2x14/24 DIM	4050300870946	423x30x21	49	2x1750
FC 22 W	3	QTi 3x14/24 DIM	4008321069719	360x40x21	73	3x1750
FC 22 W	4	QTi 4x14/24 DIM	4008321069993	360x40x21	98	4x1750
FC 22 W	1	QTi-T/E 1x18-57 DIM	4008321060860	123x79x33	26	1x1750
FC 22 W	2	QTi-T/E 2x18-42 DIM	4008321060846	123x79x33	51	2x1750
FC 22 W	1	QTi 1x14/24/21/39 GII	4008321383334	360x30x21	25	1x1800
FC 22 W	2	QTi 2x14/24/21/39 GII	4008321383396	360x30x21	49	2x1800
FC 22 W	1	QTP-M 1x26-42	4008321329134	103x67x31	25	1x1800
FC 22 W	2	QTP-M 2x26-32	4008321329158	123x79x33	49	2x1800
FC 22 W	2	QT-M 2x26-42/220-240 S	4008321110022	123x79x33	54	2x1600
FC 22 W	1	QT-ECO 1x18-24/220-240 S	4050300638560	80x40x22	22.5	1x1650
FC 22 W	1	QT-ECO 1x18-24/220-240 L	4050300660417	150x22x22	22.5	1x1650

FC 22 + 40 W

Lamp	Ip	ECG type	EAN	LxWxH	System wattage in W	Lamp luminous flux
FC 22 + 40 W	2	QTi DALI-T/E 2x18-42 DIM	4008321060822	123x79x33	70	2x5000
FC 22 + 40 W	2	QTi-T/E 2x18-42 DIM	4008321060846	123x79x33	70	2x5000
FC 22 + 40 W	2	QTP-M 2x26-32	4008321329158	123x79x33	67	2x5000
FC 22 + 40 W	2	QT-M 2x26-42/220-240 S	4008321110022	123x79x33	70	2x5000

Summary of lamp/ECG combinations

FC 40 W

Lamp	Ip	ECG type	EAN	LxWxH	System wattage in W	Lamp luminous flux
FC 40 W	1	QTi DALI 1x21/39 DIM	4050300870366	360x30x21	42	1x3100
FC 40 W	2	QTi DALI 2x21/39 DIM	4050300870489	423x30x21	82	2x3100
FC 40 W	1	QTi DALI-T/E 1x18-57 DIM	4008321060808	123x79x33	45	1x3200
FC 40 W	2	QTi DALI-T/E 2x18-42 DIM	4008321060822	123x79x33	87	2x3200
FC 40 W	1	QTi 1x21/39 DIM	4050300870564	360x30x21	42	1x3100
FC 40 W	2	QTi 2x21/39 DIM	4050300870694	423x30x21	82	2x3100
FC 40 W	1	QTi-T/E 1x18-57 DIM	4008321060860	123x79x33	45	1x3200
FC 40 W	2	QTi-T/E 2x18-42 DIM	4008321060846	123x79x33	87	2x3200
FC 40 W	1	QTi 1x14/24/21/39 GII	4008321383334	360x30x21	43	1x3200
FC 40 W	2	QTi 2x14/24/21/39 GII	4008321383396	360x30x21	88	2x3200
FC 40 W	1	QTP-M 1x26-42	4008321329134	103x67x31	43	1x3200
FC 40 W	2	QT-M 2x26-42/220-240 S	4008321110022	123x79x33	88	2x3200

FC 55 W

Lamp	Ip	ECG type	EAN	LxWxH	System wattage in W	Lamp luminous flux
FC 55 W	1	QTi DALI 1x28/54 DIM	4050300870809	360x30x21	59	1x4450
FC 55 W	2	QTi DALI 2x28/54 DIM	4050300870502	423x30x21	115	2x4450
FC 55 W	1	QTi 1x28/54 DIM	4050300870588	360x30x21	59	1x4450
FC 55 W	2	QTi 2x28/54 DIM	4050300870717	423x30x21	115	2x4450
FC 55 W	1	QTi 1x35/49/80 GII	4008321383372	360x30x21	59	1x4200
FC 55 W	2	QTi 2x35/49/80 GII	4008321658951	424x30x21	119	2x4200
FC 55 W	1	QTP-FC 1x55	4008321537041	103x67x31	59	1x4200

L 4 W

Lamp	Ip	ECG type	EAN	LxWxH	System wattage in W	Lamp luminous flux
L 4 W BASIC	1	QT-ECO 1x4-16/220-240 S	4050300638584	80x40x22	6.5	1x120
L 4 W BASIC	1	QT-ECO 1x4-16/220-240 L	4050300660370	150x22x22	6.5	1x120

L 6 W

Lamp	Ip	ECG type	EAN	LxWxH	System wattage in W	Lamp luminous flux
L 6 W BASIC	1	QT-ECO 1x4-16/220-240 S	4050300638584	80x40x22	8.5	1x270
L 6 W BASIC	1	QT-ECO 1x4-16/220-240 L	4050300660370	150x22x22	8.5	1x270
L 6 W BASIC	2	QT-ECO 2x5-11/220-240 S	4050300821504	80x40x22	14.5	2x280

L 8 W

Lamp	Ip	ECG type	EAN	LxWxH	System wattage in W	Lamp luminous flux
L 8 W BASIC	1	QT-ECO 1x4-16/220-240 S	4050300638584	80x40x22	10.5	1x450
L 8 W BASIC	1	QT-ECO 1x4-16/220-240 L	4050300660370	150x22x22	10.5	1x450
L 8 W BASIC	2	QT-ECO 2x5-11/220-240 S	4050300821504	80x40x22	17.5	2x450

Summary of lamp/ECG combinations

L 10 W

Lamp	Ip	ECG type	EAN	LxWxH	System wattage in W	Lamp luminous flux
L 10 W	1	QT-ECO 1x4-16/220-240 S	4050300638584	80x40x22	12	1x650
L 10 W	1	QT-ECO 1x4-16/220-240 L	4050300660370	150x22x22	12	1x650
L 10 W	2	QT-ECO 2x5-11/220-240 S	4050300821504	80x40x22	20	2x600

L 13 W

Lamp	Ip	ECG type	EAN	LxWxH	System wattage in W	Lamp luminous flux
L 13 W BASIC	1	QT-ECO 1x4-16/220-240 S	4050300638584	80x40x22	15	1x950
L 13 W BASIC	1	QT-ECO 1x4-16/220-240 L	4050300660370	150x22x22	15	1x950

L 15 W

Lamp	Ip	ECG type	EAN	LxWxH	System wattage in W	Lamp luminous flux
L 15 W	1	QTP-OPTIMAL 1x18-40	4008321873743	280x30x21	17	1x950
L 15 W	2	QTP-OPTIMAL 2x18-40	4008321873767	360x30x21	31	2x950
L 15 W	1	QTP-DL 1x18-24	4008321117861	239x30x28	17	1x950
L 15 W	2	QTP-DL 2x18-24	4008321117885	239x40x28	32	2x950
L 15 W	1	QT-ECO 1x18-24/220-240 S	4050300638560	80x40x22	17	1x950
L 15 W	1	QT-ECO 1x18-24/220-240 L	4050300660417	150x22x22	17	1x950

L 16 W

Lamp	Ip	ECG type	EAN	LxWxH	System wattage in W	Lamp luminous flux
L 16 W	1	QT-ECO 1x4-16/220-240 S	4050300638584	80x40x22	16	1x1100
L 16 W	1	QT-ECO 1x4-16/220-240 L	4050300660370	150x22x22	16	1x1100

Summary of lamp/ECG combinations

L 18 W

Lamp	Ip	ECG type	EAN	LxWxH	System wattage in W	Lamp luminous flux
L 18 W	1	QTi DALI 1x18 DIM	4050300870403	360x30x21	18.3	1x1350
L 18 W	2	QTi DALI 2x18 DIM	4050300870526	423x30x21	36.5	2x1350
L 18 W	3	QTi DALI 3x18 DIM	4008321069979	360x40x21	53.6	3x1350
L 18 W	4	QTi DALI 4x18 DIM	4008321070050	360x40x21	69.3	4x1350
L 18 W	1	QTi 1x18 DIM	4050300870601	360x30x21	19	1x1350
L 18 W	2	QTi 2x18 DIM	4050300870960	423x30x21	37	2x1350
L 18 W	3	QTi 3x18 DIM	4008321069931	360x40x21	53.6	3x1350
L 18 W	4	QTi 4x18 DIM	4008321070012	360x40x21	69.3	4x1350
L 18 W	1	QT 1x18 DIM	4008321645647	360x30x21	18.9	1x1350
L 18 W	2	QT 2x18 DIM	4008321645852	423x30x21	37.7	2x1350
L 18 W	1	QTi 1x14/24/21/39 GII	4008321383334	360x30x21	19	1x1350
L 18 W	2	QTi 2x14/24/21/39 GII	4008321383396	360x30x21	37	2x1350
L 18 W	1	QTP8 1x18	4008321131584	360x30x30	18	1x1350
L 18 W	2	QTP8 2x18	4008321131607	423x30x30	35	2x1350
L 18 W	3	QTP8 3x18, (4x18)	4008321131706	423x40x30	56	3x1300
L 18 W	4	QTP8 (3x18), 4x18	4008321131706	423x40x30	73	4x1300
L 18 W	1	QTP-OPTIMAL 1x18-40	4008321873743	280x30x21	20	1x1350
L 18 W	2	QTP-OPTIMAL 2x18-40	4008321873767	360x30x21	39	2x1350
L 18 W	1	QT-FIT 5/8 1x18-39	4008321873927	280x30x21	21	1x1350
L 18 W	2	QT-FIT 5/8 2x18-39	4052899927018	280x30x21	39	2x1350
L 18 W	1	QT-FIT8 1x18	4052899926950	280x30x28	19	1x1350
L 18 W	2	QT-FIT8 2x18	4052899926981	360x30x28	36	2x1350
L 18 W	3	QT-FIT8 3x18, (4x18)	4008321691415	280x40x28	54	3x1350
L 18 W	4	QT-FIT8 (3x18), 4x18	4008321691415	280x40x28	74	4x1350
L 18 W	1	QTz8 1x18	4008321863263	150x40x28	20	1x1350
L 18 W	2	QTz8 2x18	4008321863300	150x40x28	23	2x1350
L 18 W	3	QTz8 3x18	4008321863348	210x40x30	54	3x1350
L 18 W	4	QTz8 4x18	4008321863362	210x40x30	54	4x1350
L 18 W	1	QTP-DL 1x18-24	4008321117861	239x30x28	18	1x1300
L 18 W	2	QTP-DL 2x18-24	4008321117885	239x40x28	37	2x1300
L 18 W	1	QTP-M 1x26-42	4008321329134	103x67x31	19	1x1350
L 18 W	2	QTP-M 2x26-32	4008321329158	123x79x33	36	2x1350
L 18 W	1	QT-ECO 1x18-24/220-240 S	4050300638560	80x40x22	19	1x1250
L 18 W	1	QT-ECO 1x18-24/220-240 L	4050300660417	150x22x22	19	1x1250

L 18 W U

Lamp	Ip	ECG type	EAN	LxWxH	System wattage in W	Lamp luminous flux
L 18 W U	1	QTP8 1x18	4008321131584	360x30x30	21	1x1100
L 18 W U	1	QTP-OPTIMAL 1x18-40	4008321873743	280x30x21	20	1x1100
L 18 W U	2	QTP-OPTIMAL 2x18-40	4008321873767	360x30x21	39	2x1100
L 18 W U	1	QT-ECO 1x18-24/220-240 S	4050300638560	80x40x22	19.5	1x1100
L 18 W U	1	QT-ECO 1x18-24/220-240 L	4050300660417	150x22x22	19.5	1x1100

Summary of lamp/ECG combinations

L 18 W XT

Lamp	Ip	ECG type	EAN	LxWxH	System wattage in W	Lamp luminous flux
L 18 W XT	1	QTi DALI 1x18 DIM	4050300870403	360x30x21	18.3	1x1350
L 18 W XT	2	QTi DALI 2x18 DIM	4050300870526	423x30x21	36.5	2x1350
L 18 W XT	3	QTi DALI 3x18 DIM	4008321069979	360x40x21	53.6	3x1350
L 18 W XT	4	QTi DALI 4x18 DIM	4008321070050	360x40x21	69.3	4x1350
L 18 W XT	1	QTi 1x18 DIM	4050300870601	360x30x21	19	1x1350
L 18 W XT	2	QTi 2x18 DIM	4050300870960	423x30x21	37	2x1350
L 18 W XT	3	QTi 3x18 DIM	4008321069931	360x40x21	53.6	3x1350
L 18 W XT	4	QTi 4x18 DIM	4008321070012	360x40x21	69.3	4x1350
L 18 W XT	1	QTi 1x14/24/21/39 GII	4008321383334	360x30x21	19	1x1350
L 18 W XT	2	QTi 2x14/24/21/39 GII	4008321383396	360x30x21	37	2x1350
L 18 W XT	1	QTP8 1x18	4008321131584	360x30x30	18	1x1350
L 18 W XT	2	QTP8 2x18	4008321131607	423x30x30	35	2x1350
L 18 W XT	3	QTP8 3x18, (4x18)	4008321131706	423x40x30	56	3x1300
L 18 W XT	4	QTP8 (3x18), 4x18	4008321131706	423x40x30	73	4x1300
L 18 W XT	1	QTP-OPTIMAL 1x18-40	4008321873743	280x30x21	20	1x1350
L 18 W XT	2	QTP-OPTIMAL 2x18-40	4008321873767	360x30x21	39	2x1350
L 18 W XT	1	QT-FIT 5/8 1x18-39	4008321873927	280x30x21	21	1x1350
L 18 W XT	2	QT-FIT 5/8 2x18-39	4052899927018	280x30x21	39	2x1350
L 18 W XT	1	QT-FIT8 1x18	4052899926950	280x30x28	19	1x1350
L 18 W XT	2	QT-FIT8 2x18	4052899926981	360x30x28	36	2x1350
L 18 W XT	3	QT-FIT8 3x18, (4x18)	4008321691415	280x40x28	54	3x1350
L 18 W XT	4	QT-FIT8 (3x18), 4x18	4008321691415	280x40x28	74	4x1350
L 18 W XT	1	QTP-DL 1x18-24	4008321117861	239x30x28	18	1x1300
L 18 W XT	2	QTP-DL 2x18-24	4008321117885	239x40x28	37	2x1300
L 18 W XT	1	QTP-M 1x26-42	4008321329134	103x67x31	19	1x1350
L 18 W XT	2	QTP-M 2x26-32	4008321329158	123x79x33	36	2x1350

Summary of lamp/ECG combinations

L 18 W XXT

Lamp	Ip	ECG type	EAN	LxWxH	System wattage in W	Lamp luminous flux
L 18 W XXT	1	QTi DALI 1x18 DIM	4050300870403	360x30x21	18.3	1x1350
L 18 W XXT	2	QTi DALI 2x18 DIM	4050300870526	423x30x21	36.5	2x1350
L 18 W XXT	3	QTi DALI 3x18 DIM	4008321069979	360x40x21	53.6	3x1350
L 18 W XXT	4	QTi DALI 4x18 DIM	4008321070050	360x40x21	69.3	4x1350
L 18 W XXT	1	QTi 1x18 DIM	4050300870601	360x30x21	19	1x1350
L 18 W XXT	2	QTi 2x18 DIM	4050300870960	423x30x21	37	2x1350
L 18 W XXT	3	QTi 3x18 DIM	4008321069931	360x40x21	53.6	3x1350
L 18 W XXT	4	QTi 4x18 DIM	4008321070012	360x40x21	69.3	4x1350
L 18 W XXT	1	QTi 1x14/24/21/39 GII	4008321383334	360x30x21	19	1x1350
L 18 W XXT	2	QTi 2x14/24/21/39 GII	4008321383396	360x30x21	37	2x1350
L 18 W XXT	1	QTP8 1x18	4008321131584	360x30x30	18	1x1350
L 18 W XXT	2	QTP8 2x18	4008321131607	423x30x30	35	2x1350
L 18 W XXT	3	QTP8 3x18, 4x18	4008321131706	423x40x30	56	3x1300
L 18 W XXT	4	QTP8 3x18, 4x18	4008321131706	423x40x30	73	4x1300
L 18 W XXT	1	QTP-OPTIMAL 1x18-40	4008321873743	280x30x21	20	1x1350
L 18 W XXT	2	QTP-OPTIMAL 2x18-40	4008321873767	360x30x21	39	2x1350
L 18 W XXT	1	QT-FIT 5/8 1x18-39	4052899141704	280x30x21	21	1x1350
L 18 W XXT	2	QT-FIT 5/8 2x18-39	4052899927018	280x30x21	39	2x1350
L 18 W XXT	1	QT-FIT8 1x18	4052899926950	280x30x28	19	1x1350
L 18 W XXT	2	QT-FIT8 2x18	4052899926981	360x30x28	36	2x1350
L 18 W XXT	3	QT-FIT8 3x18, (4x18)	4008321691415	280x40x28	54	3x1350
L 18 W XXT	4	QT-FIT8 (3x18), 4x18	4008321691415	280x40x28	74	4x1350
L 18 W XXT	1	QTP-DL 1x18-24	4008321117861	239x30x28	18	1x1300
L 18 W XXT	2	QTP-DL 2x18-24	4008321117885	239x40x28	37	2x1300
L 18 W XXT	1	QTP-M 1x26-42	4008321329134	103x67x31	19	1x1350
L 18 W XXT	2	QTP-M 2x26-32	4008321329158	123x79x33	36	2x1350

L 30 W

Lamp	Ip	ECG type	EAN	LxWxH	System wattage in W	Lamp luminous flux
L 30 W	1	QTi DALI 1x36 DIM	4050300870427	360x30x21	36	1x2250
L 30 W	2	QTi DALI 2x36 DIM	4050300870885	423x30x21	69	2x2250
L 30 W	1	QTi 1x36 DIM	4050300870625	360x30x21	36	1x2250
L 30 W	2	QTi 2x36 DIM	4050300870755	423x30x21	69	2x2250
L 30 W	1	QTP5 1x24-39	4008321329110	280x30x21	33	1x3000
L 30 W	2	QTP5 2x24-39	4008321329417	360x30x21	62	2x2850
L 30 W	1	QTP-OPTIMAL 1x18-40	4008321873743	280x30x21	36	1x2850
L 30 W	2	QTP-OPTIMAL 2x18-40	4008321873767	360x30x21	63	2x2850
L 30 W	1	QT-FIT 5/8 1x18-39	4008321873927	280x30x21	33	1x2350
L 30 W	2	QT-FIT 5/8 2x18-39	4052899927018	280x30x21	63	2x2350

Summary of lamp/ECG combinations

L 36 W

Lamp	Ip	ECG type	EAN	LxWxH	System wattage in W	Lamp luminous flux
L 36 W	1	QTi DALI 1x36 DIM	4050300870427	360x30x21	36	1x2700
L 36 W	2	QTi DALI 2x36 DIM	4050300870885	423x30x21	69	2x2700
L 36 W	1	QTi 1x36 DIM	4050300870625	360x30x21	36	1x3350
L 36 W	2	QTi 2x36 DIM	4050300870755	423x30x21	69	2x3350
L 36 W	1	QT 1x36 DIM	4008321645623	360x30x21	36	1x3350
L 36 W	2	QT 2x36 DIM	4008321645838	423x30x21	72.4	2x3350
L 36 W	1	QTi 1x14/24/21/39 GII	4008321383334	360x30x21	35	1x3350
L 36 W	2	QTi 2x14/24/21/39 GII	4008321383396	360x30x21	70	2x3200
L 36 W	1	QTP5 1x24-39	4008321329110	280x30x21	36	1x3200
L 36 W	2	QTP5 2x24-39	4008321329417	360x30x21	70	2x3200
L 36 W	1	QTP8 1x36	4008321131621	360x30x30	35	1x3200
L 36 W	2	QTP8 2x36	4008321131645	423x30x30	72	2x3200
L 36 W	1	QTP-OPTIMAL 1x18-40	4008321873743	280x30x21	36	1x3200
L 36 W	2	QTP-OPTIMAL 2x18-40	4008321873767	360x30x21	71	2x3200
L 36 W	1	QT-FIT 5/8 1x18-39	4008321873927	280x30x21	37	1x3200
L 36 W	2	QT-FIT 5/8 2x18-39	4008321873903	280x30x21	70	2x3200
L 36 W	1	QT-FIT8 1x36	4052899926967	280x30x28	36	1x3200
L 36 W	2	QT-FIT8 2x36	4052899926998	360x30x28	71	2x3200
L 36 W	3	QT-FIT8 3x36	4052899927094	280x40x28	105	3x3500
L 36 W	1	QTz8 1x36	4008321863287	150x40x28	36	1x3200
L 36 W	2	QTz8 2x36	4008321863324	210x40x30	71	2x3200
L 36 W	1	QTP-DL 1x36-40	4008321117908	239x30x28	38	1x3400
L 36 W	2	QTP-DL 2x36-40	4008321117922	280x40x28	80.5	2x3400
L 36 W	1	QTP-M 1x26-42	4008321329134	103x67x31	35	1x3350
L 36 W	2	QT-M 2x26-42/220-240 S	4008321110022	123x79x33	70	2x3200

L 36 W -1

Lamp	Ip	ECG type	EAN	LxWxH	System wattage in W	Lamp luminous flux
L 36 W -1	1	QTi DALI 1x36 DIM	4050300870427	360x30x21	36	1x2700
L 36 W -1	2	QTi DALI 2x36 DIM	4050300870885	423x30x21	69	2x2700
L 36 W -1	1	QTi 1x36 DIM	4050300870625	360x30x21	36	1x2700
L 36 W -1	2	QTi 2x36 DIM	4050300870755	423x30x21	69	2x2700
L 36 W -1	1	QTP8 1x58	4008321131669	360x30x30	40	1x3100
L 36 W -1	2	QTP8 2x58	4008321131683	423x30x30	83	2x3100
L 36 W -1	1	QTP-OPTIMAL 1x18-40	4008321873743	280x30x21	36	1x3100
L 36 W -1	2	QTP-OPTIMAL 2x18-40	4008321873767	360x30x21	71	2x3100
L 36 W -1	1	QTP-DL 1x36-40	4008321117908	239x30x28	31	1x2875
L 36 W -1	2	QTP-DL 2x36-40	4008321117922	280x40x28	60	2x2900

Summary of lamp/ECG combinations

L 36 W XT

Lamp	Ip	ECG type	EAN	LxWxH	System wattage in W	Lamp luminous flux
L 36 W XT	1	QTi DALI 1x36 DIM	4050300870427	360x30x21	36	1x3300
L 36 W XT	2	QTi DALI 2x36 DIM	4050300870885	423x30x21	37	2x3300
L 36 W XT	1	QTi 1x36 DIM	4050300870625	360x30x21	36	1x3300
L 36 W XT	2	QTi 2x36 DIM	4050300870755	423x30x21	37	2x3300
L 36 W XT	1	QTi 1x14/24/21/39 GII	4008321383334	360x30x21	35	1x3200
L 36 W XT	2	QTi 2x14/24/21/39 GII	4008321383396	360x30x21	70	2x3200
L 36 W XT	1	QTP8 1x36	4008321131621	360x30x30	35	1x3200
L 36 W XT	2	QTP8 2x36	4008321131645	423x30x30	72	2x3200
L 36 W XT	1	QTP-OPTIMAL 1x18-40	4008321873743	280x30x21	36	1x3200
L 36 W XT	2	QTP-OPTIMAL 2x18-40	4008321873767	360x30x21	71	2x3200
L 36 W XT	1	QT-FIT 5/8 1x18-39	4008321873927	280x30x21	16	1x3200
L 36 W XT	2	QT-FIT 5/8 2x18-39	4008321873903	280x30x21	70	2x3200
L 36 W XT	1	QT-FIT8 1x36	4008321294203	280x30x28	36	1x3200
L 36 W XT	2	QT-FIT8 2x36	4052899926998	360x30x28	71	2x3200
L 36 W XT	3	QT-FIT8 3x36	4008321512055	280x40x28	105	3x3500

L 36 W XXT

Lamp	Ip	ECG type	EAN	LxWxH	System wattage in W	Lamp luminous flux
L 36 W XXT	1	QTi DALI 1x36 DIM	4050300870427	360x30x21	36	1x3300
L 36 W XXT	2	QTi DALI 2x36 DIM	4050300870885	423x30x21	37	2x3300
L 36 W XXT	1	QTi 1x36 DIM	4050300870625	360x30x21	36	1x3300
L 36 W XXT	2	QTi 2x36 DIM	4050300870755	423x30x21	37	2x3300
L 36 W XXT	1	QTi 1x14/24/21/39 GII	4008321383334	360x30x21	35	1x3200
L 36 W XXT	2	QTi 2x14/24/21/39 GII	4008321383396	360x30x21	70	2x3200
L 36 W XXT	1	QTP8 1x36	4008321131621	360x30x30	35	1x3200
L 36 W XXT	2	QTP8 2x36	4008321131645	423x30x30	72	2x3200
L 36 W XXT	1	QTP-OPTIMAL 1x18-40	4008321873743	280x30x21	36	1x3200
L 36 W XXT	2	QTP-OPTIMAL 2x18-40	4008321873767	360x30x21	71	2x3200
L 36 W XXT	1	QT-FIT 5/8 1x18-39	4008321873927	280x30x21	37	1x3200
L 36 W XXT	2	QT-FIT 5/8 2x18-39	4008321873903	280x30x21	70	2x3200

L 38 W

Lamp	Ip	ECG type	EAN	LxWxH	System wattage in W	Lamp luminous flux
L 38 W	1	QTi DALI 1x36 DIM	4050300870427	360x30x21	36	1x3300
L 38 W	2	QTi DALI 2x36 DIM	4050300870885	423x30x21	69	2x3300
L 38 W	1	QTi 1x36 DIM	4050300870625	360x30x21	36	1x3300
L 38 W	2	QTi 2x36 DIM	4050300870755	423x30x21	69	2x3350
L 38 W	1	QTi 1x14/24/21/39 GII	4008321383334	360x30x21	35	1x3300
L 38 W	1	QTP8 1x36	4008321131621	360x30x30	35	1x3200
L 38 W	2	QTP8 2x36	4008321131645	423x30x30	70	2x3200

Summary of lamp/ECG combinations

L 58 W

Lamp	Ip	ECG type	EAN	LxWxH	System wattage in W	Lamp luminous flux
L 58 W	1	QTi DALI 1x58 DIM	4050300870823	360x30x21	56	1x5000
L 58 W	2	QTi DALI 2x58 DIM	4050300870847	423x30x21	108	2x5000
L 58 W	2	QTi 2x58 DIM	4050300870731	423x30x21	108	2x5000
L 58 W	1	QT 1x58 DIM	4008321645609	360x30x21	55.7	1x5000
L 58 W	2	QT 2x58 DIM	4008321645814	423x30x21	110	2x5000
L 58 W	1	QTi 1x28/54/35/49 GII	4008321383358	360x30x21	55	1x5000
L 58 W	2	QTi 2x28/54/35/49 GII	4008321383419	360x30x21	109	2x5000
L 58 W	1	QTP5 1x54	4008321329394	280x30x21	55	1x5000
L 58 W	2	QTP5 2x54	4008321329097	360x30x21	109	2x5000
L 58 W	1	QTP8 1x58	4008321131669	360x30x30	55	1x5000
L 58 W	2	QTP8 2x58	4008321131683	423x30x30	110	2x5000
L 58 W	1	QTP-OPTIMAL 1x54-58	4008321873729	280x30x21	54	1x5000
L 58 W	2	QTP-OPTIMAL 2x54-58	4008321880253	360x30x21	112	2x5000
L 58 W	1	QT-FIT 5/8 1x54-58	4008321873828	280x30x21	54	1x5000
L 58 W	2	QT-FIT 5/8 2x54-58	4052899927087	280x30x21	107	2x5000
L 58 W	1	QT-FIT8 1x58-70	4008321294227	280x30x28	54	1x5000
L 58 W	2	QT-FIT8 2x58	4008321294289	360x30x28	109	2x5000
L 58 W	2	QT-FIT8 2x58-70	4052899151932	360x30x28	109	2x5000

L 58 W XT

Lamp	Ip	ECG type	EAN	LxWxH	System wattage in W	Lamp luminous flux
L 58 W XT	1	QTi DALI 1x58 DIM	4050300870823	360x30x21	56	1x5000
L 58 W XT	2	QTi DALI 2x58 DIM	4050300870847	423x30x21	108	2x5000
L 58 W XT	2	QTi 2x58 DIM	4050300870731	423x30x21	108	2x5000
L 58 W XT	1	QTi 1x28/54/35/49 GII	4008321383358	360x30x21	55	1x5000
L 58 W XT	2	QTi 2x28/54/35/49 GII	4008321383419	360x30x21	109	2x5000
L 58 W XT	1	QTP8 1x36	4008321131621	360x30x30	55	1x5000
L 58 W XT	2	QTP8 2x36	4008321131645	423x30x30	110	2x5000
L 58 W XT	1	QTP-OPTIMAL 1x54-58	4008321873729	280x30x21	54	1x5000
L 58 W XT	2	QTP-OPTIMAL 2x54-58	4008321880253	360x30x21	112	2x5000
L 58 W XT	1	QT-FIT 5/8 1x54-58	4008321873828	280x30x21	54	1x5000
L 58 W XT	2	QT-FIT 5/8 2x54-58	4008321873842	280x30x21	107	2x5000
L 58 W XT	1	QT-FIT8 1x58-70	4008321294227	280x30x28	54	1x5000
L 58 W XT	2	QT-FIT8 2x58	4008321294289	360x30x28	109	2x5000
L 58 W XT	2	QT-FIT8 2x58-70	4052899151932	360x30x28	109	2x5000

L 58 W XXT

Lamp	Ip	ECG type	EAN	LxWxH	System wattage in W	Lamp luminous flux
L 58 W XXT	1	QTi DALI 1x58 DIM	4050300870823	360x30x21	56	1x5000
L 58 W XXT	2	QTi DALI 2x58 DIM	4050300870847	423x30x21	108	2x5000
L 58 W XXT	2	QTi 2x58 DIM	4050300870731	423X30X21	108	2x5000
L 58 W XXT	1	QTi 1x28/54/35/49 GII	4008321383358	360x30x21	55	1x5000
L 58 W XXT	2	QTi 2x28/54/35/49 GII	4008321383419	360x30x21	109	2x5000
L 58 W XXT	1	QTP8 1x36	4008321131621	360x30x30	55	1x5000
L 58 W XXT	2	QTP8 2x36	4008321131645	423x30x30	110	2x5000
L 58 W XXT	1	QTP-OPTIMAL 1x54-58	4008321873729	280x30x21	54	1x5000
L 58 W XXT	2	QTP-OPTIMAL 2x54-58	4008321880253	360x30x21	112	2x5000
L 58 W XXT	1	QT-FIT 5/8 1x54-58	4052899927063	280x30x21	54	1x5000
L 58 W XXT	2	QT-FIT 5/8 2x54-58	4052899927087	280x30x21	107	2x5000

Summary of lamp/ECG combinations

L 70 W

Lamp	Ip	ECG type	EAN	LxWxH	System wattage in W	Lamp luminous flux
L 70 W	1	QTi DALI 1x21/39 DIM	4050300870366	360x30x21	70	1x6200
L 70 W	2	QTi DALI 2x21/39 DIM	4050300870489	423x30x21	128	2x6200
L 70 W	1	QTi 1x21/39 DIM	4050300870564	360x30x21	65.5	1x6200
L 70 W	2	QTi 2x21/39 DIM	4050300870694	423x30x21	128	2x6200
L 70 W	1	QT-FIT8 1x58-70	4052899926974	280x30x28	62	1x5900
L 70 W	2	QT-FIT8 2x58-70	4052899151932	360x30x28	124	2x5900

L 16 W ES

Lamp	Ip	ECG type	EAN	LxWxH	System wattage in W	Lamp luminous flux
L 16 W ES	1	QTP-OPTIMAL 1x18-40	4008321873743	280x30x21	18	1x1100
L 16 W ES	2	QTP-OPTIMAL 2x18-40	4008321873767	360x30x21	33	2x1100
L 16 W ES	1	QT-FIT 5/8 1x18-39	4052899141704	280x30x21	18	1x1100
L 16 W ES	2	QT-FIT 5/8 2x18-39	4008321873903	280x30x21	33	2x1100
L 16 W ES	1	QT-FIT8 1x18	4008321294180	280x30x28	17.2	1x1100
L 16 W ES	2	QT-FIT8 2x18	4008321294241	360x30x28	32.4	2x1100
L 16 W ES	3	QT-FIT8 3x18, (4x18)	4008321691415	280x40x28	47.1	3x1100
L 16 W ES	4	QT-FIT8 (3x18), 4x18	4008321691415	280x40x28	21.2	4x1100

L 32 W ES

Lamp	Ip	ECG type	EAN	LxWxH	System wattage in W	Lamp luminous flux
L 32 W ES	1	QTP-OPTIMAL 1x18-40	4008321873743	280x30x21	36	1x2500
L 32 W ES	2	QTP-OPTIMAL 2x18-40	4008321873767	360x30x21	71	2x2500
L 32 W ES	1	QT-FIT8 1x36	4008321294203	280x30x28	32	1x2500
L 32 W ES	2	QT-FIT8 2x36	4008321294265	360x30x28	64	2x2500
L 32 W ES	3	QT-FIT8 3x36	4052899927094	280x40x28	100	3x2500

L 51 W ES

Lamp	Ip	ECG type	EAN	LxWxH	System wattage in W	Lamp luminous flux
L 51 W ES	1	QT-FIT8 1x58-70	4008321294227	280x30x28	50	1x4200
L 51 W ES	2	QT-FIT8 2x58	4008321294289	360x30x28	96	2x4200
L 51 W ES	2	QT-FIT8 2x58-70	4052899151932	360x30x28	96	2x4200

L 22 W C

Lamp	Ip	ECG type	EAN	LxWxH	System wattage in W	Lamp luminous flux
L 22 W C	1	QT-ECO 1x18-24/220-240 S	4050300638560	80x40x22	20	1x1250
L 22 W C	1	QT-ECO 1x18-24/220-240 L	4050300660417	150x22x22	20	1x1250

L 32 W C

Lamp	Ip	ECG type	EAN	LxWxH	System wattage in W	Lamp luminous flux
L 32 W C	1	QTi DALI 1x36 DIM	4050300870427	360x30x21	36	1x2300
L 32 W C	2	QTi DALI 2x36 DIM	4050300870885	423x30x21	69	2x2300
L 32 W C	1	QTi 1x36 DIM	4050300870625	360x30x21	36	1x2300
L 32 W C	2	QTi 2x36 DIM	4050300870755	423x30x21	69	2x2300
L 32 W C	1	QTP8 1x36	4008321131621	360x30x30	34	1x2050

Summary of lamp/ECG combinations

DULUX L 18 W

Lamp	Ip	ECG type	EAN	LxWxH	System wattage in W	Lamp luminous flux
DULUX L 18 W	1	QTi DALI 1x18 DIM	4050300870403	360x30x21	18	1x1200
DULUX L 18 W	2	QTi DALI 2x18 DIM	4050300870526	423x30x21	37	2x1200
DULUX L 18 W	3	QTi DALI 3x18 DIM	4008321069979	360x40x21	53.6	3x1200
DULUX L 18 W	4	QTi DALI 4x18 DIM	4008321070050	360x40x21	69.3	4x1200
DULUX L 18 W	1	QTi 1x18 DIM	4050300870601	360x30x21	19	1x1200
DULUX L 18 W	2	QTi 2x18 DIM	4050300870960	423x30x21	37	2x1200
DULUX L 18 W	3	QTi 3x18 DIM	4008321069931	360x40x21	53.6	3x1200
DULUX L 18 W	4	QTi 4x18 DIM	4008321070012	360x40x21	69.3	4x1200
DULUX L 18 W	1	QT 1x18 DIM	4008321645647	360x30x21	18.9	1x1350
DULUX L 18 W	2	QT 2x18 DIM	4008321645852	423x30x21	37.7	2x1350
DULUX L 18 W	1	QTP-OPTIMAL 1x18-40	4008321873743	280x30x21	19	1x1150
DULUX L 18 W	2	QTP-OPTIMAL 2x18-40	4008321873767	360x30x21	36	2x1150
DULUX L 18 W	1	QTP-DL 1x18-24	4008321117861	239x30x28	18	1x1200
DULUX L 18 W	2	QTP-DL 2x18-24	4008321117885	239x40x28	36	2x1200
DULUX L 18 W	1	QTP-M 1x26-42	4008321329134	103x67x31	18	1x1150
DULUX L 18 W	2	QTP-M 2x26-32	4008321329158	123x79x33	36	2x1150
DULUX L 18 W	1	QT-ECO 1x18-24/220-240 S	4050300638560	80x40x22	18	1x1200
DULUX L 18 W	1	QT-ECO 1x18-24/220-240 L	4050300660417	150x22x22	18	1x1200

DULUX L 18 W XT

Lamp	Ip	ECG type	EAN	LxWxH	System wattage in W	Lamp luminous flux
DULUX L 18 W XT	1	QTP-OPTIMAL 1x18-40	4008321873743	280x30x21	19	1x1150
DULUX L 18 W XT	2	QTP-OPTIMAL 2x18-40	4008321873767	360x30x21	36	2x1150
DULUX L 18 W XT	1	QTP-DL 1x18-24	4008321117861	239x30x28	18	1x1200
DULUX L 18 W XT	2	QTP-DL 2x18-24	4008321117885	239x40x28	36	2x1200
DULUX L 18 W XT	1	QTP-M 1x26-42	4008321329134	103x67x31	18	1x1150
DULUX L 18 W XT	2	QTP-M 2x26-32	4008321329158	123x79x33	36	2x1150

DULUX L 24 W

Lamp	Ip	ECG type	EAN	LxWxH	System wattage in W	Lamp luminous flux
DULUX L 24 W	1	QTi DALI 1x14/24 DIM	4050300870380	360x30x21	25	1x1600
DULUX L 24 W	2	QTi DALI 2x14/24 DIM	4050300870861	423x30x21	49	2x1800
DULUX L 24 W	3	QTi DALI 3x14/24 DIM	4008321069955	360x40x21	73	3x1800
DULUX L 24 W	4	QTi DALI 4x14/24 DIM	4008321070036	360x40x21	98	4x1800
DULUX L 24 W	1	QTi DALI-T/E 1x18-57 DIM	4008321060808	123x79x33	26	1x1200
DULUX L 24 W	2	QTi DALI-T/E 2x18-42 DIM	4008321060822	123x79x33	51	2x1200
DULUX L 24 W	1	QTi 1x14/24 DIM	4050300870922	360x30x21	25	1x1800
DULUX L 24 W	2	QTi 2x14/24 DIM	4050300870946	423x30x21	49	2x1800
DULUX L 24 W	3	QTi 3x14/24 DIM	4008321069719	360x40x21	73	3x1800
DULUX L 24 W	4	QTi 4x14/24 DIM	4008321069993	360x40x21	98	4x1800
DULUX L 24 W	1	QTP-OPTIMAL 1x18-40	4008321873743	280x30x21	27	1x1750
DULUX L 24 W	2	QTP-OPTIMAL 2x18-40	4008321873767	360x30x21	53	2x1750
DULUX L 24 W	1	QTP-DL 1x18-24	4008321117861	239x30x28	26	1x1800
DULUX L 24 W	2	QTP-DL 2x18-24	4008321117885	239x40x28	49	2x1800
DULUX L 24 W	1	QTP-M 1x26-42	4008321329134	103x67x31	25	1x1750
DULUX L 24 W	2	QTP-M 2x26-32	4008321329158	123x79x33	48	2x1750
DULUX L 24 W	2	QT-M 2x26-42/220-240 S	4008321110022	123x79x33	54	2x1750
DULUX L 24 W	1	QT-ECO 1x18-24/220-240 S	4050300638560	80x40x22	22.5	1x1600
DULUX L 24 W	1	QT-ECO 1x18-24/220-240 L	4050300660417	150x22x22	22.5	1x1600

Summary of lamp/ECG combinations

DULUX L 24 W XT

Lamp	Ip	ECG type	EAN	LxWxH	System wattage in W	Lamp luminous flux
DULUX L 24 W XT	1	QTP-OPTIMAL 1x18-40	4008321873743	280x30x21	27	1x1750
DULUX L 24 W XT	2	QTP-OPTIMAL 2x18-40	4008321873767	360x30x21	53	2x1750
DULUX L 24 W XT	1	QTP-DL 1x18-24	4008321117861	239x30x28	26	1x1800
DULUX L 24 W XT	2	QTP-DL 2x18-24	4008321117885	239x40x28	49	2x1800
DULUX L 24 W XT	1	QTP-M 1x26-42	4008321329134	103x67x31	25	1x1750
DULUX L 24 W XT	2	QTP-M 2x26-32	4008321329158	123x79x33	48	2x1750
DULUX L 24 W XT	2	QT-M 2x26-42/220-240 S	4008321110022	123x79x33	54	2x1750

DULUX L 36 W

Lamp	Ip	ECG type	EAN	LxWxH	System wattage in W	Lamp luminous flux
DULUX L 36 W	1	QTi DALI 1x36 DIM	4050300870427	360x30x21	36	1x2900
DULUX L 36 W	2	QTi DALI 2x36 DIM	4050300870885	423x30x21	69	2x2900
DULUX L 36 W	1	QTi 1x36 DIM	4050300870625	360x30x21	36	1x2900
DULUX L 36 W	2	QTi 2x36 DIM	4050300870755	432x30c21	69	2x2900
DULUX L 36 W	1	QT 1x36 DIM	4008321645623	360x30x21	36	1x3350
DULUX L 36 W	2	QT 2x36 DIM	4008321645838	423x30x21	72.4	2x3350
DULUX L 36 W	1	QTi 1x14/24/21/39 GII	4008321383334	360x30x21	34	1x2750
DULUX L 36 W	2	QTi 2x14/24/21/39 GII	4008321383396	360x30x21	68	2x2800
DULUX L 36 W	1	QTP-OPTIMAL 1x18-40	4008321873743	280x30x21	35	1x2800
DULUX L 36 W	2	QTP-OPTIMAL 2x18-40	4008321873767	360x30x21	70	2x2800
DULUX L 36 W	1	QTP-DL 1x36-40	4008321117908	239x30x28	35	1x2900
DULUX L 36 W	2	QTP-DL 2x36-40	4008321117922	280x40x28	68	2x2900
DULUX L 36 W	1	QTP-M 1x26-42	4008321329134	103x67x31	35	1x2800
DULUX L 36 W	2	QTP-M 2x26-32	4008321329158	123x79x33	68	2x2800
DULUX L 36 W	2	QT-M 2x26-42/220-240 S	4008321110022	123x79x33	70	2x2800

DULUX L 36 W XT

Lamp	Ip	ECG type	EAN	LxWxH	System wattage in W	Lamp luminous flux
DULUX L 36 W XT	1	QTi DALI 1x36 DIM	4050300870427	360x30x21	36	1x2900
DULUX L 36 W XT	2	QTi DALI 2x36 DIM	4050300870885	423x30x21	69	2x2900
DULUX L 36 W XT	1	QTi 1x36 DIM	4050300870625	360x30x21	36	1x2900
DULUX L 36 W XT	2	QTi 2x36 DIM	4050300870755	423x30x21	69	2x2900
DULUX L 36 W XT	1	QTi 1x14/24/21/39 GII	4008321383334	360x30x21	34	1x2750
DULUX L 36 W XT	2	QTi 2x14/24/21/39 GII	4008321383396	360x30x21	68	2x2800
DULUX L 36 W XT	1	QTP-OPTIMAL 1x18-40	4008321873743	280x30x21	35	1x2800
DULUX L 36 W XT	2	QTP-OPTIMAL 2x18-40	4008321873767	360x30x21	70	2x2800
DULUX L 36 W XT	1	QTP-DL 1x36-40	4008321117908	239x30x28	35	1x2900
DULUX L 36 W XT	2	QTP-DL 2x36-40	4008321117922	280x40x28	68	2x2900
DULUX L 36 W XT	1	QTP-M 1x26-42	4008321329134	103x67x31	35	1x2800
DULUX L 36 W XT	2	QTP-M 2x26-32	4008321329158	123x79x33	68	2x2800
DULUX L 36 W XT	2	QT-M 2x26-42/220-240 S	4008321110022	123x79x33	70	2x2800

Summary of lamp/ECG combinations

DULUX L 40 W

Lamp	Ip	ECG type	EAN	LxWxH	System wattage in W	Lamp luminous flux
DULUX L 40 W	1	QTi DALI 1x21/39 DIM	4050300870366	360x30x21	41.8	1x3500
DULUX L 40 W	2	QTi DALI 2x21/39 DIM	4050300870489	423x30x21	82	2x3500
DULUX L 40 W	1	QTi DALI-T/E 1x18-57 DIM	4008321060808	123x79x33	45	1x3500
DULUX L 40 W	2	QTi DALI-T/E 2x18-42 DIM	4008321060822	123x79x33	87	2x3500
DULUX L 40 W	1	QTi 1x21/39 DIM	4050300870564	360x30x21	41.8	1x3500
DULUX L 40 W	2	QTi 2x21/39 DIM	4050300870694	423x30x21	82	2x3500
DULUX L 40 W	1	QTi 1x14/24/21/39 GII	4008321383334	360x30x21	44	1x3500
DULUX L 40 W	2	QTi 2x14/24/21/39 GII	4008321383396	360x30x21	86	2x3500
DULUX L 40 W	1	QTP-OPTIMAL 1x18-40	4008321873743	280x30x21	44	1x3500
DULUX L 40 W	2	QTP-OPTIMAL 2x18-40	4008321873767	360x30x21	88	2x3500
DULUX L 40 W	1	QTP-DL 1x36-40	4008321117908	239x30x28	45	1x3600
DULUX L 40 W	2	QTP-DL 2x36-40	4008321117922	280x40x28	90	2x3650
DULUX L 40 W	1	QTP-M 1x26-42	4008321329134	103x67x31	43	1x3500

DULUX L 40 W CONSTANT

Lamp	Ip	ECG type	EAN	LxWxH	System wattage in W	Lamp luminous flux
DULUX L 40 W CONSTANT	1	QTi DALI 1x21/39 DIM	4050300870366	360x30x21	41.8	1x3500
DULUX L 40 W CONSTANT	2	QTi DALI 2x21/39 DIM	4050300870489	423x30x21	82	2x3500
DULUX L 40 W CONSTANT	1	QTi 1x21/39 DIM	4050300870564	360x30x21	41.8	1x3500
DULUX L 40 W CONSTANT	2	QTi 2x21/39 DIM	4050300870694	423x30x21	82	2x3500
DULUX L 40 W CONSTANT	1	QTi 1x14/24/21/39 GII	4008321383334	360x30x21	44	1x3500
DULUX L 40 W CONSTANT	2	QTi 2x14/24/21/39 GII	4008321383396	360x30x21	86	2x3500
DULUX L 40 W CONSTANT	1	QTP-OPTIMAL 1x18-40	4008321873743	280x30x21	44	1x3500
DULUX L 40 W CONSTANT	2	QTP-OPTIMAL 2x18-40	4008321873767	360x30x21	88	2x3500
DULUX L 40 W CONSTANT	1	QTP-DL 1x36-40	4008321117908	239x30x28	45	1x3600
DULUX L 40 W CONSTANT	2	QTP-DL 2x36-40	4008321117922	280x40x28	90	2x3650
DULUX L 40 W CONSTANT	1	QTP-M 1x26-42	4008321329134	103x67x31	43	1x3500

DULUX L 55 W

Lamp	Ip	ECG type	EAN	LxWxH	System wattage in W	Lamp luminous flux
DULUX L 55 W	1	QTi DALI 1x28/54 DIM	4050300870809	360x30x21	59	1x4800
DULUX L 55 W	2	QTi DALI 2x28/54 DIM	4050300870502	423x30x21	115	2x4800
DULUX L 55 W	1	QTi 1x28/54 DIM	4050300870588	360x30x21	59	1x4800
DULUX L 55 W	2	QTi 2x28/54 DIM	4050300870717	423x30x21	115	2x4800
DULUX L 55 W	1	QTi 1x35/49/80 GII	4008321383372	360x30x21	59	1x4800
DULUX L 55 W	2	QTi 2x35/49/80 GII	4008321658951	424x30x21	119	2x4800
DULUX L 55 W	1	QTP5 1x54	4008321329394	280x30x21	55	1x4500
DULUX L 55 W	2	QTP5 2x54	4008321329097	360x30x21	107	2x4500
DULUX L 55 W	2	QT-FQ 2x80	4050300825564	424x30x21	122	2x4800
DULUX L 55 W	1	QTP-OPTIMAL 1x54-58	4008321873729	280x30x21	50	1x4800
DULUX L 55 W	2	QTP-OPTIMAL 2x54-58	4008321880253	360x30x21	110	2x4800
DULUX L 55 W	1	QTP-DL 1x55 GII	4008321390158	280x30x21	59	1x4800
DULUX L 55 W	2	QTP-DL 2x55 GII	4008321390172	360x30x21	116	2x4800
DULUX L 55 W	1	QTP-FC 1x55	4008321537041	103x67x31	59	1x4800

Summary of lamp/ECG combinations

DULUX L 55 W CONSTANT

Lamp	Ip	ECG type	EAN	LxWxH	System wattage in W	Lamp luminous flux
DULUX L 55 W CONSTANT	1	QTi DALI 1x28/54 DIM	4050300870809	360x30x21	59	1x4800
DULUX L 55 W CONSTANT	2	QTi DALI 2x28/54 DIM	4050300870502	423x30x21	115	2x4800
DULUX L 55 W CONSTANT	1	QTi 1x28/54 DIM	4050300870588	360x30x21	59	1x4800
DULUX L 55 W CONSTANT	2	QTi 2x28/54 DIM	4050300870717	423x30x21	115	2x4800
DULUX L 55 W CONSTANT	1	QTi 1x35/49/80 GII	4008321383372	360x30x21	59	1x4800
DULUX L 55 W CONSTANT	2	QTi 2x35/49/80 GII	4008321658951	424x30x21	119	2x4800
DULUX L 55 W CONSTANT	1	QTP5 1x54	4008321329394	280x30x21	55	1x4500
DULUX L 55 W CONSTANT	2	QTP5 2x54	4008321329097	360x30x21	107	2x4500
DULUX L 55 W CONSTANT	2	QT-FQ 2x80	4050300825564	424x30x21	122	2x4800
DULUX L 55 W CONSTANT	1	QTP-OPTIMAL 1x54-58	4008321873729	280x30x21	50	1x4800
DULUX L 55 W CONSTANT	2	QTP-OPTIMAL 2x54-58	4008321880253	360x30x21	110	2x4800
DULUX L 55 W CONSTANT	1	QTP-DL 1x55 GII	4008321390158	280x30x21	59	1x4800
DULUX L 55 W CONSTANT	2	QTP-DL 2x55 GII	4008321390172	360x30x21	116	2x4800
DULUX L 55 W CONSTANT	1	QTP-FC 1x55	4008321537041	103x67x31	59	1x4800

DULUX L 55 W XT

Lamp	Ip	ECG type	EAN	LxWxH	System wattage in W	Lamp luminous flux
DULUX L 55 W XT	1	QTi DALI 1x28/54 DIM	4050300870809	360x30x21	59	1x4800
DULUX L 55 W XT	2	QTi DALI 2x28/54 DIM	4050300870502	423x30x21	115	2x4800
DULUX L 55 W XT	1	QTi 1x28/54 DIM	4050300870588	360x30x21	59	1x4800
DULUX L 55 W XT	1	QTi 1x35/49/80 GII	4008321383372	360x30x21	59	1x4800
DULUX L 55 W XT	2	QTi 2x35/49/80 GII	4008321658951	424x30x21	119	2x4800
DULUX L 55 W XT	1	QTP5 1x54	4008321329394	280x30x21	55	1x4500
DULUX L 55 W XT	2	QTP5 2x54	4008321329097	360x30x21	107	2x4500
DULUX L 55 W XT	2	QT-FQ 2x80	4050300825564	424x30x21	122	2x4800
DULUX L 55 W XT	1	QTP-OPTIMAL 1x54-58	4008321873729	280x30x21	50	1x4800
DULUX L 55 W XT	2	QTP-OPTIMAL 2x54-58	4008321880253	360x30x21	110	2x4800
DULUX L 55 W XT	1	QTP-DL 1x55 GII	4008321390158	280x30x21	59	1x4800
DULUX L 55 W XT	2	QTP-DL 2x55 GII	4008321390172	360x30x21	116	2x4800
DULUX L 55 W XT	1	QTP-FC 1x55	4008321537041	103x67x31	59	1x4800

DULUX L 80 W

Lamp	Ip	ECG type	EAN	LxWxH	System wattage in W	Lamp luminous flux
DULUX L 80 W	1	QTi DALI 1x35/49/80 DIM	4050300870342	360x30x21	88	1x6000
DULUX L 80 W	2	QTi DALI 2x35/49/80 DIM	4050300870441	423x30x21	165	2x6000
DULUX L 80 W	1	QTi 1x35/49/80 DIM	4050300870540	360x30x21	88	1x6000
DULUX L 80 W	2	QTi 2x35/49/80 DIM	4050300870984	423x30x21	165	2x6000
DULUX L 80 W	1	QT 1x80 DIM	4008321640314	360x30x21	82	1x6150
DULUX L 80 W	2	QT 2x80 DIM	4008321640413	423x30x21	163.2	2x6150
DULUX L 80 W	1	QTi 1x35/49/80 GII	4008321383372	360x30x21	85	1x6000
DULUX L 80 W	2	QTi 2x35/49/80 GII	4008321658951	424x30x21	167	2x6000
DULUX L 80 W	1	QTP5 1x80	4008321329059	360x30x21	86	1x6000
DULUX L 80 W	2	QT-FQ 2x80	4050300825564	424x30x21	175	2x6150

Summary of lamp/ECG combinations

DULUX L 80 W CONSTANT

Lamp	Ip	ECG type	EAN	LxWxH	System wattage in W	Lamp luminous flux
DULUX L 80 W CONSTANT	1	QTi DALI 1x35/49/80 DIM	4050300870342	360x30x21	88	1x6000
DULUX L 80 W CONSTANT	2	QTi DALI 2x35/49/80 DIM	4050300870441	423x30x21	165	2x6000
DULUX L 80 W CONSTANT	1	QTi 1x35/49/80 DIM	4050300870540	360x30x21	88	1x6000
DULUX L 80 W CONSTANT	2	QTi 2x35/49/80 DIM	4050300870984	423x30x21	165	2x6000
DULUX L 80 W CONSTANT	1	QT 1x80 DIM	4008321640314	360x30x21	82	1x6150
DULUX L 80 W CONSTANT	2	QT 2x80 DIM	4008321640413	423x30x21	163.2	2x6150
DULUX L 80 W CONSTANT	1	QTi 1x35/49/80 GII	4008321383372	360x30x21	85	1x6000
DULUX L 80 W CONSTANT	2	QTi 2x35/49/80 GII	4008321658951	424x30x21	167	2x6000
DULUX L 80 W CONSTANT	1	QTP5 1x80	4008321329059	360x30x21	86	1x6000
DULUX L 80 W CONSTANT	2	QT-FQ 2x80	4050300825564	424x30x21	175	2x6150

DULUX L 16 W HE

Lamp	Ip	ECG type	EAN	LxWxH	System wattage in W	Lamp luminous flux
DULUX L 16 W HE	1	QTi 1x28/54/35/49 GII	4008321383358	360x30x21	18	1x1500
DULUX L 16 W HE	2	QTi 2x28/54/35/49 GII	4008321383419	360x30x21	35	2x1500
DULUX L 16 W HE	1	QTP5 1x14-35	4008321329035	280x30x21	17.5	1x1500
DULUX L 16 W HE	2	QTP5 2x14-35	4008321329073	360x30x21	34	2x1500

DULUX L 22 W HE

Lamp	Ip	ECG type	EAN	LxWxH	System wattage in W	Lamp luminous flux
DULUX L 22 W HE	1	QTi DALI 1x21/39 DIM	4050300870366	360x30x21	23.1	1x2000
DULUX L 22 W HE	2	QTi DALI 2x21/39 DIM	4050300870489	423x30x21	45	2x2000
DULUX L 22 W HE	1	QTi 1x21/39 DIM	4050300870564	360x30x21	23.1	1x2000
DULUX L 22 W HE	2	QTi 2x21/39 DIM	4050300870694	423x30x21	45	2x2000
DULUX L 22 W HE	1	QTi 1x28/54/35/49 GII	4008321383358	360x30x21	25	1x2200
DULUX L 22 W HE	2	QTi 2x28/54/35/49 GII	4008321383419	360x30x21	49	2x2200
DULUX L 22 W HE	2	QTP5 2x14-35	4008321329073	360x30x21	48	2x2055
DULUX L 22 W HE	1	QTP5 1x14-35	4008321329035	280x30x21	24	1x2055

DULUX L 26 W HE

Lamp	Ip	ECG type	EAN	LxWxH	System wattage in W	Lamp luminous flux
DULUX L 26 W HE	1	QTi DALI 1x28/54 DIM	4050300870809	360x30x21	30.1	1x2700
DULUX L 26 W HE	2	QTi DALI 2x28/54 DIM	4050300870502	423x30x21	60.2	2x2700
DULUX L 26 W HE	1	QTi 1x28/54 DIM	4050300870588	360x30x21	30.1	1x2700
DULUX L 26 W HE	2	QTi 2x28/54 DIM	4050300870717	423x30x21	60.2	2x2700
DULUX L 26 W HE	1	QT 1x28 DIM	4008321640390	360x30x21	30.8	1x2600
DULUX L 26 W HE	2	QT 2x28 DIM	4008321640499	423x30x21	59.8	2x2600
DULUX L 26 W HE	1	QTi 1x28/54/35/49 GII	4008321383358	360x30x21	30	1x2600
DULUX L 26 W HE	1	QTi 1x35/49/80 GII	4008321383372	360x30x21	30	1x2600
DULUX L 26 W HE	2	QTi 2x28/54/35/49 GII	4008321383419	360x30x21	58	2x2600
DULUX L 26 W HE	2	QTi 2x35/49/80 GII	4008321658951	424x30x21	61	2x2700
DULUX L 26 W HE	1	QTP5 1x14-35	4008321329035	280x30x21	29	1x2470
DULUX L 26 W HE	2	QTP5 2x14-35	4008321329073	360x30x21	57	2x2470

Summary of lamp/ECG combinations

DULUX L 28 W HE

Lamp	Ip	ECG type	EAN	LxWxH	System wattage in W	Lamp luminous flux
DULUX L 28 W HE	1	QTi DALI 1x28/54 DIM	4050300870809	360x30x21	30.1	1x2700
DULUX L 28 W HE	2	QTi DALI 2x28/54 DIM	4050300870502	423x30x21	60.2	2x2700
DULUX L 28 W HE	1	QTi 1x28/54 DIM	4050300870588	360x30x21	30.1	1x2800
DULUX L 28 W HE	2	QTi 2x28/54 DIM	4050300870717	423x30x21	60.2	2x2800
DULUX L 28 W HE	1	QT 1x28 DIM	4008321640390	360x30x21	30.8	1x2600
DULUX L 28 W HE	2	QT 2x28 DIM	4008321640499	423x30x21	59.8	2x2600
DULUX L 28 W HE	1	QTi 1x28/54/35/49 GII	4008321383358	360x30x21	31	1x2700
DULUX L 28 W HE	1	QTi 1x35/49/80 GII	4008321383372	360x30x21	31	1x2700
DULUX L 28 W HE	2	QTi 2x14/24/21/39 GII	4008321383396	360x30x21	60	2x2750
DULUX L 28 W HE	2	QTi 2x28/54/35/49 GII	4008321383419	360x30x21	60	2x2700
DULUX L 28 W HE	2	QTi 2x35/49/80 GII	4008321658951	424x30x21	59	2x2650
DULUX L 28 W HE	1	QTP5 1x14-35	4008321329035	280x30x21	28.5	1x2550
DULUX L 28 W HE	2	QTP5 2x14-35	4008321329073	360x30x21	56	2x2525

DULUX F 18 W

Lamp	Ip	ECG type	EAN	LxWxH	System wattage in W	Lamp luminous flux
DULUX F 18 W	1	QTi DALI 1x18 DIM	4050300870403	360x30x21	18	1x1100
DULUX F 18 W	2	QTi DALI 2x18 DIM	4050300870526	423x30x21	37	2x1100
DULUX F 18 W	3	QTi DALI 3x18 DIM	4008321069979	360x40x21	53.6	3x1100
DULUX F 18 W	4	QTi DALI 4x18 DIM	4008321070050	360x40x21	69.3	4x1100
DULUX F 18 W	1	QTi 1x18 DIM	4050300870601	360x30x21	18	1x1100
DULUX F 18 W	2	QTi 2x18 DIM	4050300870960	423x30x21	37	2x1100
DULUX F 18 W	3	QTi 3x18 DIM	4008321069931	360x40x21	53.6	3x1100
DULUX F 18 W	4	QTi 4x18 DIM	4008321070012	360x40x21	69.3	4x1100
DULUX F 18 W	1	QTP-OPTIMAL 1x18-40	4008321873743	280x30x21	18	1x1050
DULUX F 18 W	2	QTP-OPTIMAL 2x18-40	4008321873767	360x30x21	33	2x1050
DULUX F 18 W	1	QTP-DL 1x18-24	4008321117861	239x30x28	18	1x1100
DULUX F 18 W	2	QTP-DL 2x18-24	4008321117885	239x40x28	36	2x1100
DULUX F 18 W	1	QTP-M 1x26-42	4008321329134	103x67x31	19	1x1050
DULUX F 18 W	2	QTP-M 2x26-32	4008321329158	123x79x33	36	2x1050
DULUX F 18 W	1	QT-ECO 1x18-24/220-240 S	4050300638560	80x40x22	18	1x1000
DULUX F 18 W	1	QT-ECO 1x18-24/220-240 L	4050300660417	150x22x22	18	1x1000

Summary of lamp/ECG combinations

DULUX F 24 W

Lamp	Ip	ECG type	EAN	LxWxH	System wattage in W	Lamp luminous flux
DULUX F 24 W	1	QTi DALI 1x14/24 DIM	4050300870380	360x30x21	25	1x1700
DULUX F 24 W	2	QTi DALI 2x14/24 DIM	4050300870861	423x30x21	49	2x1700
DULUX F 24 W	3	QTi DALI 3x14/24 DIM	4008321069955	360x40x21	73.4	3x1700
DULUX F 24 W	4	QTi DALI 4x14/24 DIM	4008321070036	360x40x21	97.6	4x1700
DULUX F 24 W	1	QTi 1x14/24 DIM	4050300870922	360x30x21	25	1x1700
DULUX F 24 W	2	QTi 2x14/24 DIM	4050300870946	423x30x21	49	2x1700
DULUX F 24 W	3	QTi 3x14/24 DIM	4008321069719	360x40x21	74	3x1700
DULUX F 24 W	4	QTi 4x14/24 DIM	4008321069993	360x40x21	97.6	4x1800
DULUX F 24 W	1	QTP-OPTIMAL 1x18-40	4008321873743	280x30x21	25	1x1650
DULUX F 24 W	2	QTP-OPTIMAL 2x18-40	4008321873767	360x30x21	50	2x1650
DULUX F 24 W	1	QTP-DL 1x18-24	4008321117861	239x30x28	26	1x1700
DULUX F 24 W	2	QTP-DL 2x18-24	4008321117885	239x40x28	49	2x1700
DULUX F 24 W	1	QTP-M 1x26-42	4008321329134	103x67x31	25	1x1650
DULUX F 24 W	2	QTP-M 2x26-32	4008321329158	123x79x33	48	2x1650
DULUX F 24 W	2	QT-M 2x26-42/220-240 S	4008321110022	123x79x33	54	2x1700
DULUX F 24 W	1	QT-ECO 1x18-24/220-240 S	4050300638560	80x40x22	22.5	1x1500
DULUX F 24 W	1	QT-ECO 1x18-24/220-240 L	4050300660417	150x22x22	22.5	1x1500

DULUX F 36 W

Lamp	Ip	ECG type	EAN	LxWxH	System wattage in W	Lamp luminous flux
DULUX F 36 W	1	QTi DALI 1x36 DIM	4050300870427	360x30x21	36	1x2900
DULUX F 36 W	2	QTi DALI 2x36 DIM	4050300870885	423x30x21	69	2x2900
DULUX F 36 W	1	QTi 1x36 DIM	4050300870625	360x30x21	36	1x2900
DULUX F 36 W	2	QTi 2x36 DIM	4050300870755	423x30x21	69	2x2900
DULUX F 36 W	1	QTi 1x14/24/21/39 GII	4008321383334	360x30x21	34	1x2750
DULUX F 36 W	2	QTi 2x14/24/21/39 GII	4008321383396	360x30x21	66	2x2800
DULUX F 36 W	1	QTP-OPTIMAL 1x18-40	4008321873743	280x30x21	34	1x2700
DULUX F 36 W	2	QTP-OPTIMAL 2x18-40	4008321873767	360x30x21	67	2x2700
DULUX F 36 W	1	QTP-DL 1x36-40	4008321117908	239x30x28	35	1x2800
DULUX F 36 W	2	QTP-DL 2x36-40	4008321117922	280x40x28	68	2x2800
DULUX F 36 W	1	QTP-M 1x26-42	4008321329134	103x67x31	35	1x2700
DULUX F 36 W	2	QTP-M 2x26-32	4008321329158	123x79x33	68	2x2700
DULUX F 36 W	2	QT-M 2x26-42/220-240 S	4008321110022	123x79x33	70	2x2700

DULUX S/E 7 W

Lamp	Ip	ECG type	EAN	LxWxH	System wattage in W	Lamp luminous flux
DULUX S/E 7 W	1	QT-ECO 1x4-16/220-240 S	4050300638584	80x40x22	9	1x400
DULUX S/E 7 W	1	QT-ECO 1x4-16/220-240 L	4050300660370	150x22x22	9	1x400
DULUX S/E 7 W	2	QT-ECO 2x5-11/220-240 S	4050300821504	80x40x22	15	2x400

DULUX S/E 9 W

Lamp	Ip	ECG type	EAN	LxWxH	System wattage in W	Lamp luminous flux
DULUX S/E 9 W	1	QTP-D/E 1x10-13	4008321181572	93x58x29	9.5	1x600
DULUX S/E 9 W	2	QTP-D/E 2x10-13	4008321181596	123x79x33	18	2x600
DULUX S/E 9 W	1	QT-ECO 1x4-16/220-240 S	4050300638584	80x40x22	10	1x600
DULUX S/E 9 W	1	QT-ECO 1x4-16/220-240 L	4050300660370	150x22x22	10	1x600
DULUX S/E 9 W	2	QT-ECO 2x5-11/220-240 S	4050300821504	80x40x22	18	2x550

Summary of lamp/ECG combinations

DULUX S/E 11 W

Lamp	Ip	ECG type	EAN	LxWxH	System wattage in W	Lamp luminous flux
DULUX S/E 11 W	1	QTP-D/E 1x10-13	4008321181572	93x58x29	14	1x900
DULUX S/E 11 W	2	QTP-D/E 2x10-13	4008321181596	123x79x33	28	2x950
DULUX S/E 11 W	1	QT-ECO 1x4-16/220-240 S	4050300638584	80x40x22	13	1x900
DULUX S/E 11 W	1	QT-ECO 1x4-16/220-240 L	4050300660370	150x22x22	13	1x900
DULUX S/E 11 W	2	QT-ECO 2x5-11/220-240 S	4050300821504	80x40x22	24	2x700

DULUX D/E 10 W

Lamp	Ip	ECG type	EAN	LxWxH	System wattage in W	Lamp luminous flux
DULUX D/E 10 W	1	QTP-D/E 1x10-13	4008321181572	93x58x29	12	1x600
DULUX D/E 10 W	2	QTP-D/E 2x10-13	4008321181596	123x79x33	21	2x600
DULUX D/E 10 W	1	QT-ECO 1x4-16/220-240 S	4050300638584	80x40x22	11.5	1x600
DULUX D/E 10 W	1	QT-ECO 1x4-16/220-240 L	4050300660370	150x22x22	11.5	1x600
DULUX D/E 10 W	2	QT-ECO 2x5-11/220-240 S	4050300821504	80x40x22	20	2x600

DULUX D/E 13 W

Lamp	Ip	ECG type	EAN	LxWxH	System wattage in W	Lamp luminous flux
DULUX D/E 13 W	1	QTP-D/E 1x10-13	4008321181572	93x58x29	15	1x900
DULUX D/E 13 W	2	QTP-D/E 2x10-13	4008321181596	123x79x33	29	2x900
DULUX D/E 13 W	1	QT-ECO 1x4-16/220-240 S	4050300638584	80x40x22	14	1x850
DULUX D/E 13 W	1	QT-ECO 1x4-16/220-240 L	4050300660370	150x22x22	14	1x850

DULUX D/E 18 W

Lamp	Ip	ECG type	EAN	LxWxH	System wattage in W	Lamp luminous flux
DULUX D/E 18 W	1	QTi DALI-T/E 1x18-57 DIM	4008321060808	123x79x33	20	1x1200
DULUX D/E 18 W	2	QTi DALI-T/E 2x18-42 DIM	4008321060822	123x79x33	38	2x1200
DULUX D/E 18 W	1	QTi-T/E 1x18-57 DIM	4008321060860	123x79x33	20	1x1200
DULUX D/E 18 W	2	QTi-T/E 2x18-42 DIM	4008321060846	123x79x33	38	2x1200
DULUX D/E 18 W	1	QTP-T/E 1X18, (2X18)	4008321537065	103x67x31	19	1x1200
DULUX D/E 18 W	2	QTP-T/E (1X18), 2X18	4008321537065	103x67x31	36	2x1200
DULUX D/E 18 W	1	QT-ECO 1x18-21/220-240 S	4050300794907	80x40x22	19	1x1150
DULUX D/E 18 W	2	QT-ECO T/E 2x18/220-240	4050300803982	150x41x28	36	2x1150

DULUX D/E 26 W

Lamp	Ip	ECG type	EAN	LxWxH	System wattage in W	Lamp luminous flux
DULUX D/E 26 W	1	QTi DALI-T/E 1x18-57 DIM	4008321060808	123x79x33	29	1x1800
DULUX D/E 26 W	2	QTi DALI-T/E 2x18-42 DIM	4008321060822	123x79x33	56	2x1800
DULUX D/E 26 W	1	QTi-T/E 1x18-57 DIM	4008321060860	123x79x33	29	1x1800
DULUX D/E 26 W	2	QTi-T/E 2x18-42 DIM	4008321060846	123x79x33	56	2x1800
DULUX D/E 26 W	1	QTP-T/E 1x26-42, (2x26)	4008321537089	103x67x31	28	1x1750
DULUX D/E 26 W	2	QTP-T/E (1x26-42), 2x26	4008321537089	103x67x31	54	2x1750
DULUX D/E 26 W	1	QTP-M 1x26-42	4008321329134	103x67x31	27	1x1750
DULUX D/E 26 W	2	QTP-M 2x26-32	4008321329158	123x79x33	53	2x1750
DULUX D/E 26 W	2	QT-M 2x26-42/220-240 S	4008321110022	123x79x33	54	2x1800
DULUX D/E 26 W	1	QT-ECO 1x26/220-240 S	4008321065971	80x40x22	23.5	1x1600
DULUX D/E 26 W	2	QT-ECO T/E 2x26/220-240	4050300804002	150x41x28	53	2x1750

Summary of lamp/ECG combinations

DULUX D/E 26 W XT

Lamp	Ip	ECG type	EAN	LxWxH	System wattage in W	Lamp luminous flux
DULUX D/E 26 W XT	1	QTP-T/E 1x26-42, (2x26)	4008321537089	103x67x31	28	1x1750
DULUX D/E 26 W XT	2	QTP-T/E (1x26-42), 2x26	4008321537089	103x67x31	54	2x1750
DULUX D/E 26 W XT	1	QTP-M 1x26-42	4008321329134	103x67x31	27	1x1750
DULUX D/E 26 W XT	2	QTP-M 2x26-32	4008321329158	123x79x33	53	2x1750
DULUX D/E 26 W XT	2	QT-ECO T/E 2x26/220-240	4050300804002	150x41x28	54	2x1800
DULUX D/E 26 W XT	1	QT-ECO 1x26/220-240 S	4008321065971	80x40x22	23.5	1x1600
DULUX D/E 26 W XT	2	QT-ECO T/E 2x26/220-240	4050300804002	150x41x28	53	2x1750

DULUX T/E 13 W

Lamp	Ip	ECG type	EAN	LxWxH	System wattage in W	Lamp luminous flux
DULUX T/E 13 W	1	QTP-D/E 1x10-13	4008321181572	93x58x29	15	1x900
DULUX T/E 13 W	2	QTP-D/E 2x10-13	4008321181596	123x79x33	29	2x900
DULUX T/E 13 W	1	QT-ECO 1x4-16/220-240 S	4050300638584	80x40x22	14	1x800
DULUX T/E 13 W	1	QT-ECO 1x4-16/220-240 L	4050300660370	150x22x22	14	1x800

DULUX T/E 18 W

Lamp	Ip	ECG type	EAN	LxWxH	System wattage in W	Lamp luminous flux
DULUX T/E 18 W	1	QTi DALI-T/E 1x18-57 DIM	4008321060808	123x79x33	20	1x1200
DULUX T/E 18 W	2	QTi DALI-T/E 2x18-42 DIM	4008321060822	123x79x33	38	2x1200
DULUX T/E 18 W	1	QTi-T/E 1x18-57 DIM	4008321060860	123x79x33	20	1x1200
DULUX T/E 18 W	2	QTi-T/E 2x18-42 DIM	4008321060846	123x79x33	38	2x1200
DULUX T/E 18 W	1	QTP-T/E 1X18, (2X18)	4008321537065	103x67x31	19	1x1200
DULUX T/E 18 W	2	QTP-T/E (1X18), 2X18	4008321537065	103x67x31	36	2x1200
DULUX T/E 18 W	1	QT-ECO 1x18-21/220-240 S	4050300794907	80x40x22	19	1x1150
DULUX T/E 18 W	2	QT-ECO T/E 2x18/220-240	4050300803982	150x41x28	36.5	2x1150

DULUX T/E 26 W

Lamp	Ip	ECG type	EAN	LxWxH	System wattage in W	Lamp luminous flux
DULUX T/E 26 W	1	QTi DALI-T/E 1x18-57 DIM	4008321060808	123x79x33	29	1x1800
DULUX T/E 26 W	2	QTi DALI-T/E 2x18-42 DIM	4008321060822	123x79x33	56	2x1800
DULUX T/E 26 W	1	QTi-T/E 1x18-57 DIM	4008321060860	123x79x33	29	1x1800
DULUX T/E 26 W	2	QTi-T/E 2x18-42 DIM	4008321060846	123x79x33	56	2x1800
DULUX T/E 26 W	1	QTP-T/E 1x26-42, (2x26)	4008321537089	103x67x31	28	1x1750
DULUX T/E 26 W	2	QTP-T/E (1x26-42), 2x26	4008321537089	103x67x31	54	2x1750
DULUX T/E 26 W	1	QTP-M 1x26-42	4008321329134	103x67x31	27	1x1750
DULUX T/E 26 W	2	QTP-M 2x26-32	4008321329158	123x79x33	53	2x1750
DULUX T/E 26 W	2	QT-M 2x26-42/220-240 S	4008321110022	123x79x33	54	2x1800
DULUX T/E 26 W	1	QT-ECO 1x26/220-240 S	4008321065971	80x40x22	23.5	1x1600
DULUX T/E 26 W	2	QT-ECO T/E 2x26/220-240	4050300804002	150x41x28	53	2x1750

Summary of lamp/ECG combinations

DULUX T/E 26 W CONSTANT

Lamp	Ip	ECG type	EAN	LxWxH	System wattage in W	Lamp luminous flux
DULUX T/E 26 W CONSTANT	1	QTi DALI-T/E 1x18-57 DIM	4008321060808	123x79x33	29	1x1800
DULUX T/E 26 W CONSTANT	2	QTi DALI-T/E 2x18-42 DIM	4008321060822	123x79x33	56	2x1800
DULUX T/E 26 W CONSTANT	1	QTi-T/E 1x18-57 DIM	4008321060860	123x79x33	29	1x1800
DULUX T/E 26 W CONSTANT	2	QTi-T/E 2x18-42 DIM	4008321060846	123x79x33	56	2x1800
DULUX T/E 26 W CONSTANT	1	QTP-T/E 1x26-42, (2x26)	4008321537089	103x67x31	28	1x1750
DULUX T/E 26 W CONSTANT	2	QTP-T/E (1x26-42), 2x26	4008321537089	103x67x31	54	2x1750
DULUX T/E 26 W CONSTANT	1	QTP-M 1x26-42	4008321329134	103x67x31	27	1x1750
DULUX T/E 26 W CONSTANT	2	QTP-M 2x26-32	4008321329158	123x79x33	53	2x1750
DULUX T/E 26 W CONSTANT	2	QT-M 2x26-42/220-240 S	4008321110022	123x79x33	54	2x1800

DULUX T/E 32 W

Lamp	Ip	ECG type	EAN	LxWxH	System wattage in W	Lamp luminous flux
DULUX T/E 32 W	1	QTi DALI-T/E 1x18-57 DIM	4008321060808	123x79x33	36	1x2400
DULUX T/E 32 W	2	QTi DALI-T/E 2x18-42 DIM	4008321060822	123x79x33	69	2x2400
DULUX T/E 32 W	1	QTi-T/E 1x18-57 DIM	4008321060860	123x79x33	36	1x2400
DULUX T/E 32 W	2	QTi-T/E 2x18-42 DIM	4008321060846	123x79x33	69	2x2400
DULUX T/E 32 W	1	QTP-T/E 1x26-42, (2x26)	4008321537089	103x67x31	35	1x2400
DULUX T/E 32 W	1	QTP-M 1x26-42	4008321329134	103x67x31	35	1x2400
DULUX T/E 32 W	2	QTP-M 2x26-32	4008321329158	123x79x33	68	2x2400
DULUX T/E 32 W	2	QT-M 2x26-42/220-240 S	4008321110022	123x79x33	70	2x2400

DULUX T/E 32 W CONSTANT

Lamp	Ip	ECG type	EAN	LxWxH	System wattage in W	Lamp luminous flux
DULUX T/E 32 W CONSTANT	1	QTi DALI-T/E 1x18-57 DIM	4008321060808	123x79x33	36	1x2400
DULUX T/E 32 W CONSTANT	2	QTi DALI-T/E 2x18-42 DIM	4008321060822	123x79x33	69	2x2400
DULUX T/E 32 W CONSTANT	1	QTi-T/E 1x18-57 DIM	4008321060860	123x79x33	36	1x2400
DULUX T/E 32 W CONSTANT	2	QTi-T/E 2x18-42 DIM	4008321060846	123x79x33	69	2x2400
DULUX T/E 32 W CONSTANT	1	QTP-T/E 1x26-42, (2x26)	4008321537089	103x67x31	35	1x2400
DULUX T/E 32 W CONSTANT	1	QTP-M 1x26-42	4008321329134	103x67x31	35	1x2400
DULUX T/E 32 W CONSTANT	2	QTP-M 2x26-32	4008321329158	123x79x33	68	2x2400
DULUX T/E 32 W CONSTANT	2	QT-M 2x26-42/220-240 S	4008321110022	123x79x33	70	2x2400

DULUX T/E 32 W XT

Lamp	Ip	ECG type	EAN	LxWxH	System wattage in W	Lamp luminous flux
DULUX T/E 32 W XT	1	QTi DALI-T/E 1x18-57 DIM	4008321060808	123x79x33	36	1x2400
DULUX T/E 32 W XT	2	QTi DALI-T/E 2x18-42 DIM	4008321060822	123x79x33	69	2x2400
DULUX T/E 32 W XT	1	QTi-T/E 1x18-57 DIM	4008321060860	123x79x33	36	1x2400
DULUX T/E 32 W XT	2	QTi-T/E 2x18-42 DIM	4008321060846	123x79x33	69	2x2400
DULUX T/E 32 W XT	1	QTP-T/E 1x26-42, (2x26)	4008321537089	103x67x31	35	1x2400
DULUX T/E 32 W XT	1	QTP-M 1x26-42	4008321329134	103x67x31	35	1x2400
DULUX T/E 32 W XT	2	QTP-M 2x26-32	4008321329158	123x79x33	68	2x2400
DULUX T/E 32 W XT	2	QT-M 2x26-42/220-240 S	4008321110022	123x79x33	70	2x2400

Summary of lamp/ECG combinations

DULUX T/E 42 W

Lamp	Ip	ECG type	EAN	LxWxH	System wattage in W	Lamp luminous flux
DULUX T/E 42 W	1	QTi DALI-T/E 1x18-57 DIM	4008321060808	123x79x33	47	1x3200
DULUX T/E 42 W	2	QTi DALI-T/E 2x18-42 DIM	4008321060822	123x79x33	90	2x3200
DULUX T/E 42 W	1	QTi-T/E 1x18-57 DIM	4008321060860	123x79x33	47	1x3200
DULUX T/E 42 W	2	QTi-T/E 2x18-42 DIM	4008321060846	123x79x33	90	2x3200
DULUX T/E 42 W	1	QTP-T/E 1x26-42, (2x26)	4008321537089	103x67x31	45	1x3200
DULUX T/E 42 W	1	QTP-M 1x26-42	4008321329134	103x67x31	46	1x3200
DULUX T/E 42 W	1	QTP-M 2x26-32	4008321329158	123x79x33	46	1x3200
DULUX T/E 42 W	2	QT-M 2x26-42/220-240 S	4008321110022	123x79x33	92	2x3200

DULUX T/E 42 W CONSTANT

Lamp	Ip	ECG type	EAN	LxWxH	System wattage in W	Lamp luminous flux
DULUX T/E 42 W CONSTANT	1	QTi DALI-T/E 1x18-57 DIM	4008321060808	123x79x33	47	1x3200
DULUX T/E 42 W CONSTANT	2	QTi DALI-T/E 2x18-42 DIM	4008321060822	123x79x33	90	2x3200
DULUX T/E 42 W CONSTANT	1	QTi-T/E 1x18-57 DIM	4008321060860	123x79x33	47	1x3200
DULUX T/E 42 W CONSTANT	2	QTi-T/E 2x18-42 DIM	4008321060846	123x79x33	90	2x3200
DULUX T/E 42 W CONSTANT	1	QTP-T/E 1x26-42, (2x26)	4008321537089	103x67x31	45	1x3200
DULUX T/E 42 W CONSTANT	1	QTP-M 1x26-42	4008321329134	103x67x31	46	1x3200
DULUX T/E 42 W CONSTANT	1	QTP-M 2x26-32	4008321329158	123x79x33	46	1x3200
DULUX T/E 42 W CONSTANT	2	QT-M 2x26-42/220-240 S	4008321110022	123x79x33	92	2x3200

Summary of lamp/ECG combinations

POWERTRONIC®

Lamp	Ip	ECG type	EAN	LxWxH	System wattage in watts with ECG
HCI-E/P, HCI-T, HCI-ET, HCI-TT	1	PTo 35/220-240	4008321956323	133x77x48	43
NAV-E, NAV-T, HCI-TT, HCI-E/P, HCI-T, HCI-ET	1	PTo 50/220-240 3DIM	4008321956347	133x77x48	55
NAV-E, NAV-T, NAV-TS, HCI-T, HCI-TT, HCI-E/P, HCI-TS, HQI-T, HCI-ET, HQI-TS Excellence, HQI-E	1	PTo 70/220-240 3DIM	4008321959355	133x77x48	80
NAV-E, NAV-T, HCI-TT, HCI-E/P	1	PTo 100/220-240 3DIM	4008321956361	158x94x42	109
NAV-E, NAV-T, NAV-TS, HCI-TT, HCI-E/P, HCI-TS, HQI-T, HQI-TS Excellence, HQI-E	1	PTo 150/220-240 3DIM	4008321956385	158x94x42	160
NAV-E, NAV-T, NAV-TS, HCI-TT, HCI-TM, HQI-TS, HQI-E/P, HQI-T, HQI-E	1	PTo 250/220-240 3DIM	4008321863669	190x70x60	270
HCI-TF, HCI-TC	1	PTi 20/220-240 S	4008321353290	97x43x30	23
	1	PTi 20/220-240 I	4008321404763	204x50x32	23
HCI-T, HCI-E/P, HCI-TC, HCI-TF, HCI-PAR	1	PTi 35/220-240 S	4008321073112	110x75x30	43
	1	PTi 35/220-240 I	4008321099488	171x83x32	43
	1	PTi 35/220-240 S MINI	4008321955906	97x43x30	43
	1	PT-FIT 35/220-240 S	4008321386625	110x75x30	43
	1	PT-FIT 35/220-240 I	4008321377661	171x83x32	43
HCI-T, HCI-TC, HCI-E/P	1	PTi 50/220-240 S	4008321955852	110x75x30	55
	1	PTi 50/220-240 I	4008321955869	171x83x32	55
	1	PT-FIT 50 220-240 S	4008321648693	110x75x30	55
	1	PT-FIT 50 220-240 I	4008321648679	171x83x32	55
HCI-T, HCI-TC, HCI-TS, HCI-E/P, HCI-PAR, HQI-T, HQI-TS Excellence, HQI-E	1	PTi 70/220-240 S	4008321049629	110x75x30	80
	1	PTi 70/220-240 I	4008321099501	171x83x32	80
	1	PT-FIT 70/220-240 S	4008321386649	110x75x30	80
	1	PT-FIT 70/220-240 I	4008321377685	171x83x32	80
HCI-T, HCI-E/P	1	PTi 100/220-240 S	4008321926630	150x85x31	109
	1	PTi 100/220-240 I	4008321926654	212x93x33	109
HCI-T, HCI-TS, HCI-E/P, HQI-T, HQI-TS Excellence, HQI-E, HQI-R	1	PTi 150/220-240 S	4008321188090	150x85x31	160
	1	PTi 150/220-240 I	4008321915535	212x93x33	160

HALOTRONIC®

Lamp	ECG type	EAN	LxWxH	System wattage in W	Load range in W	Dimmer
Low-voltage halogen	HTi DALI 105/230-240 DIM	4008321420633	170x44x34	111	35–105	
	HTL 105/230-240	4008321927019	170x44x34	111	35–105	L,C
	HTL 225/230-240	4008321927026	170x44x34	234	50–225	L,C
	HTM 70/230-240	4050300442310	108x52x33	74	20–70	L,C
	HTM 105/230-240	4050300442334	108x52x33	111	35–105	L,C
	HTM 150/230-240	4050300581415	153x54x36	157	50–150	L,C
	HTN 75/230-240 I	4008321073037	104x33x22	79	20–75	C
	ET-PARROT® 70/220-240 I	4008321111593	128x38x31	74	20–70	L,C
	ET-PARROT® 105/220-240 I	4008321111579	128x38x31	111	35–105	L,C

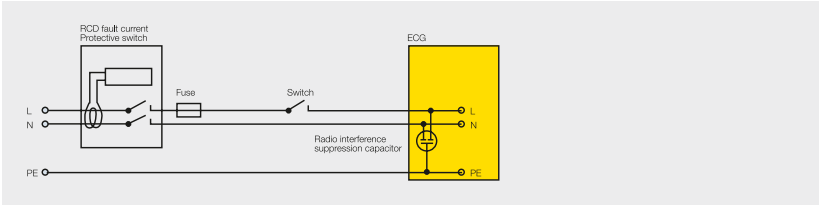

The following installation and operating instructions have been included to help you to get the most out of your electronic control gears.

Requirements

The requirements to be met by lighting systems with luminaires operated with ECGs fall into the following categories:

1. Residual currents/residual current detector
2. Capacity for automatic cutouts/switch-on currents
3. ECGs in 3-phase operation (overvoltages/under-voltages/missing neutral conductor)
4. ECGs in emergency lighting systems (voltage ranges and switch-on times)
5. Power factor/compensation
6. Permissible cable lengths
7. DALI ECGs with Touch DIM®/corridor function should not be operated on open DALI lines
8. Faults in infrared control/transmission systems (IR remote control, sound transmission, audio frequency ripple control, paging systems)
9. Dimming mode
10. Luminaires with ECGs
11. Ambient and ECG temperatures
12. ECGs for outdoor luminaires
13. Wiring of ECGs
14. Lifespan and reliability of ECGs

For more detailed information see the Technical Guides at www.osram.com/oem-download

1. Residual currents/residual current detector

Problem

For ECGs with protective earth (PE), both the high short-duration inrush current and the small leakage current from the interference suppression capacitors in the ECGs can trigger the residual current detector.

Solution

– Distribute luminaires across 3 phases and use 3-phase circuit breakers
– Use surge-current-resistant, short-delay circuit breakers
– If permissible, use 30 mA RCDs

2. Capacity for automatic cutouts

In a choke/starter circuit, lamps ignite at staggered intervals; in an ECG circuit, all the fluorescent lamps ignite simultaneously.

On switch-on at peak voltage, the storage capacitors of electronic control gears cause a high but very brief current pulse.

In this case, the simultaneous charging of these capacitors in ECG operation can mean a higher system switch-on current than with a choke/starter circuit.

This reduces the maximum number of luminaires permitted per automatic line protection unit (see tables on the following pages).

For example, the maximum number of luminaires permitted on a 10 A automatic system reduces from 15 luminaires with 2 x 58 W lamps with conventional control gear in a twin circuit to 8 luminaires in an ECG circuit.

In the case of PTo, the maximum permitted number of luminaires on a 10 A cutout is reduced to 7 PTo 50 W.

OSRAM offers an inrush current limiter EBN for POWERTRONIC® devices.

The EBN-OS restricts the switch-on current, which means that a larger number of ECGs can be connected to an automatic cutout (see table on page 13.99).

When using the values given in the tables, please note the following:

– In ECG operation, the load data relates to switching on at peak voltage
– Circuit breaker type and characteristics:
  The specified load from fluorescent lamps and the associated control gears applies to circuit breakers of Type 5 SL and 5 SX with B characteristics.
  If the above circuit breaker types with C characteristics are used, the number of permitted luminaires for ECG operation can be increased by 70 % (please observe VDE-0100-410 in particular)
– Circuit breaker design:
  The specified loading is for single-pole circuit breakers. When multi-pole circuit breakers (2-pole, 3-pole) are used, the number of permitted luminaires is reduced by 20 %.
– Lamp switch-on:
  The specified load applies:
  – to the joint, group-wise starting of the relevant number of luminaires in “choke operation”
  – to the maximum permissible number of luminaires switched together (with one switching operation) in ECG operation
– Circuit impedance:
  The specified load applies with reference to a line impedance of 800 mΩ (corresponding to a 15 m long cable with a diameter of 1.5 mm^2 from the distribution board to the first luminaire and a further distance of 20 m to the middle of the circuit; at a line impedance of 400 mΩ, the permitted values are reduced by 10 %, and by 20 % at a line impedance of 200 mΩ)

Inrush currents for ECGs measured at U_N = 230 V_{AC}

ECG	I_p [A]	T_H [µs]	Maximum no. of ECGs on circuit breakers 10 A	16 A
QUICKTRONIC® INTELLIGENT dimmable (DALI/1…10 V DIM) for T5 and T8 fluorescent lamps				
QTi (DALI) 1x14/24 DIM	25	175	17	28
QTi (DALI) 1x18 DIM	25	175	17	28
QTi (DALI) 1x21/39 DIM	25	175	17	28
QTi (DALI) 1x28/54 DIM	25	175	17	28
QTi (DALI) 1x35/49/80 DIM	30	225	12	19
QTi (DALI) 1x36 DIM	25	175	17	28
QTi (DALI) 1x58 DIM	28	225	17	28
QTi (DALI) 2x14/24 DIM	35	180	12	19
QTi (DALI) 2x18 DIM	35	180	12	19
QTi (DALI) 2x21/39 DIM	45	205	8	13
QTi (DALI) 2x28/54 DIM	45	205	8	13
QTi (DALI) 2x35/49 DIM	45	205	8	13
QTi (DALI) 2x36 DIM	45	205	8	13
QTi (DALI) 2x58 DIM	45	205	8	13
QTi (DALI) 2x35/49/80 DIM	60	230	5	9
QTi (DALI) 3x14/24 DIM	35	180	12	19
QTi (DALI) 4x14/24 DIM	45	205	8	13
QTi (DALI) 3x18 DIM	25	175	17	28
QTi (DALI) 4x18 DIM	35	180	12	19
QUICKTRONIC® INTELLIGENT QTi				
QTi 1x14/24/21/39 GII	24	230	17	28
QTi 1x28/54/35/49 GII	24	230	17	28
QTi 1x35/49/80 GII	53	190	8	13
QTi 2x14/24/21/39 GII	53	190	8	13
QTi 2x28/54/35/49 GII	53	190	8	13
QTi 2x35/49/80 GII	39	230	5	9
QUICKTRONIC® for T5(HO), T8 and DULUX® lamps				
QTP5 1x14-35	24	230	17	28
QTP-OPTIMAL 1x18-40	24	230	17	28
QTP5 1x49	24	230	17	28
QTP-OPTIMAL 1x54-58	37	200	12	19
QTP5 1x80	40	200	12	19
QTP5 2x14-35	40	200	12	19
QTP-OPTIMAL 2x18-40	37	200	12	19
QTP5 2x49	53	190	8	13
QTP-OPTIMAL 2x54-58	57	150	8	13
QTP5 3x14, 4x14	40	200	12	19
QT-FQ 2x80	39	230	5	9

ECG	I_p [A]	T_H [µs]	Maximum no. of ECGs on circuit breakers 10 A	16 A
QUICKTRONIC® QT-FIT5 for T5 fluorescent lamps				
QT-FIT5 1x14-35	24	230	17	28
QT-FIT5 2x14-35	40	200	12	19
QT-FIT5 3x14, 4x14	40	200	12	19
QT-FIT5 1x49	24	230	17	28
QT-FIT5 2x49	53	200	8	13
QUICKTRONIC® QT-FIT5/8 for T5 and T8 fluorescent lamps				
QT-FIT5/8 1x18-39	24	230	17	28
QT-FIT5/8 2x18-39	40	200	12	19
QT-FIT5/8 1x54-58	24	230	17	28
QT-FIT5/8 2x54-58	53	200	8	13
QUICKTRONIC® QT-FIT8 for T8 fluorescent lamps				
QT-FIT8 1x18	15	200	17	28
QT-FIT8 1x36	15	200	17	28
QT-FIT8 1x58-70	15	200	17	28
QT-FIT8 2x18	15	200	8	13
QT-FIT8 2x36	28	230	8	13
QT-FIT8 2x58-70	28	230	8	13
QT-FIT8 3x18, 4x18	28	230	8	13
QT-FIT8 3x36	28	220	8	13
QUICKTRONIC® QTz5 for T5 fluorescent lamps				
QTz5 1x14	20	100	34	56
QTz5 1x21	20	100	34	56
QTz5 1x28	20	100	34	56
QTz5 2x14	20	100	34	56
QTz5 2x28	23	170	15	25
QTz5 3x14	23	170	15	25
QUICKTRONIC® QTz8 for T8 fluorescent lamps				
QTz8 1x18	20	130	34	56
QTz8 1x36	20	130	34	56
QTz8 2x18	20	130	34	56
QTz8 2x36	23	250	15	25
QTz8 3x18	23	250	15	25
QTz8 4x18	23	250	15	25

Inrush currents for ECGs measured at U_N = 230 V_{AC}

ECG	I_p [A]	T_H [µs]	Maximum no. of ECGs on circuit breakers 10 A	16 A
QUICKTRONIC® DIMMABLE with 1…10 V interface for T5, T8 and DULUX® L fluorescent lamps				
QT 1x28 DIM	17	170	25	41
QT 1x35 DIM	17	170	25	41
QT 1x49 DIM	24	175	17	28
QT 1x54 DIM	24	175	17	28
QT 1x80 DIM	28	225	12	19
QT 2x28 DIM	24	175	17	28
QT 2x35 DIM	28	225	12	19
QT 2x49 DIM	45	205	8	13
QT 2x54 DIM	45	205	8	13
QT 2x80 DIM	60	230	5	9
QT 1x18 DIM	17	170	25	41
QT 1x36 DIM	17	170	25	41
QT 1x58 DIM	24	175	17	28
QT 2x18 DIM	17	170	25	41
QT 2x36 DIM	28	225	12	19
QT 2x58 DIM	45	205	8	13

ECG	I_p [A]	T_H [µs]	Maximum no. of ECGs on circuit breakers 10 A	16 A
QUICKTRONIC® PROFESSIONAL for FC (T5) ring lamps				
QTP-FC 1x55	25	250	11	19
QUICKTRONIC® for OSRAM DULUX® L				
QTP-DL 1x18-24	13	320	17	28
QTP-DL 1x36-40	13	320	17	28
QTP-DL 1x55 Gen II	24	230	17	28
QTP-DL 2x18-24	13	320	17	28
QTP-DL 2x36-42	23	250	12	19
QTP-DL 2x55 Gen II	28	230	8	13
QUICKTRONIC® DALI and QUICKTRONIC® DIMMABLE with 1…10 V interface for T/E compact fluorescent lamps				
QTi (DALI)-T/E 1x18-57 DIM	30	225	12	19
QTi (DALI)-T/E 2x18-42 DIM	45	205	8	13

Inrush currents for ECGs measured at U_N = 230 V_{AC}

ECG	I_p [A]	T_H [µs]	Maximum no. of ECGs on circuit breakers 10 A	16 A
QUICKTRONIC® MULTIWATT QT-M				
QTP-M 1x26-42 S	15	200	17	28
QTP-M 2x26-32 S	25	250	11	19
QT-M 2x26-42/220-240 S	28	230	8	13
QUICKTRONIC® for OSRAM DULUX® S/E, D/E and T/E				
QTP-D/E 1x10-13	7	150	25	41
QTP-D/E 2x10-13	20	200	17	28
QTP-T/E 1x18, 2x18	20	200	17	28
QTP-T/E 1x26-42, 2x26	20	200	17	28
QUICKTRONIC® ECONOMIC				
QT-ECO 1x4-16/220-240	10	75	68	112
QT-ECO 1x18-21/220-240	13	100	36	59
QT-ECO 1x18-24/220-240	13	100	36	59
QT-ECO 1x26/220-240	14	120	30	50
QT-ECO 2x5-11/220-240	12	100	51	84
QT-ECO T/E 2x18/220-240	11	150	35	56
QT-ECO T/E 2x26/220-240	16	200	23	37

Maximum permissible number of HALOTRONIC® units on an automatic circuit breaker

Circuit breaker	Trip characteristic B 10	B 16
HALOTRONIC®		
HTi DALI 105	23	38
HTL 105	23	38
HTL 225	11	18
HTM 70	37	59
HTM 105	23	38
HTM 150	16	26
ET-PARROT® 70	37	59
ET-PARROT® 105	23	38

ECG	I_p [A]	T_H [µs]	Maximum no. of ECGs on circuit breakers 10 A	16 A
DULUXTRONIC® for OSRAM DULUX® S/E, D/E, T/E with integrated lampholder				
DT-S/E 5-11/220-240	6.2	110	33	52
DT-D/E 10-13/220-240	8	120	22	35
DT-T/E 18/230-240	3.5	590	15	25
POWERTRONIC®				
PTo 35/220-240	35	350	7	13
PTo 50/220-240 3DIM	35	350	7	13
PTo 70/220-240 3DIM	35	350	7	13
PTo 100/220-240 3DIM	60	250	4	7
PTo 150/220-240 3DIM	70	250	4	7
PTo 250/220-240 3DIM	4	6000	7	11
PTi 20/220-240 S/I	12	210	22	33
PTi 35/220-240 S MINI	20	170	17	28
PTi 35/220-240 S/I	30	150	15	26
PTi 50/220-240 S/I	45	250	7	13
PTi 70/220-240 S/I	45	250	7	13
PTi 100/220-240 S/I	60	250	5	8
PTi 150/220-240 S/I	70	250	4	7
PT-FIT 35/220-240 S/I	30	150	15	26
PT-FIT 50/220-240 S/I	45	250	7	13
PT-FIT 70/220-240 S/I	45	250	7	13

With use of EBN-OS, the number of POWERTRONIC® ECGs per circuit breaker can be increased significantly. See also page 13.54.

ECG type	No. **without** EBN-OS on 1 16 A circuit breaker, type B	Approx. no. **with** EBN-OS on 1 16 A circuit breaker, type B
PTi 20/220-240	33	82
PTi 35/220-240 MINI	28	70
PTi 35/220-240	26	65
PTi 50/220-240	13	32
PTi 70/220-240	13	32
PTi 100/220-240	8	20
PTi 150/220-240	7	17
PT-FIT 35/220-240	26	65
PT-FIT 50/220-240	13	32
PT-FIT 70/220-240	13	32

3. ECGs in 3-phase operation

Overvoltage/undervoltage/no neutral conductor

1. Check whether the line voltage is within the application range of the ECG (AC/DC range from 198 V to 254 V for example).

2. The mains connection should only be made to the fixture terminal. For luminaires or luminaire groups in 3-phase circuits.

3. Make absolutely sure that the neutral conductor is correctly connected to all ECG luminaires and that it is making proper contact.

4. Cables should only be connected or disconnected when no voltage is present.

5. For 3 x 230/240 V supply networks in triangular circuit arrangements, protection by way of common disconnection of the phase conductor is necessary.

Important

– In new systems, the loads must not be connected when the insulation resistance is measured with 500 V DC, as according to VDE 0100-600 Section 9, the test voltage is also applied between the neutral conductor (N) and all 3 external lines (L1, L2, L3). In existing systems, it is sufficient to conduct an insulation test between the external conductors (L1, L2, L3) and protective earth (PE) without disconnecting from the network. The neutral conductor (N) and protective earth (PE) must not be electrically connected in any way while this is being done. For this insulation measurement (500 V = to ⏚), the neutral conductor disconnection terminal may only be opened after the line voltage has been disconnected.

– Make sure that the N conductor is correctly connected before putting the equipment into operation.

– During operation of the lighting system do not disconnect the N conductor under any circumstances.

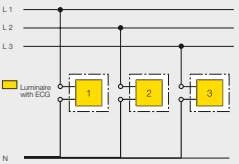

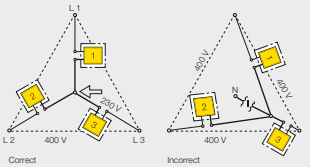

The diagram above shows the wiring for luminaires or luminaire groups in 3-phase circuits and with a common neutral conductor. If the common neutral conductor is interrupted in a 3-phase star configuration and voltage is present, then luminaires or groups of luminaires operated with electronic control gear may be exposed to unacceptably high voltages and the ECG itself may be destroyed.

4. ECGs in emergency lighting systems with DC voltage

Permitted battery voltage	Upper limit	Lower limit[1)]
QUICKTRONIC® INTELLIGENT DALI…DIM	276 V	154 V
QUICKTRONIC® INTELLIGENT DIM	276 V	154 V
QUICKTRONIC® INTELLIGENT GII	276 V	176 V
QUICKTRONIC® QT … DIM (1…10V) T5 u.T8	276 V	154 V
QUICKTRONIC® PROFESSIONAL T5	276 V	176 V
QUICKTRONIC® PROFESSIONAL OPTIMAL T5 T8	276 V	176 V
QUICKTRONIC® PROFESSIONAL DL	276 V	176 V
QUICKTRONIC® PROFESSIONAL (D/E, T/E)	276 V	176 V
QUICKTRONIC® FIT T5	264 V	185 V
QUICKTRONIC® FIT QT-FIT5/8	264 V	185 V
QUICKTRONIC® FIT T8	264 V	185 V
QUICKTRONIC® POPULAR QTz5	Not permitted for DC operation	
QUICKTRONIC® POPULAR QTz8	Not permitted for DC operation	
QUICKTRONIC® PROFESSIONAL MULTIWATT	264 V	176 V
QUICKTRONIC® ECONOMIC	254 V	176 V
POWERTRONIC® [2)]	Not permitted for DC operation	
HALOTRONIC®	Not permitted for DC operation	

Switch-on times	Maintained Supply is switched from AC to DC	Non-maintained Emergency luminaires are switched on from cold
QUICKTRONIC® INTELLIGENT DALI…DIM	< 0.6 s	< 0.6 s
QUICKTRONIC® INTELLIGENT DIM	< 0.6 s	< 0.6 s
QUICKTRONIC® INTELLIGENT GII	< 0.3 s	< 1 s
QUICKTRONIC® QT … DIM (1…10V) T5 and T8	< 0.6 s	< 0.6 s
QUICKTRONIC® INTELLIGENT T5	< 0.3 s	< 1 s
QUICKTRONIC® PROFESSIONAL OPTIMAL T5 T8	< 0.5 s	< 1.5 s
QUICKTRONIC® PROFESSIONAL DL	< 1.0 s	< 1 s
QUICKTRONIC® PROFESSIONAL DL55 GII	< 0.3 s	< 1 s
QUICKTRONIC® PROFESSIONAL D/E	< 1 s	< 1 s
QUICKTRONIC® PROFESSIONAL T/E	< 0.3 s	< 1 s
QUICKTRONIC® FIT T5	< 0.5 s	< 1 s
QUICKTRONIC® FIT QT-FIT5/8	< 0.5 s	< 1 s
QUICKTRONIC® FIT T8	< 0.5 s	< 1 s
QUICKTRONIC® POPULAR QTz5	–	–
QUICKTRONIC® POPULAR QTz8	–	–
QUICKTRONIC® PROFESSIONAL MULTIWATT	< 0.5 s	< 1 s
QUICKTRONIC® ECONOMIC	< 0.5 s	< 2 s
POWERTRONIC® [2)]	–	–
HALOTRONIC®	–	–

1) The lamps must be ignited at over 198 V however
2) If POWERTRONIC® is switched on from cold, it takes 1 to 2 minutes for the lamp to reach 70 % of the luminous flux

5. Power factor/compensation

The power factor λ for an electrical load is the ratio of the effective power (P_{eff} = voltage x effective current) to the apparent power (P_{app} = voltage x current). This value is affected both by the phase displacement cos φ between the current and the voltage and by the current distortion ε.

$$\lambda = \frac{P_{eff}}{P_{app}} = \varepsilon \cdot \cos \varphi$$

In contrast to CCGs (inductive, 50 Hz), there is hardly any phase displacement (cos φ = 0.95) with ECGs (high frequency), so compensation is not required.

However, distortion in the sine-wave current supply occurs during the operation of electronic control gears. Generally speaking, these distortions are classified by integer multiples of the line frequency (harmonics).

The harmonic content of the line current is strictly controlled by national and international standards (IEC 61000-3-2).

OSRAM ECGs have integrated active electronic harmonic filters for this purpose, which ensure a value for ε of more than 0.95 and therefore a power factor λ greater than 0.9 (exceptions are indicated).

6. Permissible cable lengths

QUICKTRONIC®

When ECGs are used in luminaires, the cables, if correctly routed within the luminaires, produce little interference. When ECGs are used in master/slave circuits, the maximum permissible cable length between the ECG and the lamp must not be exceeded.

POWERTRONIC®

The maximum cable lengths between the lamp and POWERTRONIC® depend on the type of cable and how it is routed. The following maximum cable lengths can be used as guidelines:

	Max. cable length for AC operation
PTo 35/220-240	1.5 m
PTo 50/220-240 3DIM	1.5 m
PTo 70/220-240 3DIM	1.5 m
PTo 100/220-240 3DIM	1.5 m
PTo 150/220-240 3DIM	1.5 m
PTo 250/220-240 3DIM	1.5 m
PTi 20/220-240 S	0.5 m
PTi 20/220-240 I	1.5 m
PTi 35/220-240 S MINI	0.5 m
PTi 35/220-240 S/I	1.5 m
PTi 50/220-240 S/I	1.5 m
PTi 70/220-240 S/I	1.5 m
PTi 100/220-240 S/I	1.5 m
PTi 150/220-240 S/I	1.5 m
PT-FIT 35/220-240 S/I	1.5 m
PT-FIT 50/220-240 S/I	1.5 m
PT-FIT 70/220-240 S/I	1.5 m
PTg 1000/400	0.8 m

HALOTRONIC®

The maximum 12 V cable length must be less than 2 m to comply with radio interference limit values. This means that luminaires can be installed within a radius of 4 m around HALOTRONIC®. The recommended minimum cross-section is 1 mm^2.

Cable routing

The supply cable should not be routed alongside the HALOTRONIC® casing nor alongside the high-frequency 12 V secondary cable. This avoids high-frequency interference on the supply cable.

Instruments for measuring secondary voltage

An instrument for measuring the secondary voltage must be a true RMS meter and have a bandwidth greater than or equal to 250 kHz (-3 dB). Any other instrument will give false readings.

7. DALI ECGs with Touch DIM®/corridor function should not be operated on open DALI lines

Due to an increasing number of questions about DALI installations where no DALI controller is (yet) connected, we recommend you short-circuit the (currently) open DALI lines in the sub-distribution cabinet to avoid unwanted switching/unsynchronized dimming.

Recommendation
In DALI installations where no DALI controller is (yet) connected, short-circuit the open DALI lines in the sub-distribution cabinet (also applies to installations where Touch DIM®/corridor mode operation is planned).

Reason
To avoid unwanted switching/unsynchronized dimming caused by electrical distortions/coupling into open DALI lines.

Technical background
Even low induced voltages can trigger the DALI Touch DIM® mode on the DALI input connector of the electronic control gear and therefore cause different and unsynchronized dimming levels. This antenna effect is dependent on the length and location of the open DALI line. With open DALI lines of more than 10 m, we recommend short-circuiting the DALI line.

Reset in cases of error
If the DALI ECGs have already been triggered incorrectly, do the following:
1. Disconnect the mains power to the DALI ECGs and connect a DALI control unit (e.g. OSRAM DALI Repeater or OSRAM DALI MCU)
2. Reconnect the power: The DALI ECGs will detect the signal and switch back to DALI mode again
3. Interrupt the mains power again and disconnect the DALI control unit
4. Short-circuit the DALI line
5. Connect up the power again

ONLY applies to DALI ECGs with Touch DIM®/corridor function.

8. Faults in infrared control/transmission systems

Fluorescent lamps have an emission in the wavelength range which is also used for infrared transmission and which can be affected by the lamp. Since the IR receivers used are largely non-selective, interference may occur in the IR system. The operating frequency of the ECGs is between 20 and 120 kHz. The light emitted from the fluorescent lamp is modulated at twice the operating frequency. Interference is produced by signals in the same frequency range.
Exception: Interference is not expected with POWERTRONIC® and HALOTRONIC®.

IR remote control
Systems operating at a sufficiently high carrier frequency (400 to 1,500 kHz) are unlikely to suffer interference.

Sound transmission
Up to now, the carrier signal frequency for sound transmission has been 95 kHz and higher, which has led to serious disturbance from the 3rd, 5th and 7th harmonics of the ECG operating frequency (20 to 120 kHz in normal operation and up to 100 kHz with dimming). Headphone manufacturers have adopted higher frequencies such as 2.3 MHz and 2.8 MHz.
Simultaneous interpreting systems also operate in the 95 kHz to 250 kHz range, so it is best not to use the first six transmission channels, particularly channel 1, of the 32 available channels since these are likewise affected by the harmonics of the basic ECG frequencies.

High-frequency ripple control
The carrier frequencies used are around 120 kHz. Transmission can be adversely affected by radio interference suppression capacitors, which are included in all ECGs and other electronic loads, such as the power supplies of PCs.

Paging systems
Generally, only HF paging systems (operating in the MHz range) should be used. If inductive paging systems are used (25 to 40 kHz), reliable operation is not possible.

Electronic merchandise security systems
In many shops nowadays, merchandise such as DVDs, hi-fi equipment and clothing is protected against theft by electronic security systems.
These systems typically operate with resonance frequencies in the kHz range (e.g. a pulse is emitted which causes an amorphous metal in the security tag to resonate; one of the largest suppliers uses a security system that operates at 58 kHz).
In unfavorable conditions, these systems may suffer from interference if the operating frequency is between 30 kHz and 150 kHz. Such interference can be eliminated by increasing the distance between the luminaire and the transmitting/receiving system and by using luminaires with metallic louvers.

9. Dimming mode

– QUICKTRONIC® units that can be dimmed have the letters …DIM in their references. They are dimmed via the 1…10 V interface (QTi-…DIM) or via the DALI interface (QTi DALI … DIM) or via Touch DIM® (also with QTi DALI … DIM), see page 5.17 ff. For special technical data, such as wiring and associated control components, please refer to the technical guide for QUICKTRONIC® DALI/DIM. Allow new lamps to burn in for 100 hours at 100 % luminous flux since only after this time will they exhibit stable values. A master/slave circuit (one ECG for two separate luminaires with wiring) is not permitted for dimmable ECGs.
– POWERTRONIC® PTo 3DIM units enable metal halide lamps with ceramic burners and also sodium vapor lamps to be dimmed. Dimming is performed via the DALI interface, StepDIM 2-stage phase control or autonomously via the internal AstroDIM control system of the ECG. Details on dimming HID lamps can be found

in “Technical information on power reduction for high-intensity discharge lamps” (www.osram.com).
– HALOTRONIC® can be controlled with various dimmers (see page 13.55) or dimmer modules (see page 13.60). Since the interface between the dimmer and the electronic transformer is not standardized, there may be malfunctions in individual cases.

10. Luminaires with ECGs

The following general points apply to luminaires with electronic control gears:
– The temperature limits of the ECGs regarding ambient temperature and measuring point temperature on the ECG must not be exceeded (see 11. Ambient and ECG temperatures).
– The maximum permissible radio interference suppression values (EN 55015) must not be exceeded. Make sure the protective conductor and the function earth are correctly connected. Running the lamp cables and the protective conductor together (e.g. NYM cables) may lead to problems due to high-frequency interference.
– After being installed or replaced, the lamps must be burned in at full load for 100 hours to stabilize the discharge process.

11. Ambient and ECG temperatures

The temperature ranges specified for the relevant control gear must be maintained to enable the ECG to operate reliably. Generally speaking, lower operating temperatures can extend the life of ECGs. When ECGs are built into luminaires, the measuring point temperature T_c on the casing is the crucial parameter. The maximum permissible value specified for the ECG concerned must not be exceeded.

12. ECGs for outdoor luminaires

ECGs for high-intensity discharge lamps (PTo) have been designed specifically for outdoor applications. They are specially equipped for such applications; for example, they are protected against moisture, AC voltage peaks and vibrations (wind load, rail vehicles).
When using ECGs in outdoor luminaires, it must be remembered that the ECG may be exposed to humidity.
1. For luminaires of protection class 5 (protected against water jets, IP65 for example), standard ECGs can be used since moisture cannot penetrate this type of luminaire, so there is little chance of ECG corrosion. In individual cases, the use of supplementary protective measures must be considered (e.g. use of OUT KIT).
2. For luminaires of protection class 3 (protected against splash water, IP43 for example), it is likely that water droplets will penetrate and thus cause corrosion and failure of unprotected standard ECGs. In cases of doubt (e.g. bollard luminaires, outdoor displays), additional protective measures should be taken, such as using OUT KIT (see page 13.61).

13. Wiring of ECGs

Parallel connection of HALOTRONIC® is not permitted on the secondary side. Lamp-side switching or dimming is not permitted.

14. Lifespan and reliability of ECGs

The failure rate of electronic components depends not only on the component specification and quality but also very considerably on the operating temperature. OSRAM ECGs are designed so that, at the maximum permissible ECG temperature (T_c max.), a failure rate of fewer than 2 per thousand ECGs per 1,000 hours of operation can be expected. This corresponds to an ECG life of 50,000 hours at a percentage ECG failure rate of 10 %. In practice, it can be assumed that, at a temperature 10 °C less than the maximum permitted temperature (T_c), the life of an ECG is doubled.
The following have different lifespans:
1. Up to 30,000 hours for QUICKTRONIC® QT-ECO, HTM MOUSE® and HTN at a failure rate of 10 %
2. Up to 60,000 hours for POWERTRONIC® PTo at a failure rate of 8 %; up to 50,000 hours for POWERTRONIC® PTi at a failure rate of 10 %; up to 30,000 hours for POWERTRONIC® PT-FIT at a failure rate of 10 %

Special applications, such as operation in corrosive atmospheres, strong vibrations, impermissible voltage conditions etc., may necessitate further protection measures.

Functional ECGs

10 °C lower measuring point temperatures almost double the lifetime of the ECG [2]

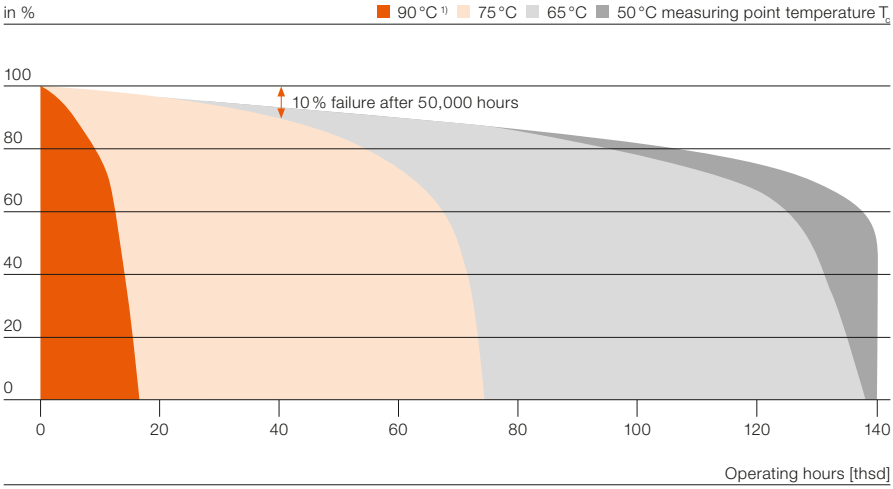

1) If the maximum permissible temperature at the T_c point is exceeded, the failure rate may increase dramatically.
2) For detailed information, please refer to the product data sheet.



QTi DALI 1x14/24 DIM
QTi DALI 1x21/39 DIM
QTi DALI 1x28/54 DIM
QTi DALI 1x35/49/80 DIM
QTi DALI 1x18 DIM
QTi DALI 1x36 DIM
QTi DALI 1x58 DIM



QTi DALI 2x14/24 DIM
QTi DALI 2x21/39 DIM
QTi DALI 2x28/54 DIM
QTi DALI 2x35/49 DIM
QTi DALI 2x35/49/80 DIM
QTi DALI 2x18 DIM
QTi DALI 2x36 DIM
QTi DALI 2x58 DIM



QTi DALI 3x14/24 DIM
QTi DALI 3x18 DIM

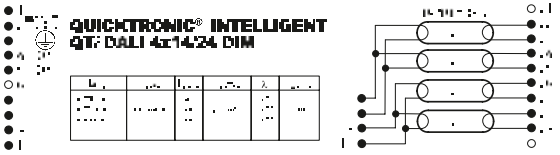

QTi DALI 4x14/24 DIM
QTi DALI 4x18 DIM



QTi DALI-T/E 1x18-57 DIM

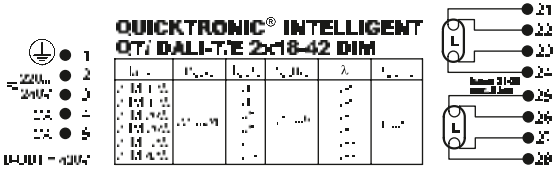

QTi DALI-T/E 2x18-42 DIM



QTi 1x14/24 DIM
QTi 1x21/39 DIM
QTi 1x28/54 DIM
QTi 1x35/49/80 DIM
QTi 1x18 DIM
QTi 1x36 DIM
QTi 1x58 DIM



QTi 2x14/24 DIM
QTi 2x21/39 DIM
QTi 2x28/54 DIM
QTi 2x35/49 DIM
QTi 2x35/49/80 DIM
QTi 2x18 DIM
QTi 2x36 DIM
QTi 2x58 DIM



QTi 3x14/24 DIM
QTi 3x18 DIM



QTi 4x14/24 DIM
QTi 4x18 DIM



QTi-T/E 1x18-57 DIM



QTi-T/E 2x18-42 DIM

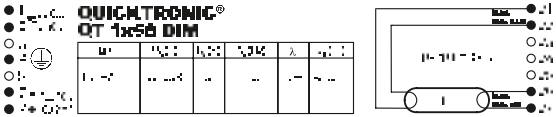

QT 1x28 DIM
QT 1x35 DIM
QT 1x49 DIM
QT 1x54 DIM
QT 1x80 DIM
QT 1x18 DIM
QT 1x36 DIM
QT 1x58 DIM

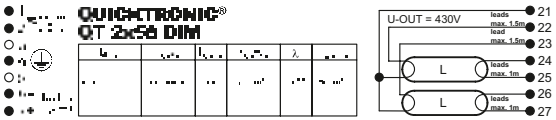

QT 2x28 DIM
QT 2x35 DIM
QT 2x49 DIM
QT 2x54 DIM
QT 2x80 DIM
QT 2x18 DIM
QT 2x36 DIM
QT 2x58 DIM

Wiring diagrams for non-dimmable (T5) ECGs



QTi 1x14/24/21/39 GII
QTi 1x28/54/35/49 GII
QTi 1x35/49/80 GII



QTi 2x14/24/21/39 GII
QTi 2x28/54/35/49 GII
QTi 2x35/49/80 GII



QTP5 1x14-35
QTP5 1x49
QTP5 1x80



QTP5 2x14-35
QTP5 2x49

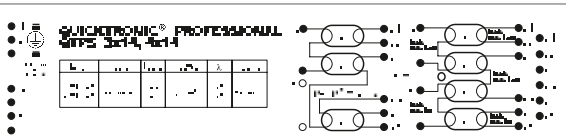

QTP5 3x14 GII, 4x14 GII



QTP-OPTIMAL 1x18-40
QTP-OPTIMAL 1x54-58



QTP-OPTIMAL 2x18-40
QTP-OPTIMAL 2x54-58

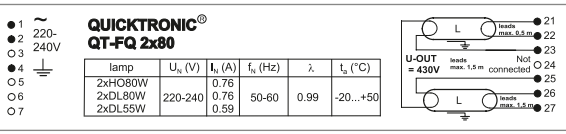

QUICKTRONIC®
QT-FQ 2x80

lamp	U_N (V)	I_N (A)	f_N (Hz)	λ	t_a (°C)
2xHO80W	220-240	0.76	50-60	0.99	-20...+50
2xDL80W		0.76			
2xDL55W		0.59			

QT-FQ 2x80



QTP-FC 1x55

Wiring diagrams for non-dimmable (T5) ECGs

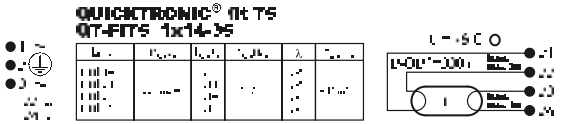

QT-FIT5 1x14-35
QT-FIT5 1x49

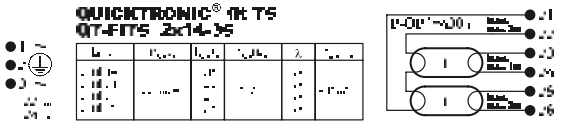

QT-FIT5 2x14-35
QT-FIT5 2x49

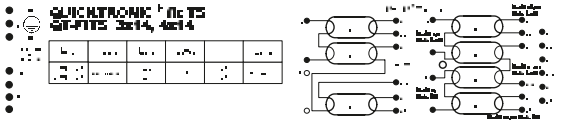

QT-FIT5 3x14, 4x14

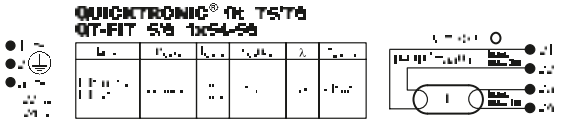

QT-FIT5/8 1x18-39
QT-FIT5/8 1x54-58

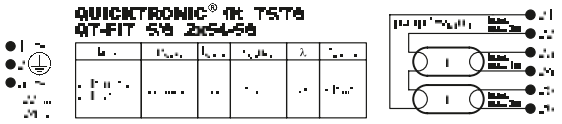

QT-FIT5/8 2x18-39
QT-FIT5/8 2x54-58



QTz5 1x14/220-240
QTz5 1x21/220-240
QTz5 1x28/220-240

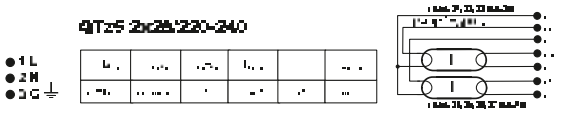

QTz5 2x14/220-240
QTz5 2x28/220-240

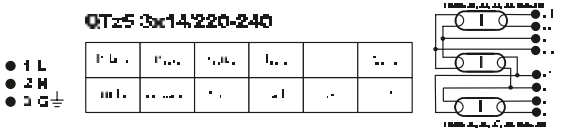

QTz5 3x14/220-240

Wiring diagrams for non-dimmable (T8) ECGs



QT-FIT8 1x18
QT-FIT8 1x36
QT-FIT8 1x58-70



QT-FIT8 2x18
QT-FIT8 2x36
QT-FIT8 2x58-70

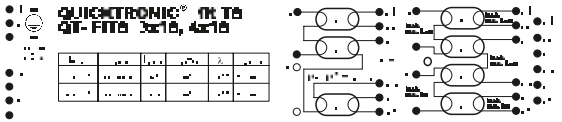

QT-FIT8 3x18, 4x18

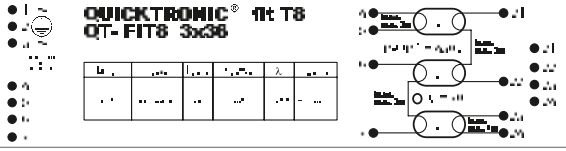

QT-FIT8 3x36

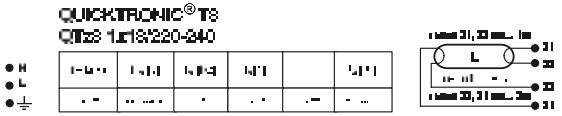

QTz8 1x18
QTz8 1x36

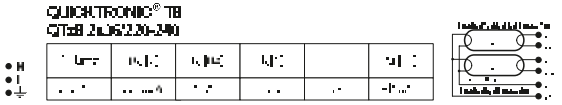

QTz8 2x18
QTz8 2x36

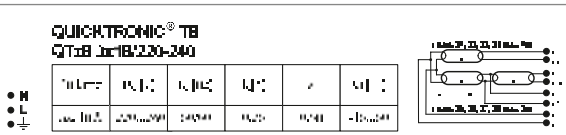

QTz8 3x18

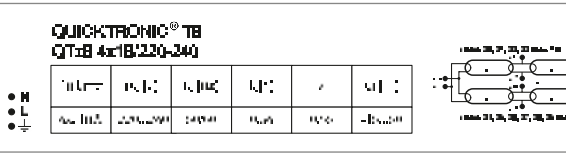

QTz8 4x18

Wiring diagrams for non-dimmable (CFL) ECGs

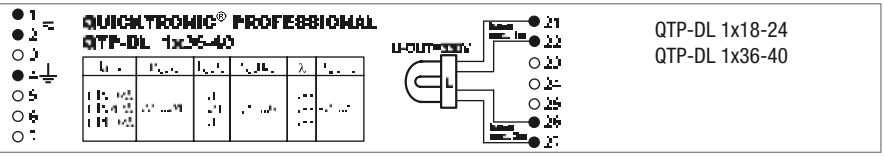

QTP-DL 1x18-24
QTP-DL 1x36-40

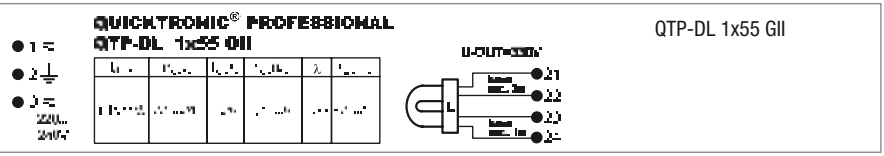

QTP-DL 1x55 GII

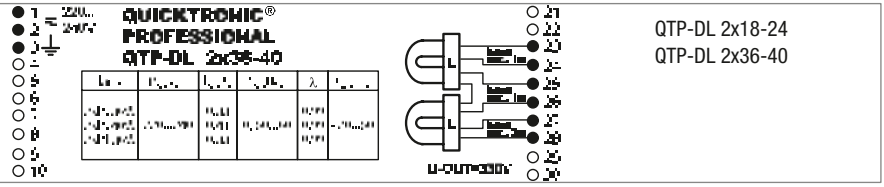

QTP-DL 2x18-24
QTP-DL 2x36-40

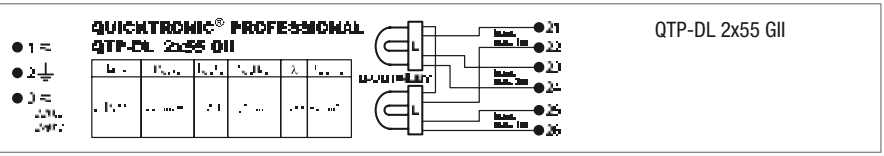

QTP-DL 2x55 GII

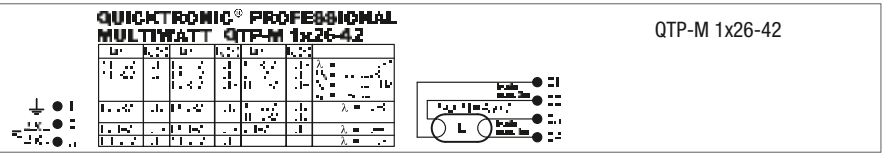

QTP-M 1x26-42

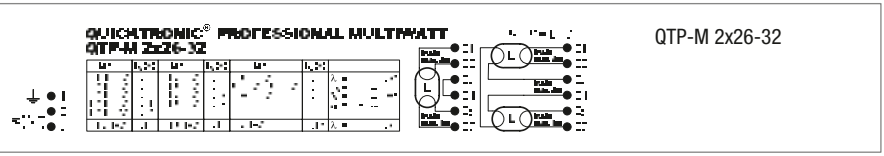

QTP-M 2x26-32

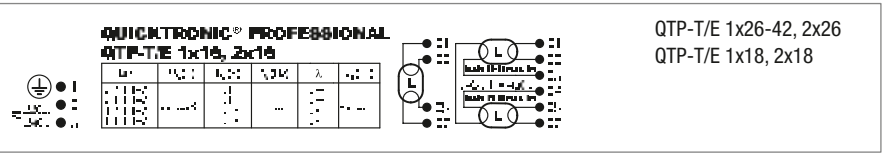

QTP-T/E 1x26-42, 2x26
QTP-T/E 1x18, 2x18

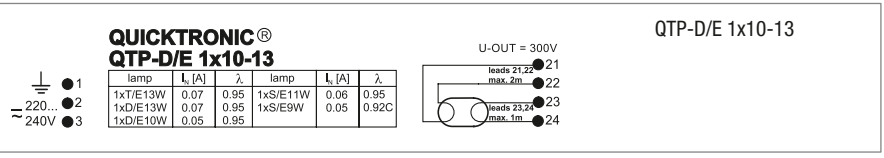

QTP-D/E 1x10-13

QTP-D/E 2x10-13

QUICKTRONIC®
QTP-D/E 2x10-13

lamp	I_N [A]	λ	lamp	I_N [A]	λ
2xT/E13W	0.13	0.95	2xS/E11W	0.12	0.95
2xD/E13W	0.13	0.95	2xS/E9W	0.09	0.92C
2xD/E10W	0.10	0.95			

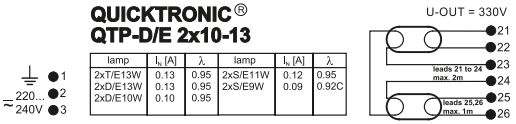

QT-M 2x26-42/220-240 S

QUICKTRONIC® MULTIWATT
QT-M 2x26-42/220-240 S

Lamp	I_N(A)	Lamp	I_N(A)	Lamp	I_N(A)
D/E 26W	0.23	L 36W	0.30	DL 24W	0.23
T/E 26W	0.23	FC 22W	0.23	DF 24W	0.23
T/E 32W	0.30	FC 22W+40W	0.30	DL 36W	0.30
T/E 42 W	0.39	FC 40W	0.38	DF 36W	0.30
		HO 24W	0.23		

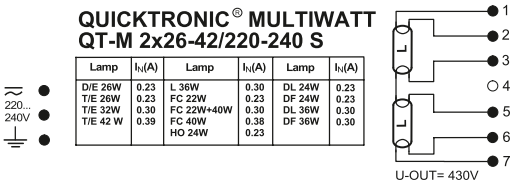

QT-ECO 1x18-21/220-240 S
QT-ECO 1x18-24/220-240 L
QT-ECO 1x18-24/220-240 S
QT-ECO 1x26/220-240 S
QT-ECO 1x4-16/220-240 L
QT-ECO 1x4-16/220-240 S

QUICKTRONIC® ECONOMIC
QT-ECO 1x18-21/220-240 S

Lamp	I_N(A)	Lamp	I_N(A)
D/E 18W	0.14	FH 21W	0.17
T/E 18W	0.14	2D 21W	0.17



QT-ECO 2x5-11/220-240 S

QUICKTRONIC ® ECONOMIC
QT-ECO 2x5-11/220-240 S

Lamp	I_N(A)	Lamp	I_N(A)	Lamp	I_N(A)
S/E 5W	0.10	S/E 11W	0.16	L 8W	0.12
S/E 7W	0.11	D/E 10W	0.14	L 10W	0.14
S/E 9W	0.13	L 6W	0.11		

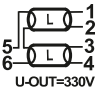

QT-ECO T/E 2x18/220-240
QT-ECO T/E 2x26/220-240

QUICKTRONIC® ECONOMIC
QT-ECO T/E 2x18/220-240

lamp	U_N (V)	I_N (A)	f_N (Hz)	λ	t_a (°C)
2xT/E 18W 2xD/E 18W	220-240	0.18	50-60	0.95	- 15...50

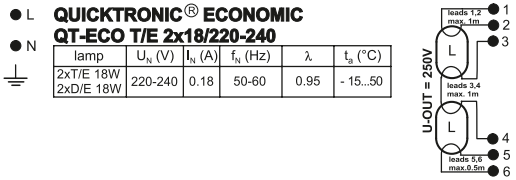





Index and general information

Glossary of the most important lighting terms	14.02
Alphanumeric product references	14.04
International Lamp Coding System ILCOS	14.21
Index of product names	14.32
Simple and correct disposal of lamps and luminaires	14.33
General notes Standard packs	14.37
Registered trademarks	14.38
CE labeling for luminaires, lamps and accessories	14.39
Symbols on our packaging	14.40
Symbols in the tables	14.42
Glossary	14.43

Glossary of the most important lighting terms

As with any technical or scientific discipline, lighting technology has its own special terms and concepts for defining the characteristics of lamps and fixtures and for standardizing the units of measurement.

The most important terms are described here.

Luminous flux Φ
Unit of measurement: lumen [lm]
Luminous flux Φ is all the radiated power emitted by a light source evaluated with the spectral sensitivity of the eye and the photometric radiation equivalent k_m.

Luminous intensity I
Unit of measurement: candela [cd]
Generally speaking, a light source emits its luminous flux Φ in different directions and at different intensities.

Luminous intensity is the luminous flux radiated in a particular direction (solid angle Ω).

Illuminance E
Unit of measurement: lux [lx]
Illuminance E is the ratio between the luminous flux and the area being illuminated.

An illuminance of 1 lx occurs when a luminous flux of 1 lm is evenly distributed over an area of 1 m^2.

Luminance L
Unit of measurement: candela per square meter [cd/m^2]
The luminance L of a light source or an illuminated area is a measure of the impression of brightness.

Luminous efficacy η
Unit of measurement: lumen per watt [lm/W]
Luminous efficacy η indicates the efficiency with which the electrical power consumed is converted into light.

Light and radiation
Light is taken to mean the electromagnetic radiation that the human eye perceives as brightness, in other words that part of the spectrum that can be seen. This is the radiation between 380 and 780 nm, a tiny fraction of the known spectrum of electromagnetic radiation.

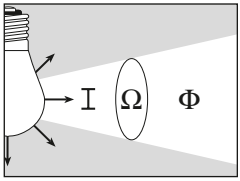

Luminous intensity I is a measure of the luminous flux Φ emitted in a solid angle Ω.

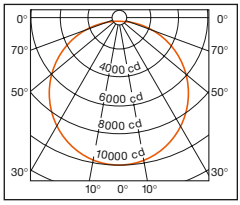

Polar diagram

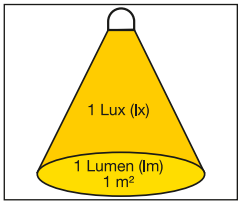

Illuminance E

Luminance L

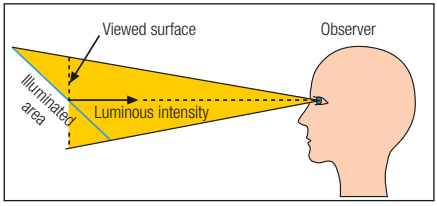

The most important photometric formulae:

Luminous intensity [cd] I	Luminous flux [lm] / Solid angle Ω [sr]
Illuminance [lx] E	Luminous flux falling on area [lm] / Illuminated area [m^2]
Luminance [cd/m^2] L	Luminous intensity [cd] / Viewed luminous area [m^2]
Luminous efficacy [lm/W] η	Generated luminous flux [lm] / Electrical power consumed [W]

Color temperature

Unit of measurement: Kelvin [K]
The color temperature of a light source is defined in comparison with a “black body radiator” and plotted on what is known as the “Planckian curve”. The higher the temperature of this “black body radiator” the greater the blue component in the spectrum and the smaller the red component. An incandescent lamp with a warm white light, for example, has a color temperature of 2700 K, whereas a daylight fluorescent lamp has a color temperature of 6000 K.

Light color

The light color of a lamp can be neatly defined in terms of color temperature. There are three main categories here:
Warm White <3300 K
Cool White 3300–5300 K
Daylight > 5300 K
Despite having the same light color, lamps may have very different color rendering properties owing to the spectral composition of their light.

Color rendering

As a rule, artificial light should enable the human eye to perceive colors correctly, as it would in natural daylight. Obviously, this depends to some extent on the location and purpose for which light is required.

The criterion here is the color rendering property of a light source. This is expressed as a “general color rendering index” (R_a).

The color rendering index is a measure of the correspondence between the color of an object (its “self-luminous color”) and its appearance under a reference light source. To determine the R_a values, eight test colors defined in accordance with DIN 6169 are illuminated with the reference light source and the light source under test. The smaller the discrepancy, the better the color rendering property of the lamp being tested.

A light source with an R_a value of 100 displays all colors exactly as they appear under the reference light source. The lower the R_a value, the worse the colors are rendered.

Luminaire efficiency

Luminaire efficiency (also known as light output ratio) is an important criterion in gauging the energy efficiency of a luminaire. This is the ratio between the luminous flux emitted by the luminaire and the luminous flux of the lamp (or lamps) installed in the luminaire.

Average life

The average life of a lamp is an average of the lives of individual lamps operated under standard conditions (50 % failure = average rated life).

Service life

Service life is a simple practical measure of the economical life of a lamp. It is the number of hours of operation after which the system luminous flux (i.e. the product of the relative luminous flux and the relative proportion of lamps still in operation) is around 80 % of the initial value.

Chromaticity diagram to DIN 5033

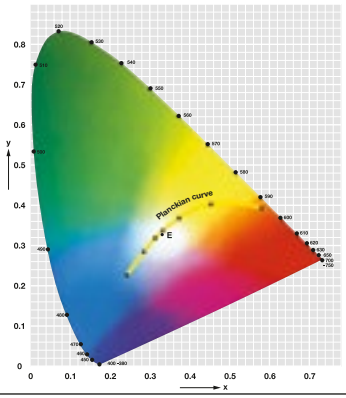

Extract from the chromaticity diagram showing the Planckian curve

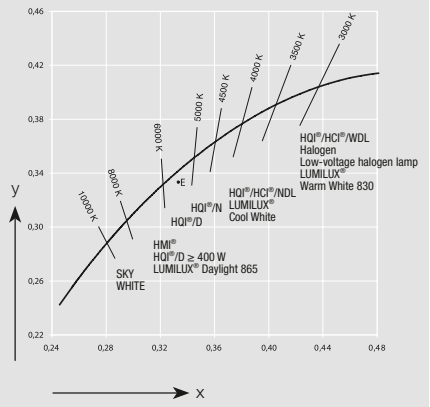

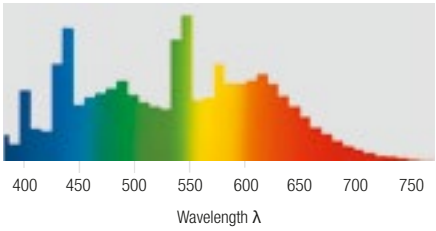

Spectrum of a BIOLUX® fluorescent lamp.
The radiation is very evenly distributed over the entire visible range.

Alphanumeric product references

Product name	GTIN (EAN)	Page
4P4C CONNECTION CABLE 100CM	4008321660169	5.99
4P4C CONNECTION CABLE 200CM	4008321660190	5.99
4P4C CONNECTION CABLE 25CM	4008321660145	5.99
4P4C CONNECTION CABLE 50CM	4008321660152	5.99
BA-DS-PL-865	4052899245891	3.102
BA-L-BC-865	4052899231931	3.107
BA-L-PL-830	4052899240919	3.100
BA-L-PL-840	4052899240896	3.100
BA-L-PL-865	4052899240872	3.100
BA-M-BC-865	4052899231979	3.106
BA-M-PL RD	4052899300552	3.99
BA-M-PL-830	4052899300538	3.99
BA-M-PL-840	4052899300514	3.99
BA-M-PL-865	4052899300491	3.99
BA-MP	4052899145863	3.108
BA-RGBW-PL G15	4052899946972	3.103
BA-S-PL BL	4052899300675	3.98
BA-S-PL GN	4052899300651	3.98
BA-S-PL RD	4052899300637	3.98
BA-S-PL-830	4052899300613	3.98
BA-S-PL-840	4052899300590	3.98
BA-S-PL-865	4052899300576	3.98
BA-SM-MP	4052899264540	3.108
BA-TW-PL 865-82	4052899946958	3.104
BA-XL-PL-830	4052899245853	3.101
BA-XL-PL-840	4052899245839	3.101
BA-XL-PL-865	4052899245815	3.101
BA-XS-BC-865	4052899226241	3.105
BIF-600	4006584677078	5.71
BX-DS-MB	4008321872173	3.111
BX-DS-MP	4008321880307	3.110
BX-L-PL-765	4052899201088	3.97
BX-L-PL-830	4052899200517	3.97
BX-L-PL-840	4052899200968	3.97
BX-M-PL-830	4052899947030	3.96
BX-M-PL-840	4052899947016	3.96
BX-M-PL-865	4052899946996	3.96
BX-MP	4008321981110	3.109
BX-XS-PL-765	4052899269651	3.95
BX-XS-PL-830	4052899269811	3.95
BX-XS-PL-840	4052899269736	3.95
CABLE CLAMP K2	4008321190727	13.62
CABLE CLAMP QT-K3	4008321190741	13.62
CFL SQUARE 16 W/827 GR10Q	4050300816890	9.23
CFL SQUARE 16 W/827 GR8	4050300816852	9.22
CFL SQUARE 16 W/835 GR10Q	4050300816876	9.23
CFL SQUARE 16 W/835 GR8	4050300816838	9.22
CFL SQUARE 28 W/827 GR10Q	4050300816951	9.23
CFL SQUARE 28 W/827 GR8	4050300816913	9.22
CFL SQUARE 28 W/835 GR10Q	4050300816982	9.23
CFL SQUARE 28 W/835 GR8	4050300816937	9.22
CFL SQUARE 38 W/827 GR10Q	4050300817002	9.23
CFL SQUARE 38 W/835 GR10Q	4050300817026	9.23
CP51-W4F-8-827	4008321975881	3.26
DALI CON LI	4050300638973	5.91
DALI CON SO	4050300639802	5.92
DALI EASY III	4008321053046	5.26
DALI EASY IR	4008321053138	5.31
DALI EASY RMC	4008321053152	5.29
DALI EASY SO	4008321691040	5.27

Product name	GTIN (EAN)	Page
DALI ECU	4052899016842	5.68
DALI HIGHBAY ADAPTER	4008321774132	5.88
DALI LS/PD BASIC	4050300639949	5.39
DALI LS/PD CI	4052899930292	5.84
DALI LS/PD LI	4052899043954	5.83
DALI magic	4052899039551	4.40
DALI MCU	4008321189721	5.05
DALI MULTIECO	4008321659262	5.50
DALI PCU	4052899955622	5.04
DALI PRO Cont-4 RTC	4008321710871	5.61
DALI PRO PB Coupler	4008321496461	5.82
DALI PRO Sensor Coupler	4008321379269	5.85
DALI PRO Touch Panel	4008321957009	5.63
DALI RC BASIC SO	4050300654973	5.38
DALI REP LI	4008321292599	5.89
DALI REP SO	4008321301093	5.90
DALI Sensor Coupler E	4052899230491	5.87
DALI Sensor Coupler HF LS LI	4052899141728	5.86
DALI SWITCH SO	4008321533364	5.93
DALI WCU 5 BASIC W	4050300771106	5.40
DALIECO CONTROL	4008321988645	5.42
DALIeco LS/PD LI	4008321988652	5.44
DALIeco LS/PD LI NP	4052899914636	5.45
DALIeco Remote PC KIT	4052899195967	5.47
DALIECO SWARM ADAPTER	4052899955646	5.43
DE1-W4F-830	4052899043053	3.27
DE1-W4F-850	4052899042872	3.27
DECOPIN 40 W 220…240 V 40° G9	4008321907189	10.12
DECOR A BLUE 11 W 240 V E27	4008321545862	12.02
DECOR A GREEN 11 W 240 V E27	4008321545893	12.02
DECOR A ORANGE 11 W 240 V E27	4008321545916	12.02
DECOR A RED 11 W 240 V E27	4008321545824	12.02
DECOR A YELLOW 11 W 240 V E27	4008321480910	12.02
DECOSTAR 35 10 W 12 V 36° GU4	4050300443935	10.37
DECOSTAR 35 20 W 12 V 36° GU4	4050300346168	10.37
DECOSTAR 35 35 W 12 V 36° GU4	4050300346229	10.37
DECOSTAR 35 TITAN 20 W 12 V 10° GU4	4050300529301	10.33
DECOSTAR 35 TITAN 20 W 12 V 36° GU4	4050300529325	10.33
DECOSTAR 35 TITAN 35 W 12 V 10° GU4	4050300529349	10.33
DECOSTAR 35 TITAN 35 W 12 V 36° GU4	4050300529363	10.33
DECOSTAR 51 ALU 20 W 12 V 36° GU5.3	4050300428819	10.34
DECOSTAR 51 ALU 35 W 12 V 36° GU5.3	4050300428833	10.34
DECOSTAR 51 ALU 50 W 12 V 36° GU5.3	4050300428857	10.34
DECOSTAR 51 PRO 14 W 12 V 10° GU5.3	4008321945020	10.31
DECOSTAR 51 PRO 14 W 12 V 36° GU5.3	4008321945044	10.31
DECOSTAR 51 PRO 20 W 12 V 10° GU5.3	4050300620169	10.31
DECOSTAR 51 PRO 20 W 12 V 24° GU5.3	4050300620183	10.31
DECOSTAR 51 PRO 20 W 12 V 36° GU5.3	4050300620206	10.31
DECOSTAR 51 PRO 20 W 12 V 60° GU5.3	4050300620220	10.31
DECOSTAR 51 PRO 35 W 12 V 10° GU5.3	4050300516592	10.31
DECOSTAR 51 PRO 35 W 12 V 24° GU5.3	4050300516615	10.31
DECOSTAR 51 PRO 35 W 12 V 36° GU5.3	4050300516639	10.31
DECOSTAR 51 PRO 35 W 12 V 60° GU5.3	4050300516653	10.31
DECOSTAR 51 PRO 50 W 12 V 10° GU5.3	4050300516677	10.31
DECOSTAR 51 PRO 50 W 12 V 24° GU5.3	4050300516691	10.31
DECOSTAR 51 PRO 50 W 12 V 36° GU5.3	4050300516714	10.31
DECOSTAR 51 PRO 50 W 12 V 60° GU5.3	4050300516738	10.31
DECOSTAR 51 TITAN 20 W 12 V 10° GU5.3	4050300428635	10.32
DECOSTAR 51 TITAN 20 W 12 V 36° GU5.3	4050300428659	10.32
DECOSTAR 51 TITAN 20 W 12 V 60° GU5.3	4050300428673	10.32

Product name	GTIN (EAN)	Page
DECOSTAR 51 TITAN 35 W 12 V 10° GU5.3	4050300428697	10.32
DECOSTAR 51 TITAN 35 W 12 V 24° GU5.3	4050300476414	10.32
DECOSTAR 51 TITAN 35 W 12 V 36° GU5.3	4050300428710	10.32
DECOSTAR 51 TITAN 35 W 12 V 60° GU5.3	4050300428734	10.32
DECOSTAR 51 TITAN 50 W 12 V 10° GU5.3	4050300428758	10.32
DECOSTAR 51 TITAN 50 W 12 V 24° GU5.3	4050300465708	10.32
DECOSTAR 51 TITAN 50 W 12 V 36° GU5.3	4050300428772	10.32
DECOSTAR 51 TITAN 50 W 12 V 60° GU5.3	4050300428796	10.32
DECOSTAR 51S 20 W 12 V 36° GU5.3	4050300272511	10.36
DECOSTAR 51S 35 W 12 V 36° GU5.3	4050300272634	10.36
DECOSTAR 51S 50 W 12 V 36° GU5.3	4050300272795	10.36
DECOSTAR CB 50 W 12 V 36° GU5.3	4050300816661	10.35
DIM MCU P	4050300347424	5.06
DIM MICO	4008321586056	5.13
DIM MULTI	4050300554471	5.11
DIM MULTIeco	4008321507273	5.51
DIM PICO	4050300554457	5.12
DIM SA	4008321097095	5.95
DINT FCY 14W/827 220-240V E27	4008321986795	8.02
DINT FCY 18W/827 220-240V E27	4008321986801	8.02
DINT LL 11W/827 220-240V E27	4008321986764	8.03
DINT LL 14W/827 220-240V E27	4008321986542	8.03
DINT LL 18W/827 220-240V E27	4008321986559	8.03
DINT LL 22W/827 220-240V E27	4008321986566	8.03
DINT LL 30W/827 220-240V E27	4008321986771	8.03
DINT SENSOR 15W/827 220-240V E27	4008321987082	8.04
DP35-W4F-7-827	4008321976161	3.25
DP35-W4F-7-857	4008321976185	3.25
DP35-W4F-9-827	4008321976208	3.25
DP35-W4F-9-857	4008321976222	3.25
DUL CIRCOLUX 24W/827 220-240V E27	4008321662224	8.07
DULUX CL P 6W/827 220-240V E14	4008321666321	8.10
DULUX CL P 6W/827 220-240V E27	4008321666307	8.10
DULUX CL P 9W/827 220-240V E14	4008321986450	8.10
DULUX CL P 9W/827 220-240V E27	4008321986443	8.10
DULUX CLA 11W/827 220-240V E27	4008321942593	8.08
DULUX CLA 15W/827 220-240V E27	4008321942616	8.08
DULUX CLA 20W/827 220-240V E27	4008321954701	8.08
DULUX CLB 6W/827 220-240V E14	4052899011519	8.09
DULUX CLB 9W/827 220-240V E14	4008321374899	8.09
DULUX D 10 W/827	4050300008110	9.07
DULUX D 10 W/830	4050300025681	9.07
DULUX D 10 W/840	4050300010595	9.07
DULUX D 13 W/827	4050300008127	9.07
DULUX D 13 W/830	4050300025698	9.07
DULUX D 13 W/840	4050300010625	9.07
DULUX D 13 W/865	4050300487106	9.07
DULUX D 18 W/827	4050300011462	9.07
DULUX D 18 W/830	4050300025704	9.07
DULUX D 18 W/835	4050300028873	9.07
DULUX D 18 W/840	4050300012056	9.07
DULUX D 18 W/865	4050300487120	9.07
DULUX D 26 W/827	4050300011912	9.07
DULUX D 26 W/830	4050300025711	9.07
DULUX D 26 W/835	4050300028897	9.07
DULUX D 26 W/840	4050300012049	9.07
DULUX D 26 W/865	4050300486987	9.07
DULUX D/E 10 W/827	4050300012124	9.09
DULUX D/E 10 W/830	4050300419435	9.09
DULUX D/E 10 W/840	4050300017587	9.09
DULUX D/E 13 W/827	4050300012131	9.09
DULUX D/E 13 W/830	4050300389059	9.09
DULUX D/E 13 W/840	4050300017594	9.09
DULUX D/E 18 W/827	4050300012148	9.09
DULUX D/E 18 W/830	4050300327211	9.09
DULUX D/E 18 W/835	4050300450971	9.09
DULUX D/E 18 W/840	4050300017617	9.09
DULUX D/E 18 W/865	4050300564944	9.09
DULUX D/E 26 W/827	4050300012230	9.09
DULUX D/E 26 W/830	4008321508782	9.09
DULUX D/E 26 W/830	4050300327235	9.09
DULUX D/E 26 W/835	4050300450995	9.09
DULUX D/E 26 W/840	4050300020303	9.09
DULUX D/E 26 W/865	4008321185877	9.09
DULUX F 18 W/827 2G10	4050300333564	9.21
DULUX F 18 W/830 2G10	4050300333540	9.21
DULUX F 18 W/840 2G10	4050300333526	9.21
DULUX F 24 W/827 2G10	4050300333625	9.21
DULUX F 24 W/830 2G10	4050300333601	9.21
DULUX F 24 W/840 2G10	4050300333588	9.21
DULUX F 36 W/827 2G10	4050300312187	9.21
DULUX F 36 W/830 2G10	4050300299051	9.21
DULUX F 36 W/840 2G10	4050300299037	9.21
DULUX GL 15W/827 220-240V E27	4052899207127	8.11
DULUX GL 20W/827 220-240V E27	4052899207301	8.11
DULUX L 18 W/827 2G11	4050300010748	9.14
DULUX L 18 W/830 2G11	4050300010731	9.14
DULUX L 18 W/840 2G11	4050300010724	9.14
DULUX L 18 W/930 2G11	4050300018324	9.17
DULUX L 18 W/940 2G11	4050300018560	9.17
DULUX L 18 W/954 2G11	4050300018423	9.17
DULUX L 24 W/827 2G11	4050300010779	9.14
DULUX L 24 W/830 2G11	4050300010762	9.14
DULUX L 24 W/840 2G11	4050300010755	9.14
DULUX L 24 W/930 2G11	4050300018386	9.17
DULUX L 24 W/954 2G11	4050300018447	9.17
DULUX L 36 W/827 2G11	4050300010809	9.14
DULUX L 36 W/830 2G11	4050300010793	9.14
DULUX L 36 W/835 2G11	4050300295930	9.14
DULUX L 36 W/840 2G11	4050300010786	9.14
DULUX L 36 W/865 2G11	4050300328263	9.14
DULUX L 36 W/930 2G11	4050300018393	9.17
DULUX L 36 W/940 2G11	4050300018607	9.17
DULUX L 36 W/954 2G11	4050300018461	9.17
DULUX L 40 W/830 2G11	4050300298894	9.14
DULUX L 40 W/835 2G11	4050300295954	9.14
DULUX L 40 W/840 2G11	4008321104823	9.16
DULUX L 40 W/840 2G11	4050300279909	9.14
DULUX L 40 W/865 2G11	4050300592008	9.14
DULUX L 40 W/954 2G11	4050300315799	9.17
DULUX L 55 W/827 2G11	4050300315881	9.14
DULUX L 55 W/830 2G11	4050300298917	9.14
DULUX L 55 W/835 2G11	4050300295978	9.14
DULUX L 55 W/840 2G11	4008321104847	9.16
DULUX L 55 W/840 2G11	4050300295879	9.14
DULUX L 55 W/865 2G11	4050300553900	9.14
DULUX L 55 W/930 2G11	4050300370705	9.17
DULUX L 55 W/940 2G11	4050300197999	9.17
DULUX L 55 W/954 2G11	4050300321400	9.17
DULUX L 80 W/830 2G11	4050300665467	9.14

Alphanumeric product references

Product name	GTIN (EAN)	Page
DULUX L 80 W/840 2G11	4008321104861	9.16
DULUX L 80 W/840 2G11	4050300665481	9.14
DULUX L HE 26 W/840 2GX11	4008321508713	9.19
DULUX L HE 28 W/840 2GX11	4008321296757	9.19
DULUX L SP 18 W/830 2G11	4050300300276	9.18
DULUX L SP 18 W/840 2G11	4008321280497	9.18
DULUX L SP 24 W/830 2G11	4050300300238	9.18
DULUX L SP 24 W/840 2G11	4008321280510	9.18
DULUX L XT 18 W/830 2G11	4008321507570	9.20
DULUX L XT 18 W/840 2G11	4008321507594	9.20
DULUX L XT 24 W/830 2G11	4008321507617	9.20
DULUX L XT 24 W/840 2G11	4008321507631	9.20
DULUX L XT 36 W/830 2G11	4008321507655	9.20
DULUX L XT 36 W/840 2G11	4008321507679	9.20
DULUX L XT 55 W/840 2G11	4008321507716	9.20
DULUX S 11 W/827	4050300006017	9.11
DULUX S 11 W/830	4050300025759	9.11
DULUX S 11 W/840	4050300010618	9.11
DULUX S 5 W/827	4050300006130	9.11
DULUX S 5 W/840	4050300010564	9.11
DULUX S 7 W/827	4050300005997	9.11
DULUX S 7 W/827	4050300006086	9.11
DULUX S 7 W/830	4050300025735	9.11
DULUX S 7 W/840	4050300010571	9.11
DULUX S 9 W/60	4050300015927	9.11
DULUX S 9 W/66	4050300015934	9.11
DULUX S 9 W/67	4050300015941	9.11
DULUX S 9 W/827	4050300006000	9.11
DULUX S 9 W/830	4050300025742	9.11
DULUX S 9 W/840	4050300010588	9.11
DULUX S/E 11 W/827	4050300017662	9.13
DULUX S/E 11 W/830	4050300589374	9.13
DULUX S/E 11 W/840	4050300020181	9.13
DULUX S/E 7 W/827	4050300017648	9.13
DULUX S/E 7 W/830	4050300591988	9.13
DULUX S/E 7 W/840	4050300020167	9.13
DULUX S/E 9 W/827	4050300017655	9.13
DULUX S/E 9 W/830	4050300589398	9.13
DULUX S/E 9 W/840	4050300020174	9.13
DULUX STICK 11W/827 220-240V E14	4008321989840	8.05
DULUX STICK 11W/827 220-240V E27	4008321363794	8.05
DULUX STICK 15W/827 220-240V E27	4008321363824	8.05
DULUX STICK 20W/827 220-240V E27	4008321363855	8.05
DULUX STICK 23W/827220-240V E27	4008321986863	8.05
DULUX STICK 8W/827 220-240V E14	4052899921344	8.05
DULUX STICK 8W/827 220-240V E27	4052899921337	8.05
DULUX T PLUS 13 W/830	4050300446929	9.02
DULUX T PLUS 13 W/840	4050300446905	9.02
DULUX T PLUS 18 W/827	4050300333502	9.02
DULUX T PLUS 18 W/830	4050300333489	9.02
DULUX T PLUS 18 W/840	4050300333465	9.02
DULUX T PLUS 26 W/827	4050300342085	9.02
DULUX T PLUS 26 W/830	4050300342061	9.02
DULUX T PLUS 26 W/840	4050300342047	9.02
DULUX T/E CONSTANT 26 W/830	4050300425467	9.05
DULUX T/E CONSTANT 26 W/840	4050300425443	9.05
DULUX T/E CONSTANT 32 W/827	4050300425542	9.05
DULUX T/E CONSTANT 32 W/830	4050300425528	9.05
DULUX T/E CONSTANT 32 W/840	4050300425504	9.05
DULUX T/E CONSTANT 42 W/827	4050300425603	9.05
DULUX T/E CONSTANT 42 W/830	4050300425580	9.05
DULUX T/E CONSTANT 42 W/840	4050300425566	9.05
DULUX T/E PLUS 13 W/827	4050300447001	9.03
DULUX T/E PLUS 13 W/830	4050300446981	9.03
DULUX T/E PLUS 13 W/840	4050300446967	9.03
DULUX T/E PLUS 18 W/827	4050300342269	9.03
DULUX T/E PLUS 18 W/830	4050300342245	9.03
DULUX T/E PLUS 18 W/840	4050300342221	9.03
DULUX T/E PLUS 26 W/827	4050300342320	9.03
DULUX T/E PLUS 26 W/830	4050300342306	9.03
DULUX T/E PLUS 26 W/840	4050300342283	9.03
DULUX T/E PLUS 32 W/827	4050300348605	9.03
DULUX T/E PLUS 32 W/830	4050300348582	9.03
DULUX T/E PLUS 32 W/840	4050300348568	9.03
DULUX T/E PLUS 42 W/827	4050300425665	9.03
DULUX T/E PLUS 42 W/830	4050300425641	9.03
DULUX T/E PLUS 42 W/840	4050300425627	9.03
DULUX T/E XT 32 W/830	4008321511911	9.06
DULUX T/E XT 32 W/840	4008321511935	9.06
DULUX T/E XT 42 W/830	4008321511959	9.06
DULUX T/E XT 42 W/840	4008321511973	9.06
DULUX TWIST 12W/827 220-240V E14	4008321605955	8.06
DULUX TWIST 12W/827 220-240V E27	4008321605924	8.06
DULUX TWIST 15W/827 220-240V E14	4052899915732	8.06
DULUX TWIST 15W/827 220-240V E27	4008321605986	8.06
DULUX TWIST 20W/827 220-240V E27	4008321606013	8.06
DULUX TWIST 23W/827 220-240V E27	4008321606044	8.06
DULUX TWIST 9W/827 220-240V E14	4008321511034	8.06
DUO	4008321496355	5.10
EASY DMX 16X4 SO	4008321441522	5.25
EASY Hybrid Remote	4008321421739	5.28
EASY IR CI	4008321915573	5.30
EASY PB Coupler	4008321915597	5.35
EASY PC KIT	4008321915559	5.34
EASY RC	4008321421753	5.32
EASY SYS CP	4008321320902	5.36
EASY Touch Panel	4008321956989	5.33
EBN-OS	4006584548019	13.54
EBN-OS /230	4006584548019	4.42
ECO CI Kit	4008321392091	5.102
Element LD 15/220…240/350	4052899947085	4.26
Element LD 20/220…240/500	4052899947092	4.26
Element LD 30/220…240/700	4052899947108	4.26
Element LD 38/220…240/900	4052899947115	4.26
Element LD 45/220…240/1A0	4052899947122	4.26
Element LD 60/220…240/1A4	4052899947139	4.26
Element LD 8/220…240/180	4052899947078	4.26
Emergency Lighting 6 W/640	4008321152381	6.13
Emergency Lighting 6 W/840	4008321325662	6.14
Emergency Lighting 8 W/640	4050300606644	6.13
Emergency Lighting 8 W/840	4008321325846	6.14
EN-SCPPH-0450-ZB	4052899957343	5.74
EN-SSU-1U	4008321791535	5.69
EN-SSU-BIF-KIT	4006584794676	5.70
EN-WCM-ZB-EU	4052899957350	5.75
EN-WM-ZB-P3D	4052899957336	5.72
EN-WS-SC3-ZB-WH	4052899957367	5.73
ET-PARROT 105/220…240 I	4008321111579	13.59
ET-PARROT 70/220…240 I	4008321111593	13.59
FC 22 W/827	4050300646237	6.15

Alphanumeric product references

Product name	GTIN (EAN)	Page
FC 22 W/830	4050300528489	6.15
FC 22 W/840	4050300528465	6.15
FC 22 W/865	4050300528441	6.15
FC 40 W/827	4050300646251	6.15
FC 40 W/830	4050300528540	6.15
FC 40 W/840	4050300528526	6.15
FC 40 W/865	4050300528502	6.15
FC 55 W/827	4050300646275	6.15
FC 55 W/830	4050300528601	6.15
FC 55 W/840	4050300528588	6.15
FC 55 W/865	4050300528564	6.15
FM 11 W/730	4008321157720	6.33
FM 11 W/740	4008321157751	6.33
FM 11 W/760	4008321157782	6.33
FM 13 W/730	4008321157836	6.33
FM 13 W/740	4008321157867	6.33
FM 13 W/760	4008321157898	6.33
FM 6 W/730	4008321157546	6.33
FM 6 W/740	4008321157577	6.33
FM 8 W/730	4008321157638	6.33
FM 8 W/740	4008321157669	6.33
FM 8 W/760	4008321157690	6.33
Gateway e:bus DALI	4008321957085	5.62
Glass Touch 12T	4006584745937	5.65
Glass Touch T6 XT I WT	4006584745951	5.64
Glass Touch T6R	4006584745975	5.66
HAL CL A 116 W 230 V E27	4008321928153	10.02
HAL CL A 20 W 230 V E27	4008321927163	10.02
HAL CL A 30 W 230 V E27	4008321211828	10.02
HAL CL A 46 W 230 V E27	4008321212078	10.02
HAL CL A 57 W 230 V E27	4008321927187	10.02
HAL CL A 77 W 230 V E27	4008321927200	10.02
HAL CL B 20 W 230 V E14	4008321927286	10.03
HAL CL B 30 W 230 V E14	4008321212153	10.03
HAL CL B 46 W 230 V E14	4008321927309	10.03
HAL CL BW 30 W 230 V E14	4008321927385	10.04
HAL CL BW 46 W 230 V E14	4008321984906	10.04
HAL CL P 20 W 230 V E14	4008321927446	10.05
HAL CL P 20 W 230 V E27	4008321927569	10.05
HAL CL P 30 W 230 V E14	4008321927460	10.05
HAL CL P 30 W 230 V E27	4008321927583	10.05
HAL CL P 46 W 230 V E14	4008321927484	10.05
HAL CL P 46 W 230 V E27	4008321927606	10.05
HAL CL R50 20 W 230 V E14	4008321984852	10.06
HAL CL R50 30 W 230 V E14	4008321212115	10.06
HAL CL R50 46 W 230 V E14	4008321984869	10.06
HAL CL R63 30 W 230 V E27	4008321670953	10.07
HAL CL R63 46 W 230 V E27	4008321212139	10.07
HALOLINE 1000 W 230 V R7S	4050300004174	10.21
HALOLINE 1500 W 230 V R7S	4050300004181	10.21
HALOLINE 2000 W 230 V FA4	4050300004198	10.21
HALOLINE 2000 W 230 V R7S	4050300004204	10.21
HALOLINE 750 W 230 V R7S	4050300004167	10.21
HALOLINE PRO 120 W 230 V R7S	4008321928092	10.20
HALOLINE PRO 120 W 230 V R7S	4008321977670	10.20
HALOLINE PRO 160 W 230 V R7S	4008321977755	10.20
HALOLINE PRO 230 W 230 V R7S	4008321207692	10.20
HALOLINE PRO 400 W 230 V R7S	4008321207715	10.20
HALOLINE PRO 48 W 230 V R7S	4008321977595	10.20
HALOLINE PRO 80 W 230 V R7S	4008321928078	10.20
HALOLUX CERAM 100 W 230 V B15D	4008321393760	10.09
HALOLUX CERAM 100 W 230 V E27	4008321393845	10.09
HALOLUX CERAM 150 W 230 V B15D	4008321393784	10.09
HALOLUX CERAM 150 W 230 V E27	4008321393869	10.09
HALOLUX CERAM 205 W 230 V B15D	4008321393807	10.09
HALOLUX CERAM 205 W 230 V E27	4008321393883	10.09
HALOLUX CERAM 40 W 230 V B15D	4008321393319	10.09
HALOLUX CERAM 60 W 230 V B15D	4008321393708	10.09
HALOLUX CERAM 60 W 230 V B15D	4008321393722	10.09
HALOLUX CERAM 70 W 230 V B15D	4008321393746	10.09
HALOLUX CERAM 70 W 230 V E27	4008321393821	10.09
HALOLUX T 25 W 230 V E14	4050300500942	10.08
HALOLUX T 40 W 230 V E14	4050300363707	10.08
HALOLUX T 60 W 230 V E14	4050300331638	10.08
HALOPAR 16 20 W 230 V 35° GU10	4008321279057	10.14
HALOPAR 16 35 W 230 V 35° GU10	4050300727165	10.14
HALOPAR 16 40 W 230 V 35° E14	4050300938479	10.15
HALOPAR 16 50 W 230 V 35° GU10	4050300580111	10.14
HALOPAR 16 50 W 230 V 35° GZ10	4050300501857	10.14
HALOPAR 20 50 W 230 V 10° E27	4050300406800	10.17
HALOPAR 20 50 W 230 V 10° E27	4050300406848	10.17
HALOPAR 20 50 W 230 V 30° E27	4050300406824	10.17
HALOPAR 20 50 W 230 V 30° E27	4050300406862	10.17
HALOPAR 20 75 W 230 V 30° GU10	4050300856971	10.16
HALOPAR 30 75 W 230 V 10° E27	4050300338460	10.18
HALOPAR 30 75 W 230 V 30° E27	4050300338484	10.18
HALOPAR 30 75 W 230 V 30° E27	4050300338507	10.18
HALOPAR 38 100 W 240 V 30° E27	4008321372062	10.19
HALOPAR 38 50 W 240 V 30° E27	4008321380364	10.19
HALOPAR 38 75 W 240 V 12° E27	4008321380401	10.19
HALOPAR 38 75 W 240 V 30° E27	4008321380340	10.19
HALOPAR PRO 30 W 230 V 30° GU10	4008321927767	10.13
HALOPAR PRO 40 W 230 V 30° GU10	4008321208767	10.13
HALOPIN OVEN 25 W 230 V G9	4008321703552	10.11
HALOPIN OVEN 40 W 230 V G9	4008321703576	10.11
HALOPIN PRO 20 W 230 V G9	4008321945273	10.10
HALOPIN PRO 33 W 230 V G9	4008321208668	10.10
HALOPIN PRO 48 W 230 V G9	4008321945334	10.10
HALOPIN PRO 60 W 230 V G9	4008321945372	10.10
HALOSPOT 111 100 W 12 V 24° G53	4050300358628	10.28
HALOSPOT 111 100 W 12 V 45° G53	4050300358642	10.28
HALOSPOT 111 100 W 12 V 6° G53	4050300358604	10.28
HALOSPOT 111 35 W 12 V 24° G53	4050300335766	10.28
HALOSPOT 111 35 W 12 V 4° G53	4050300335728	10.28
HALOSPOT 111 35 W 6 V 4° G53	4050300011141	10.28
HALOSPOT 111 50 W 12 V 24° G53	4050300011769	10.28
HALOSPOT 111 50 W 12 V 4° G53	4050300011165	10.28
HALOSPOT 111 50 W 12 V 45° G53	4008321909213	10.28
HALOSPOT 111 50 W 12 V 6° G53	4050300011752	10.28
HALOSPOT 111 75 W 12 V 24° G53	4050300011783	10.28
HALOSPOT 111 75 W 12 V 45° G53	4050300011790	10.28
HALOSPOT 111 75 W 12 V 6° G53	4050300011776	10.28
HALOSPOT 111 PRO 35 W 12 V 24° G53	4050300656847	10.27
HALOSPOT 111 PRO 35 W 12 V 6° G53	4050300656823	10.27
HALOSPOT 111 PRO 50 W 12 V 24° G53	4050300656885	10.27
HALOSPOT 111 PRO 50 W 12 V 40° G53	4008321909237	10.27
HALOSPOT 111 PRO 50 W 12 V 6° G53	4050300656861	10.27
HALOSPOT 111 PRO 60 W 12 V 24° G53	4050300786094	10.27
HALOSPOT 111 PRO 60 W 12 V 40° G53	4008321909251	10.27
HALOSPOT 111 PRO 60 W 12 V 6° G53	4050300786070	10.27

Product name	GTIN (EAN)	Page
HALOSPOT 48 20 W 12 V 8° GY4	4050300003962	10.30
HALOSPOT 48 20 W 24 V 8° GY4	4050300003979	10.30
HALOSPOT 70 20 W 12 V 24° BA15D	4050300011110	10.29
HALOSPOT 70 20 W 12 V 8° BA15D	4050300010656	10.29
HALOSPOT 70 50 W 12 V 24° BA15D	4050300004020	10.29
HALOSPOT 70 50 W 12 V 8° BA15D	4050300011158	10.29
HALOSTAR 10 W 12 V G4	4050300010717	10.24
HALOSTAR 20 W 12 V G4	4050300003924	10.24
HALOSTAR 24 V 100 W 24 V GY6.35	4050300335667	10.25
HALOSTAR 24 V 150 W 24 V GY6.35	4050300335698	10.25
HALOSTAR 24 V 20 W 24 V G4	4050300335513	10.25
HALOSTAR 24 V 50 W 24 V GY6.35	4050300335544	10.25
HALOSTAR 35 W 12 V GY6.35	4050300364629	10.24
HALOSTAR 50 W 12 V GY6.35	4050300324432	10.24
HALOSTAR OVEN 10 W 12 V G4	4050300308081	10.26
HALOSTAR OVEN 20 W 12 V G4	4050300308050	10.26
HALOSTAR OVEN 5 W 12 V G4	4050300308029	10.26
HALOSTAR PRO 14 W 12 V G4	4008321317964	10.22
HALOSTAR PRO 25 W 12 V GY6.35	4050300987262	10.22
HALOSTAR PRO 35 W 12 V GY6.35	4050300615905	10.22
HALOSTAR PRO 50 W 12 V GY6.35	4050300615936	10.22
HALOSTAR PRO 60 W 12 V GY6.35	4050300785400	10.22
HALOSTAR PRO 7 W 12 V G4	4008321963192	10.22
HALOSTAR STARLITE 10 W 12 V G4	4050300335087	10.23
HALOSTAR STARLITE 10 W 6 V G4	4050300335131	10.23
HALOSTAR STARLITE 20 W 12 V G4	4050300335162	10.23
HALOSTAR STARLITE 20 W 12 V GY6.35	4050300328171	10.23
HALOSTAR STARLITE 35 W 12 V GY6.35	4050300017426	10.23
HALOSTAR STARLITE 5 W 12 V G4	4050300335032	10.23
HALOSTAR STARLITE 50 W 12 V GY6.35	4050300328201	10.23
HALOSTAR STARLITE 75 W 12 V GY6.35	4050300490151	10.23
HALOSTAR STARLITE 90 W 12 V GY6.35	4050300490182	10.23
HCI-E/P 100 W/830 WDL PB coated	4008321692849	7.11
HCI-E/P 150 W/830 WDL PB coated	4008321692863	7.11
HCI-E/P 35 W/830 WDL PB coated	4008321692801	7.11
HCI-E/P 50 W/830 WDL PB coated	4008321338488	7.11
HCI-E/P 70 W/830 WDL PB coated	4008321692825	7.11
HCI-ET 35 W/830 SUPER 4Y	4052899924994	7.14
HCI-ET 50 W/830 SUPER 4Y	4052899108073	7.14
HCI-ET 70 W/830 SUPER 4Y	4052899044753	7.14
HCI-PAR20 35 W/830 WDL PB FL	4008321970794	7.15
HCI-PAR20 35 W/830 WDL PB SP	4008321970756	7.15
HCI-PAR30 35 W/830 WDL PB FL	4008321970855	7.16
HCI-PAR30 35 W/830 WDL PB SP	4008321970831	7.16
HCI-PAR30 70 W/930 WDL PB FL	4052899950924	7.16
HCI-PAR30 70 W/930 WDL PB SP	4052899950900	7.16
HCI-T 100 W/830 WDL PB	4008321682963	7.02
HCI-T 100 W/942 NDL PB	4008321682987	7.02
HCI-T 150 W/830 WDL PB	4008321682055	7.02
HCI-T 150 W/942 NDL PB	4008321682079	7.02
HCI-T 35 W/830 WDL PB	4008321681850	7.02
HCI-T 35 W/930 WDL PB Excellence	4052899238640	7.03
HCI-T 35 W/930 WDL PB Shoplight	4008321681874	7.04
HCI-T 35 W/942 NDL PB	4008321681898	7.02
HCI-T 35 W/942 NDL PB Excellence	4052899265172	7.03
HCI-T 50 W/930 WDL PB Excellence	4052899238763	7.03
HCI-T 70 W/830 WDL PB	4008321678430	7.02
HCI-T 70 W/930 WDL PB Excellence	4052899238725	7.03
HCI-T 70 W/930 WDL PB Shoplight	4008321678508	7.04
HCI-T 70 W/942 NDL PB	4008321678522	7.02
HCI-T 70 W/942 NDL PB Excellence	4052899265080	7.03
HCI-TC 20 W/830 WDL PB	4008321683007	7.05
HCI-TC 35 W/830 WDL PB	4008321681997	7.05
HCI-TC 35 W/930 WDL PB Excellence	4052899238664	7.06
HCI-TC 35 W/930 WDL PB Shoplight	4008321682017	7.07
HCI-TC 35 W/942 NDL PB	4008321682031	7.05
HCI-TC 35 W/942 NDL PB Excellence	4052899265196	7.06
HCI-TC 50 W/930 WDL PB Excellence	4052899238787	7.06
HCI-TC 70 W/830 WDL PB	4008321681799	7.05
HCI-TC 70 W/930 WDL PB Excellence	4052899238749	7.06
HCI-TC 70 W/930 WDL PB Shoplight	4008321681812	7.07
HCI-TC 70 W/942 NDL PB	4008321681836	7.05
HCI-TC 70 W/942 NDL PB Excellence	4052899265103	7.06
HCI-TF 20 W/830 WDL PB	4008321683045	7.10
HCI-TF 35 W/930 WDL PB	4008321683021	7.10
HCI-TS 150 W/830 WDL PB	4008321679857	7.08
HCI-TS 150 W/942 NDL PB	4008321679871	7.08
HCI-TS 70 W/830 WDL PB	4008321688309	7.08
HCI-TS 70 W/930 WDL PB Excellence	4052899262737	7.09
HCI-TS 70 W/942 NDL PB	4008321688361	7.08
HCI-TS 70 W/942 NDL PB Excellence	4052899951174	7.09
HCI-TT 100 W/830 SUPER 4Y	4052899108097	7.12
HCI-TT 100 W/842 NDL PB	4052899184077	7.13
HCI-TT 150 W/830 SUPER 4Y	4052899925014	7.12
HCI-TT 150 W/942 NDL PB	4008321689016	7.13
HCI-TT 250 W/830 SUPER 4Y	4052899081826	7.12
HCI-TT 250 W/942 NDL PB	4008321688996	7.13
HCI-TT 35 W/830 SUPER 4Y	4052899925007	7.12
HCI-TT 50 W/830 SUPER 4Y	4052899108035	7.12
HCI-TT 70 W/830 SUPER 4Y	4052899044715	7.12
HCI-TT 70 W/942 NDL PB	4008321688972	7.13
HE 14 W/827	4050300645919	6.02
HE 14 W/830	4050300591520	6.02
HE 14 W/835	4050300771991	6.02
HE 14 W/840	4050300591384	6.02
HE 14 W/865	4050300591544	6.02
HE 14 W/880	4008321225009	6.02
HE 21 W/827	4050300645957	6.02
HE 21 W/830	4050300591506	6.02
HE 21 W/840	4050300591407	6.02
HE 21 W/865	4050300591322	6.02
HE 21 W/880	4008321224989	6.02
HE 28 W/827	4050300645995	6.02
HE 28 W/830	4050300591483	6.02
HE 28 W/835	4050300776392	6.02
HE 28 W/840	4050300591421	6.02
HE 28 W/865	4050300591346	6.02
HE 28 W/880	4008321153517	6.02
HE 35 W/827	4050300646039	6.02
HE 35 W/830	4050300591469	6.02
HE 35 W/840	4050300591445	6.02
HE 35 W/865	4050300591360	6.02
HE CHIP CONTR 28 W/62	4008321233424	6.09
HE ES 13 W/830	4008321733870	6.04
HE ES 13 W/840	4008321733894	6.04
HE ES 13 W/865	4008321733917	6.04
HE ES 19 W/830	4008321734006	6.04
HE ES 19 W/840	4008321734020	6.04
HE ES 19 W/865	4008321734044	6.04
HE ES 25 W/827	4008321957887	6.04

Alphanumeric product references

Product name	GTIN (EAN)	Page
HE ES 25 W/830	4008321957894	6.04
HE ES 25 W/840	4008321957900	6.04
HE ES 25 W/865	4008321957917	6.04
HE ES 32 W/827	4008321957924	6.04
HE ES 32 W/830	4008321957931	6.04
HE ES 32 W/840	4008321957948	6.04
HE ES 32 W/865	4008321957955	6.04
HE XT 35 W/840	4052899028661	6.06
HE XT 35 W/865	4052899028685	6.06
HF LS LI	4052899921481	5.46
HIGH BAY	4008321410078	5.08
HO 24 W/827	4050300646077	6.03
HO 24 W/830	4050300591667	6.03
HO 24 W/835	4050300776439	6.03
HO 24 W/840	4050300591643	6.03
HO 24 W/865	4050300591629	6.03
HO 24 W/880	4008321081469	6.03
HO 24 W/940	4008321233028	6.08
HO 24 W/965	4008321233042	6.08
HO 39 W/827	4050300646138	6.03
HO 39 W/830	4050300591728	6.03
HO 39 W/840	4050300591704	6.03
HO 39 W/865	4050300591681	6.03
HO 49 W/827	4050300796772	6.03
HO 49 W/830	4050300796758	6.03
HO 49 W/840	4050300796710	6.03
HO 49 W/865	4050300796628	6.03
HO 49 W/880	4008321907486	6.03
HO 49 W/940	4008321234025	6.08
HO 49 W/965	4008321233066	6.08
HO 54 W/827	4050300646152	6.03
HO 54 W/830	4050300591605	6.03
HO 54 W/840	4050300591582	6.03
HO 54 W/865	4050300591568	6.03
HO 54 W/880	4008321070425	6.03
HO 54 W/940	4008321233929	6.08
HO 54 W/965	4008321233943	6.08
HO 80 W/827	4050300646213	6.03
HO 80 W/830	4050300591827	6.03
HO 80 W/840	4050300591841	6.03
HO 80 W/865	4050300591803	6.03
HO CHIP CONTR 24 W/62	4052899130289	6.09
HO CHIP CONTR 39 W/62	4052899130302	6.09
HO CHIP CONTR 54 W/62	4008321233400	6.09
HO ES 20 W/840	4008321734143	6.05
HO ES 20 W/865	4008321734167	6.05
HO ES 34 W/840	4008321734266	6.05
HO ES 34 W/865	4008321734280	6.05
HO ES 45 W/830	4008321515124	6.05
HO ES 45 W/840	4008321515148	6.05
HO ES 45 W/865	4008321515162	6.05
HO ES 50 W/827	4008321515186	6.05
HO ES 50 W/830	4008321515209	6.05
HO ES 50 W/840	4008321515223	6.05
HO ES 50 W/865	4008321515247	6.05
HO ES 73 W/827	4008321515261	6.05
HO ES 73 W/830	4008321515285	6.05
HO ES 73 W/840	4008321515308	6.05
HO ES 73 W/865	4008321515322	6.05
HO XT 49 W/830	4008321958495	6.07
HO XT 49 W/840	4008321958501	6.07
HO XT 49 W/865	4008321958518	6.07
HO XT 54 W/830	4008321958549	6.07
HO XT 54 W/840	4008321958556	6.07
HO XT 54 W/865	4008321958563	6.07
HO XT 80 W/830	4008321958587	6.07
HO XT 80 W/840	4008321958594	6.07
HO XT 80 W/865	4008321958600	6.07
HQI-BT 400 W/D PRO	4008321677860	7.24
HQI-BT 400 W/N PLUS	4008321792341	7.24
HQI-E 100 W/NDL CL	4050300345871	7.26
HQI-E 100 W/NDL CO	4050300345833	7.27
HQI-E 100 W/WDL CL	4050300351537	7.26
HQI-E 100 W/WDL CO	4050300351551	7.27
HQI-E 1000 W/N	4008321528261	7.29
HQI-E 150 W/NDL CL	4050300434018	7.26
HQI-E 150 W/NDL CO	4050300434032	7.27
HQI-E 150 W/WDL CL	4050300433974	7.26
HQI-E 150 W/WDL CO	4050300433998	7.27
HQI-E 250 W/D PRO	4008321677907	7.29
HQI-E 250 W/N/SI CO	4050300444628	7.29
HQI-E 250W/N PLUS	4052899197527	7.29
HQI-E 400 W/D PRO	4008321677884	7.29
HQI-E 400 W/N CL	4008321526700	7.28
HQI-E 400 W/N CO	4008321526724	7.29
HQI-E 400 W/N/SI CO	4008321302342	7.29
HQI-E 400W/N PLUS	4008321792389	7.29
HQI-E 70 W/NDL CL	4050300397825	7.26
HQI-E 70 W/NDL CO	4050300397849	7.27
HQI-E 70 W/WDL CL	4050300397788	7.26
HQI-E 70 W/WDL CO	4050300397801	7.27
HQI-E/P 250 W/D CO	4008321677921	7.25
HQI-E/P 400 W/D CO	4008321677945	7.25
HQI-R 150 W/NDL/FO	4008321691262	7.17
HQI-T 1000 W/D	4008321527035	7.23
HQI-T 1000 W/N	4008321528285	7.23
HQI-T 150 W/NDL UVS	4008321974365	7.18
HQI-T 150 W/WDL UVS	4008321974389	7.18
HQI-T 2000 W/D	4008321526809	7.23
HQI-T 2000 W/D/I	4008321527011	7.23
HQI-T 2000 W/N 230 V	4008321979100	7.23
HQI-T 2000 W/N/E SUPER	4008321979063	7.23
HQI-T 2000 W/N/I	4008321665379	7.23
HQI-T 2000 W/N/SN SUPER	4008321979087	7.23
HQI-T 250 W/D PRO	4008321677846	7.24
HQI-T 250 W/N PLUS	4052899196919	7.24
HQI-T 250 W/N/SI	4050300444604	7.24
HQI-T 400 W/N	4008321526786	7.24
HQI-T 400 W/N/SI	4050300376431	7.24
HQI-T 70 W/NDL UVS	4008321974327	7.18
HQI-T 70 W/WDL	4008321974341	7.18
HQI-TS 1000 W/D/S PRO	4008321525475	7.21
HQI-TS 1000 W/NDL/S UVS	4008321591944	7.21
HQI-TS 1000W/D/S ECG	4052899320635	7.21
HQI-TS 150 W/CD	4008321624789	7.19
HQI-TS 150 W/D	4008321678409	7.19
HQI-TS 150 W/NDL	4008321678386	7.19
HQI-TS 150 W/WDL	4008321678362	7.19
HQI-TS 2000 W/D/S	4050300271682	7.21
HQI-TS 2000 W/D/S ECG	4052899173743	7.21

Alphanumeric product references

Product name	GTIN (EAN)	Page
HQI-TS 2000 W/D/S/HF	4008321338310	7.21
HQI-TS 2000 W/N/L	4008321530660	7.22
HQI-TS 2000 W/NDL/S	4008321525499	7.21
HQI-TS 250 W/D UVS	4008321689139	7.20
HQI-TS 250 W/NDL UVS	4008321766878	7.20
HQI-TS 250 W/WDL	4008321689177	7.20
HQI-TS 400 W/D	4008321689191	7.20
HQI-TS 400 W/NDL	4008321689214	7.20
HQI-TS 70 W/CD	4008321624758	7.19
HQI-TS 70 W/D	4008321678348	7.19
HQI-TS 70 W/NDL	4008321678324	7.19
HQI-TS 70 W/WDL	4008321678300	7.19
HTi DALI 105/230…240 DIM	4008321420633	13.56
HTi DALI 315 DIM	4008321957344	13.60
HTL 105/230…240	4008321927019	13.57
HTL 225/230…240	4008321927026	13.57
HTM 105/230…240	4050300442334	13.58
HTM 150/230…240	4050300581415	13.58
HTM 70/230…240	4050300442310	13.58
HTN 75/230…240 I	4008321073037	13.58
L 10 W/827	4050300446165	6.16
L 13 W/640	4050300008974	6.12
L 13 W/765	4050300035536	6.12
L 13 W/827	4050300008967	6.11
L 13 W/830	4008321959898	6.11
L 13 W/840	4050300241647	6.11
L 13 W/930	4050300015903	6.10
L 15 W/76	4050300018287	6.26
L 15 W/77	4050300003214	6.24
L 15 W/827	4050300446042	6.16
L 15 W/830	4050300446028	6.16
L 15 W/840	4050300446004	6.16
L 15 W/865	4050300446189	6.16
L 15 W/954	4050300018249	6.21
L 16 W/827	4050300446080	6.16
L 16 W/830	4008321959065	6.16
L 16 W/830 ES	4008321955791	6.18
L 16 W/840	4050300446066	6.16
L 16 W/840 ES	4008321955777	6.18
L 16 W/930	4050300242361	6.21
L 18 W/60	4050300024219	6.25
L 18 W/62	4008321232700	6.25
L 18 W/62	4008321232700	6.29
L 18 W/66	4050300024226	6.25
L 18 W/67	4050300024233	6.25
L 18 W/76	4050300010519	6.26
L 18 W/77	4050300004235	6.24
L 18 W/827	4050300517834	6.16
L 18 W/830	4050300517810	6.16
L 18 W/830 XT	4008321209085	6.19
L 18 W/830 XXT	4008321923646	6.20
L 18 W/835	4050300447964	6.16
L 18 W/840	4050300517797	6.16
L 18 W/840 SPS	4008321232885	6.28
L 18 W/840 XT	4008321209108	6.19
L 18 W/840 XXT	4008321923660	6.20
L 18 W/865	4050300517773	6.16
L 18 W/865 XT	4008321209122	6.19
L 18 W/865 XXT	4008321923684	6.20
L 18 W/880	4008321027962	6.16
L 18 W/930	4050300011264	6.21
L 18 W/940	4050300011257	6.21
L 18 W/950	4008321423023	6.22
L 18 W/954	4050300018256	6.21
L 18 W/965	4008321111371	6.21
L 18 W/965	4050300270807	6.23
L 22 W/827	4008321581068	6.32
L 22 W/840	4008321581082	6.32
L 22 W/865	4008321581105	6.32
L 23 W/830	4050300446264	6.16
L 23 W/840	4050300446240	6.16
L 30 W/67	4050300366920	6.25
L 30 W/76	4050300010540	6.26
L 30 W/77	4050300003238	6.24
L 30 W/827	4050300518077	6.16
L 30 W/830	4050300518053	6.16
L 30 W/840	4050300518039	6.16
L 30 W/865	4050300518015	6.16
L 30 W/880	4008321027986	6.16
L 30 W/930	4050300014432	6.21
L 30 W/965	4050300302461	6.23
L 32 W/827	4008321581129	6.32
L 32 W/830 ES	4008321339652	6.18
L 32 W/840	4008321581143	6.32
L 32 W/840 ES	4008321339676	6.18
L 32 W/865	4008321581167	6.32
L 36 W/60	4050300024240	6.25
L 36 W/62	4008321232724	6.25
L 36 W/62	4008321232724	6.29
L 36 W/66	4050300024257	6.25
L 36 W/67	4050300024264	6.25
L 36 W/76	4050300010526	6.26
L 36 W/76-1	4050300010557	6.26
L 36 W/77	4050300003184	6.24
L 36 W/827	4050300517919	6.16
L 36 W/827-1	4050300518114	6.27
L 36 W/830	4050300517896	6.16
L 36 W/830 XT	4008321209146	6.19
L 36 W/830 XXT	4008321923707	6.20
L 36 W/830-1	4008321959058	6.27
L 36 W/835	4050300447988	6.16
L 36 W/840	4050300517872	6.16
L 36 W/840 SPS	4008321232823	6.28
L 36 W/840 XT	4008321209160	6.19
L 36 W/840 XXT	4008321923721	6.20
L 36 W/840-1	4050300518091	6.27
L 36 W/865	4050300517858	6.16
L 36 W/865 XT	4008321209221	6.19
L 36 W/865 XXT	4008321923745	6.20
L 36 W/880	4008321002976	6.16
L 36 W/930	4050300011318	6.21
L 36 W/940	4050300011301	6.21
L 36 W/950	4008321423047	6.22
L 36 W/954	4050300018263	6.21
L 36 W/954-1	4050300024196	6.21
L 36 W/965	4008321111395	6.21
L 36 W/965	4050300270821	6.23
L 38 W/830	4050300518152	6.16
L 38 W/840	4050300518138	6.16
L 4 W/640	4050300008875	6.12

Product name	GTIN (EAN)	Page
L 40 W/840	4050300014845	6.32
L 40 W/865	4008321960139	6.32
L 51 W/830 ES	4008321339713	6.18
L 51 W/840 ES	4008321339690	6.18
L 58 W/60	4050300024271	6.25
L 58 W/62	4008321232748	6.25
L 58 W/62	4008321232748	6.29
L 58 W/66	4050300024288	6.25
L 58 W/67	4050300024295	6.25
L 58 W/76	4050300010533	6.26
L 58 W/77	4050300004259	6.24
L 58 W/827	4050300603049	6.16
L 58 W/830	4050300517971	6.16
L 58 W/830 XT	4008321209344	6.19
L 58 W/830 XXT	4008321923769	6.20
L 58 W/835	4050300448008	6.16
L 58 W/840	4050300517957	6.16
L 58 W/840 SPS	4008321232922	6.28
L 58 W/840 XT	4008321209320	6.19
L 58 W/840 XXT	4008321923783	6.20
L 58 W/865	4050300517933	6.16
L 58 W/865 XT	4008321923622	6.19
L 58 W/865 XXT	4008321923806	6.20
L 58 W/880	4008321002990	6.16
L 58 W/930	4050300011363	6.21
L 58 W/940	4050300011356	6.21
L 58 W/950	4008321423061	6.22
L 58 W/954	4050300018270	6.21
L 58 W/965	4008321090034	6.21
L 58 W/965	4050300370613	6.23
L 6 W/640	4050300008899	6.12
L 6 W/830	4008321959874	6.11
L 6 W/930	4050300015880	6.10
L 70 W/835	4008321003911	6.16
L 70 W/840	4008321003959	6.16
L 8 W/640	4050300008912	6.12
L 8 W/765	4050300035475	6.12
L 8 W/827	4050300008943	6.11
L 8 W/830	4008321959881	6.11
L 8 W/840	4050300241623	6.11
L 8 W/930	4050300015897	6.10
L SA 20 W/640	4050300018195	6.34
L SA 40 W/640	4050300018331	6.34
L SA 65 W/640	4050300018201	6.34
L U 18 W/830	4008321959904	6.31
L U 18 W/840	4008321469168	6.31
L U 36 W/830	4008321959911	6.31
L U 36 W/840	4008321469182	6.31
L U 58 W/830	4008321959041	6.31
L U 58 W/840	4008321469205	6.31
L UK 36 W/830	4008321583048	6.30
L UK 36 W/840	4008321960702	6.30
L UK 36 W/840	4008321960702	6.31
L XL 20 W/640	4050300014630	6.35
L XL 40 W/640	4050300014654	6.35
L XL 65 W/640	4050300014616	6.35
LD-MB	4008321225672	3.76
LD-MB	4008321225672	3.76
LD-MB	4008321225672	3.77
LD-MB	4008321225672	3.77

Product name	GTIN (EAN)	Page
LD-MB	4008321225672	3.77
LEDinestra 25 5W/827 S14d FR	4052899961173	2.51
LEDinestra 25 5W/827 S14s FR	4052899961180	2.51
LEDinestra 40 8,5W/827 S14d FR	4052899961197	2.51
LEDinestra 40 8,5W/827 S14s FR	4052899961203	2.51
LEDinestra ADV 25 6W/827 S14d FR	4052899110335	2.52
LEDinestra ADV 25 6W/827 S14s FR	4052899110311	2.52
LEDinestra ADV 38 9W/827 S14d FR	4008321979216	2.52
LEDinestra ADV 38 9W/827 S14s FR	4008321979193	2.52
LEDinestra ADV 75 16,5W/827 S14s FR	4052899961319	2.52
LF-2CONN IP67 LP	4052899125735	3.66
LF-2CONN Protect	4008321977083	3.67
LF-2PIN 1M Flex SC	4052899087743	3.65
LF-2PIN FLEX	4008321955326	3.66
LF-2PIN FLEX IP SC	4008321841902	3.65
LF-2PIN FLEX SC	4008321832436	3.65
LF-2PIN IP67 LP	4052899125711	3.66
LF-2PIN Protect	4008321977069	3.67
LF-2TERM FLEX	4008321955357	3.66
LF-4CONN Protect	4008321977090	3.67
LF-4PIN 1M Flex SC	4052899087767	3.65
LF-4PIN FLEX	4008321514585	3.66
LF-4PIN FLEX SC	4052899904835	3.65
LF-4PIN Protect	4008321977076	3.67
LF-CLIP-FIXTURE PROTECT	4008321644749	3.66
LF-CLIP-FIXTURE PROTECT	4008321644749	3.67
LF-CLIP-FIXTURE PROTECT	4008321644749	3.67
LF-CONN FLEX IP SC	4008321841926	3.65
LF-CONN FLEX SC	4008321832467	3.65
LF-CONN FLEX SC	4008321832467	3.65
LF-CONN FLEX SC	4008321832467	3.65
LF-CONN-10 FLEX	4008321955333	3.66
LF-CONN-10 FLEX	4008321955333	3.66
LF-CONN-150 FLEX	4008321955340	3.66
LF-CONN-150 FLEX	4008321955340	3.66
LF-ENDCAP IP67 LP	4052899902565	3.66
LF-ENDCAP Protect	4008321977106	3.67
LF-ENDCAP Protect	4008321977106	3.67
LF-LTS-2100	4008321978981	3.64
LF-LTS-COVER-CLEAR	4008321790187	3.64
LF-LTS-COVER-DIFF	4008321979001	3.64
LF-LTS-COVER-SHORTPITCH	4008321790200	3.64
LF-LTS-ENDCAP	4052899387591	3.64
LF-LTS-MB	4008321979025	3.64
LF-WIRE-150 FLEX SC	4008321875563	3.65
LF-WIRE-150 FLEX SC	4008321875563	3.65
LF-WIRE-30 FLEX SC	4008321875587	3.65
LF-WIRE-30 FLEX SC	4008321875587	3.65
LF1200-G3-820-08	4052899953055	3.34
LF1200-G3-824-08	4052899953062	3.34
LF1200-G3-827-08	4052899953079	3.34
LF1200-G3-830-08	4052899953086	3.34
LF1200-G3-840-08	4052899953093	3.34
LF1200-G3-850-08	4052899953291	3.34
LF1200-G3-865-08	4052899953314	3.34
LF1200-G3-927-08	4052899953321	3.34
LF1200-G3-930-08	4052899953338	3.34
LF1200-G3-940-08	4052899953345	3.34
LF1200-G3-SW30-08	4052899964044	3.34
LF1200-G3-SW40-08	4052899964051	3.34

Alphanumeric product references

Product name	GTIN (EAN)	Page
LF1200TW-G3-82765-08	4052899953161	3.41
LF200-G3-824-10	4052899965270	3.38
LF200-G3-827-10	4052899953222	3.38
LF200-G3-830-10	4052899953239	3.38
LF200-G3-840-10	4052899953246	3.38
LF200-G3-865-10	4052899953253	3.38
LF2000-G3-820-04	4052899952980	3.33
LF2000-G3-824-04	4052899952997	3.33
LF2000-G3-827-04	4052899953000	3.33
LF2000-G3-830-04	4052899953017	3.33
LF2000-G3-840-04	4052899953024	3.33
LF2000-G3-850-04	4052899953031	3.33
LF2000-G3-865-04	4052899953048	3.33
LF2000-G3-927-04	4052899963993	3.33
LF2000-G3-930-04	4052899964006	3.33
LF2000-G3-940-04	4052899964013	3.33
LF2000-G3-SW30-04	4052899964020	3.33
LF2000-G3-SW40-04	4052899964037	3.33
LF2000TW-G3-82765-04	4052899953284	3.41
LF200C-G3-RGB-06	4052899965331	3.40
LF200M-G3-BL-06	4052899965287	3.39
LF200M-G3-GR-06	4052899965300	3.39
LF200M-G3-RE-06	4052899965294	3.39
LF200M-G3-YE-06	4052899965317	3.39
LF3000-G3-820-XX	4052899952911	3.32
LF3000-G3-824-XX	4052899952928	3.32
LF3000-G3-827-XX	4052899952935	3.32
LF3000-G3-830-XX	4052899952942	3.32
LF3000-G3-840-XX	4052899952959	3.32
LF3000-G3-850-XX	4052899952966	3.32
LF3000-G3-865-XX	4052899952973	3.32
LF3000-G3-927-XX	4052899963948	3.32
LF3000-G3-930-XX	4052899963955	3.32
LF3000-G3-940-XX	4052899963962	3.32
LF3000-G3-SW30-XX	4052899963979	3.32
LF3000-G3-SW40-XX	4052899963986	3.32
LF3000TW-G3-82765-03	4052899953277	3.41
LF400-G3-824-10	4052899965218	3.36
LF400-G3-827-10	4052899953178	3.36
LF400-G3-830-10	4052899953185	3.36
LF400-G3-840-10	4052899953192	3.36
LF400-G3-850-10	4052899953208	3.36
LF400-G3-865-10	4052899953215	3.36
LF4000TW-G3-82765-02	4052899953260	3.41
LF400C-G3-RGB-04	4052899965324	3.40
LF400M-G3-BL-10	4052899965225	3.37
LF400M-G3-GR-10	4052899965232	3.37
LF400M-G3-OR-10	4052899965263	3.37
LF400M-G3-RE-10	4052899965249	3.37
LF400M-G3-YE-10	4052899965256	3.37
LF800S-G3-824-10	4052899953109	3.35
LF800S-G3-827-10	4052899953116	3.35
LF800S-G3-830-10	4052899953123	3.35
LF800S-G3-840-10	4052899953130	3.35
LF800S-G3-850-10	4052899953147	3.35
LF800S-G3-865-10	4052899953154	3.35
LFD400MS-G1-BL-06	4052899953659	3.53
LFD400MS-G1-GR-06	4052899953666	3.53
LFD400MS-G1-OR-06	4052899953697	3.53
LFD400MS-G1-RE-06	4052899953673	3.53
LFD400MS-G1-YE-06	4052899953680	3.53
LFD400MT-G1-BL-06	4052899953550	3.51
LFD400MT-G1-GR-06	4052899953567	3.51
LFD400MT-G1-OR-06	4052899953598	3.51
LFD400MT-G1-RE-06	4052899953574	3.51
LFD400MT-G1-YE-06	4052899953581	3.51
LFD400S-G1-824-06	4052899953604	3.52
LFD400S-G1-827-06	4052899953611	3.52
LFD400S-G1-830-06	4052899953628	3.52
LFD400S-G1-840-06	4052899953635	3.52
LFD400S-G1-865-06	4052899953642	3.52
LFD400T-G1-824-06	4052899953505	3.50
LFD400T-G1-827-06	4052899953512	3.50
LFD400T-G1-830-06	4052899953529	3.50
LFD400T-G1-840-06	4052899953536	3.50
LFD400T-G1-865-06	4052899953543	3.50
LFP1400-G3-827-05	4052899965348	3.42
LFP1400-G3-830-05	4052899953307	3.42
LFP1400-G3-835-05	4052899372771	3.42
LFP1400-G3-842-05	4052899372795	3.42
LFP1400-G3-860-05	4052899372818	3.42
LFP1400-G3-899-05	4052899372832	3.42
LFP200-G3-830-10	4052899953475	3.47
LFP200-G3-840-10	4052899953482	3.47
LFP200-G3-860-10	4052899953499	3.47
LFP200C-G3-RGB-06	4052899965423	3.49
LFP200M-G3-BL-06	4052899965379	3.48
LFP200M-G3-GR-06	4052899965393	3.48
LFP200M-G3-RE-06	4052899965386	3.48
LFP200M-G3-YE-06	4052899965409	3.48
LFP400-G3-830-10	4052899953390	3.45
LFP400-G3-840-10	4052899953406	3.45
LFP400-G3-880-10	4052899953413	3.45
LFP400C-G3-RGB-04	4052899965416	3.49
LFP400M-G3-BL-10	4052899953420	3.46
LFP400X-G3-827-05	4052899965362	3.43
LFP800S-G3-830-10	4052899953352	3.44
LFP800S-G3-840-10	4052899953369	3.44
LFP800S-G3-856-10	4052899953376	3.44
LFP800S-G3-880-10	4052899953383	3.44
LFP800X-G3-827-05	4052899965355	3.43
LIGHTIFY CLASSIC A 60 RGBW E27	4052899926097	1.04
LIGHTIFY CLASSIC A 60 TW E27	4052899926165	1.03
LIGHTIFY CLASSIC A 60 W CL E27	4052899947238	1.05
LIGHTIFY CLASSIC B 40 TW FR	4052899947214	1.06
LIGHTIFY Downlight TW	4052899926141	1.09
LIGHTIFY FLEX-RGBW	4052899926110	1.11
LIGHTIFY GARDENSPOT MINI RGB	4052899926134	1.14
LIGHTIFY GARDENSPOT MINI RGB Add-on	4052899929838	1.15
LIGHTIFY GARDENSPOT MINI WT	4052899926127	1.12
LIGHTIFY GARDENSPOT MINI WT Add-on	4052899929821	1.13
LIGHTIFY GATEWAY HOME	4052899926172	1.16
LIGHTIFY GATEWAY HOME UK	4052899233706	1.16
LIGHTIFY PAR16 50 RGBW	4052899947252	1.08
LIGHTIFY PAR16 50 TW	4052899926103	1.07
LIGHTIFY Plug	4052899290877	1.18
LIGHTIFY STARTER KIT	4052899929715	1.04
LIGHTIFY STARTER KIT	4052899929715	1.16
LIGHTIFY Surface Light TW	4052899926158	1.10
LIGHTIFY Switch	4052899948204	1.17

Alphanumeric product references

Product name	GTIN (EAN)	Page
LMS CI BOX	4008321083692	5.103
LR-4CONN-250	4008321994400	3.76
LR-4CONN-250	4008321994400	3.76
LR-4CONN-250	4008321994400	3.77
LR-4CONN-250	4008321994400	3.77
LR-4CONN-250	4008321994400	3.77
LR-4CONN-45	4008321971814	3.76
LR-4CONN-45	4008321971814	3.76
LR-4CONN-45	4008321971814	3.77
LR-4CONN-45	4008321971814	3.77
LR-4CONN-45	4008321971814	3.77
LR-4PIN-500	4008321971852	3.76
LR-4PIN-500	4008321971852	3.76
LR-4PIN-500	4008321971852	3.77
LR-4PIN-500	4008321971852	3.77
LR-4PIN-500	4008321971852	3.77
LR14A-W2F-830	4008321978400	3.71
LR14A-W2F-830-L30	4008321971678	3.74
LR14A-W2F-830-L70	4008321978424	3.74
LR14A-W2F-840	4008321971531	3.71
LR14A-W2F-840-L30	4008321971692	3.74
LR14A-W2F-840-L70	4008321978448	3.74
LR18CP	4008321971593	3.72
LR18CP	4052899248984	3.72
LR18CP	4052899249028	3.72
LR18CP 560-L2050	4008321971753	3.75
LR21P-W2F-830	4008321971470	3.70
LR21P-W2F-830-L30	4008321971630	3.73
LR21P-W2F-830-L70	4008321978707	3.73
LR21P-W2F-840	4008321971494	3.70
LR21P-W2F-840-L30	4008321971654	3.73
LR21P-W2F-840-L70	4008321978721	3.73
LR28CA	4008321978547	3.72
LR28CA 560-L2050	4008321978561	3.75
LS/PD AP KIT 10	4052899173385	5.101
LS/PD CI KIT 10	4052899920293	5.100
LS/PD MULTI 3	4050300802138	5.53
LS/PD MULTI 3 A	4008321653581	5.57
LS/PD MULTI 3 A-W	4008321653604	5.57
LS/PD MULTI 3 B	4050300803081	5.55
LS/PD MULTI 3 CI	4008321916648	5.56
LS/PD MULTI 3 FL	4008321047342	5.54
LT-280	4008321975973	3.76
LT-280	4008321975973	3.76
LT-560	4008321975997	3.76
LT-560	4008321975997	3.76
LT-560	4008321975997	3.77
LT-560	4008321975997	3.77
LT-ENDCAP-G2	4052899076358	3.76
LT-ENDCAP-G2	4052899076358	3.76
LT-ENDCAP-G2	4052899076358	3.77
LT-ENDCAP-G2	4052899076358	3.77
LT-ENDCAP-G2	4052899076358	3.77
LUXeye Sense 10A BT	4052899957428	5.16
LUXeye Sense DALI BT	4052899957411	5.15
Mounting Adapter	4008321480798	5.100
MOUNTING BOXES-CONCRETE	4008321552556	5.63
MOUNTING BOXES-HOLLOW	4008321552532	5.63
MULTIeco	4008321405302	5.52
NAV-E 100 W SUPER 4Y	4050300015774	7.31
NAV-E 100 W SUPER 6Y	4008321843142	7.30
NAV-E 1000 W E40	4050300015644	7.32
NAV-E 150 W SUPER 4Y	4050300024370	7.31
NAV-E 150 W SUPER 6Y	4008321843166	7.30
NAV-E 250 W SUPER 4Y	4050300024387	7.31
NAV-E 250 W SUPER 6Y	4052899179325	7.30
NAV-E 400 W SUPER 4Y	4050300024394	7.31
NAV-E 400 W SUPER 6Y	4052899179349	7.30
NAV-E 50 W SUPER 4Y	4008321356024	7.31
NAV-E 50 W SUPER 6Y	4052899925052	7.30
NAV-E 50 W/E E27	4050300015750	7.32
NAV-E 50 W/I E27	4050300015583	7.33
NAV-E 68 W E27	4008321345462	7.34
NAV-E 70 W SUPER 4Y	4008321356048	7.31
NAV-E 70 W SUPER 6Y	4008321843128	7.30
NAV-E 70 W/E E27	4050300015767	7.32
NAV-E 70 W/I E27	4050300015590	7.33
NAV-T 100 W SUPER 4Y	4050300015743	7.36
NAV-T 100 W SUPER 6Y	4008321843081	7.35
NAV-T 1000 W E40	4050300251417	7.37
NAV-T 1000 W/I 400 V E40	4050300287171	7.38
NAV-T 150 W SUPER 4Y	4050300024400	7.36
NAV-T 150 W SUPER 6Y	4008321843104	7.35
NAV-T 250 W SUPER 4Y	4050300024417	7.36
NAV-T 250 W SUPER 6Y	4052899047129	7.35
NAV-T 400 W SUPER 4Y	4050300281179	7.36
NAV-T 400 W SUPER 6Y	4052899047143	7.35
NAV-T 50 W SUPER 4Y	4050300024325	7.36
NAV-T 50 W SUPER 6Y	4052899925069	7.35
NAV-T 600 W SUPER 4Y	4050300275772	7.36
NAV-T 600 W SUPER 6Y	4052899095878	7.35
NAV-T 70 W SUPER 4Y	4050300015736	7.36
NAV-T 70 W SUPER 6Y	4008321843067	7.35
NAV-TS 150 W SUPER 4Y	4050300281667	7.39
NAV-TS 250 W FC2	4050300015705	7.40
NAV-TS 400 W FC2	4050300015712	7.40
NAV-TS 70 W SUPER 4Y	4050300024301	7.39
OPLR1x1-20X50	4008321976048	3.76
OPLR1x1-20X50	4008321976048	3.76
OPLR1x1-20X50	4008321976048	3.77
OPLR1x1-20X50	4008321976048	3.77
OPLR1x1-30	4008321976000	3.76
OPLR1x1-30	4008321976000	3.76
OPLR1x1-30	4008321976000	3.77
OPLR1x1-30	4008321976000	3.77
OPLR1x1-70	4008321976024	3.76
OPLR1x1-70	4008321976024	3.76
OPLR1x1-70	4008321976024	3.77
OPLR1x1-70	4008321976024	3.77
OT 100/120…277/700 P5	4052899259065	4.39
OT 100/120…277/800 2DIMLT2 P	4052899253414	4.38
OT 110/120…277/1A4 2DIMLT2 P	4052899253438	4.38
OT 120/220…240/12 P	4008321790835	4.33
OT 120/220…240/24 DIM P	4008321981691	4.30
OT 120/220…240/24 P	4008321981707	4.32
OT 15/220…240/12 P	4052899905559	4.33
OT 165/170…240/1A0 4DIMLT2 E	4052899925212	4.37
OT 180/120…277/700 P5	4052899259027	4.39
OT 20/200…240/24	4050300618111	4.32
OT 240/220…240/24 DIM P	4008321981714	4.30

Product name	GTIN (EAN)	Page
OT 240/220…240/24 P	4008321981721	4.32
OT 250/120…277/700 P5	4052899259041	4.39
OT 30/220…240/12 P	4052899905542	4.33
OT 30/220…240/24 P	4052899043497	4.32
OT 40/120…277/1A0 4DIMLT2 E	4052899925182	4.37
OT 50/120…277/1A2 2DIMLT2 P	4052899173804	4.38
OT 50/120…277/700 P5	4052899259003	4.39
OT 50/120…277/800 2DIMLT2 P	4052899173781	4.38
OT 50/220…240/24	4052899905566	4.32
OT 50/220…240/24 P	4052899043510	4.32
OT 6/200…240/24 CE	4008321113269	4.32
OT 60/170…240/1A0 4DIMLT2 E	4052899925199	4.37
OT 60/220…240/12 P	4008321790811	4.33
OT 60/220…240/12 P DIM	4052899947054	4.31
OT 75/220…240/24	4050300817477	4.32
OT 8/200…240/24	4008321040169	4.32
OT 80/220…240/24 DIM P	4008321981677	4.30
OT 80/220…240/24 P	4008321981684	4.32
OT 9/220…240/350	4050300888262	4.27
OT 90/170…240/1A0 4DIMLT2 E	4052899925205	4.37
OT CABLE CLAMP A-STYLE	4052899089570	4.25
OT CABLE CLAMP A-STYLE TL	4052899325982	4.25
OT CABLE CLAMP B-STYLE	4052899077881	4.25
OT CABLE CLAMP B-STYLE TL	4052899948051	4.25
OT CABLE CLAMP D-STYLE	4052899077904	4.25
OT CABLE CLAMP E-STYLE	4052899167896	4.25
OT CABLE CLAMP F-STYLE	4052899325555	4.25
OT DIM	4050300943459	4.36
OT DMX RGB DIM	4008321160829	4.35
OT EASY 80	4008321808363	5.24
OT FIT 15/220…240/350 CS	4052899919426	4.21
OT FIT 15/220…240/500 LT2 S	4052899956995	4.21
OT FIT 25/220…240/500 CS	4052899919419	4.21
OT FIT 25/220…240/700 LT2 S	4052899957008	4.21
OT FIT 30/220…240/125 D L	4052899222557	4.18
OT FIT 35/220…240/700 CS	4052899919402	4.21
OT FIT 35/220…240/700 CS L	4052899032828	4.18
OT FIT 40/220…240/1A0 LT2 S	4052899957015	4.21
OT FIT 50/220…240/1A0 CS	4052899166318	4.21
OT FIT 50/220…240/1A0 CS L	4052899032804	4.18
OT FIT 50/220…240/250 D L	4052899222571	4.18
OT FIT 50/220…240/350 D L	4052899222595	4.18
OT FIT 80/220…240/1A6 CS L	4052899032781	4.18
OT Programmer	4052899209640	4.41
OTe 10/220…240/700 PC	4052899105300	4.28
OTe 120/110…277/12 E	4008321821263	4.33
OTe 13/220…240/350 PC	4052899105324	4.28
OTe 18/220…240/350 PC	4052899105348	4.28
OTe 18/220…240/500 PC	4052899105362	4.28
OTe 25/220…240/420 CS	4052899917538	4.23
OTe 25/220…240/700 CS	4052899917545	4.23
OTe 25/220…240/700 PC	4052899105386	4.28
OTe 35/220…240/1A0 CS	4052899917668	4.23
OTe 35/220…240/1A0 CS S	4052899917651	4.23
OTe 35/220…240/700 CS	4052899917569	4.23
OTe 35/220…240/700 CS S	4052899917552	4.23
OTe 35/220…240/700 PC	4008321825520	4.28
OTe 50/220…240/1A0 CS	4052899917576	4.23
OTe 50/220…240/1A0 CS FAN	4052899919396	4.23
OTe 50/220…240/1A4 CS	4052899917583	4.23
OTe 60/110…277/12 E	4008321794338	4.33
OTi 60/220…240/550 D LT2 L	4052899188419	4.17
OTi 90/220…240/1A0 D LT2 L	4052899188556	4.17
OTi DALI 15/220…240/1A0 LT2	4052899324879	4.19
OTi DALI 25/220…240/700 LT2	4052899919457	4.19
OTi DALI 35/220…240/1A0 LT2	4052899919440	4.19
OTi DALI 35/220…240/350 D LT2 L	4052899957053	4.15
OTi DALI 35/220…240/400 D LT2 UF L	4052899957022	4.14
OTi DALI 35/220…240/700 LT2 L	4052899245389	4.15
OTi DALI 50/220…240/1A4 LT2 FAN	4052899919433	4.19
OTi DALI 50/220…240/1A4 LT2 L	4052899028098	4.15
OTi DALI 60/220…240/550 D LT2 L	4052899188662	4.15
OTi DALI 75/220…240/24 1…4 CH	4008321371560	4.29
OTi DALI 75/220…240/700 D LT2 UF L	4052899957046	4.14
OTi DALI 80/220…240/1A6 LT2 L	4052899028074	4.15
OTi DALI 80/220…240/2A1 LT2 L	4052899028050	4.15
OTi DALI 90/220…240/1A0 LT2 L	4008321867568	4.15
OTi DALI DIM	4008321061195	4.34
OTR-280-LR14A/E/LR28CA	4008321994448	3.76
OTR-280-LR14A/E/LR28CA	4008321994448	3.77
OTR-280-LR18CE/CP	4008321976086	3.77
OTR-280-LR21P	4008321976062	3.76
OUT KIT 21 S	4008321159571	13.61
PARATHOM PAR38 100 15° 9,7W/827 E27	4052899955080	2.14
PARATHOM PAR38 100 30° 9,7W/827 E27	4052899955028	2.14
PARATHOM ADV PAR20 50 36° 4,2W/827 E27	4052899954939	2.12
PARATHOM ADV PAR20 50 15° 4,2W/827 E27	4052899955004	2.12
PARATHOM ADV CL A 100 14,4W/827 E27 FR	4052899960909	2.19
PARATHOM ADV CL A 150 21W/827 E27 FR	4052899959217	2.19
PARATHOM ADV CL A 40 6W/827 E27 CL	4052899369085	2.19
PARATHOM ADV CL A 40 6W/827 E27 FR	4052899369047	2.19
PARATHOM ADV CL A 60 9W/827 E27 CL	4052899369900	2.19
PARATHOM ADV CL A 60 9W/827 E27 FR	4052899369870	2.19
PARATHOM ADV CL A 60 9W/840 E27 FR	4052899369931	2.19
PARATHOM ADV CL A 75 10W/827 E27 FR	4052899369535	2.19
PARATHOM ADV CL B 40 6W/827 E14 CL	4052899961982	2.21
PARATHOM ADV CL B 40 6W/827 E14 FR	4052899961784	2.21
PARATHOM ADV CL P 25 3,2W/827 E14 FR	4052899961753	2.23
PARATHOM ADV CL P 25 3,2W/827 E27 FR	4052899961760	2.23
PARATHOM ADV CL P 40 6W/827 E14 CL	4052899962040	2.23
PARATHOM ADV CL P 40 6W/827 E14 FR	4052899961999	2.23
PARATHOM ADV CL P 40 6W/827 E27 FR	4052899962019	2.23
PARATHOM ADV Daylight Sensor CL A 40 6,6W/827 E27	4052899959392	2.46
PARATHOM ADV Daylight Sensor CL A 60 9,3W/827 E27	4052899959415	2.46
PARATHOM ADV GLOBE 75 12W/827 E27 FR	4052899961166	2.25
PARATHOM ADV GLOWdim CL A 60 8W/827 E27	4052899960244	2.41
PARATHOM ADV GLOWdim CL B 40 6W/827 E14	4052899960268	2.42
PARATHOM ADV GLOWdim CL P 40 6W/827 E14	4052899960275	2.43
PARATHOM ADV GLOWdim MR16 35 36° 5W/827 GU5.3	4052899960251	2.45
PARATHOM ADV GLOWdim PAR16 50 36° 5W/827 GU10	4052899960299	2.44
PARATHOM ADV MR11 20 36° 3,1W/827 GU4	4052899938687	2.11
PARATHOM ADV MR16 20 36° 3W/827 GU5.3	4052899957589	2.06
PARATHOM ADV MR16 20 36° 3W/830 GU5.3	4052899957596	2.06

Product name	GTIN (EAN)	Page
PARATHOM ADV MR16 20 36° 3W/840 GU5.3	4052899957602	2.06
PARATHOM ADV MR16 35 36° 5W/827 GU5.3	4052899957633	2.06
PARATHOM ADV MR16 35 36° 5W/830 GU5.3	4052899957640	2.06
PARATHOM ADV MR16 35 36° 5W/840 GU5.3	4052899957657	2.06
PARATHOM ADV MR16 50 36° 7,8W/827 GU5.3	4052899957688	2.06
PARATHOM ADV MR16 50 36° 7,8W/830 GU5.3	4052899957695	2.06
PARATHOM ADV MR16 50 36° 7,8W/840 GU5.3	4052899957701	2.06
PARATHOM ADV PAR16 35 36° 3,1W/827 GU10	4052899957909	2.03
PARATHOM ADV PAR16 35 36° 3,1W/830 GU10	4052899957916	2.03
PARATHOM ADV PAR16 35 36° 3,1W/840 GU10	4052899957923	2.03
PARATHOM ADV PAR16 50 36° 4,6W/827 GU10	4052899957954	2.03
PARATHOM ADV PAR16 50 36° 4,6W/830 GU10	4052899957961	2.03
PARATHOM ADV PAR16 50 36° 4,6W/840 GU10	4052899957978	2.03
PARATHOM ADV PAR16 80 36° 7,2W/827 GU10	4052899958005	2.03
PARATHOM ADV PAR16 80 36° 7,2W/830 GU10	4052899958012	2.03
PARATHOM ADV PAR16 80 36° 7,2W/840 GU10	4052899958029	2.03
PARATHOM ADV PAR30 75 36° 6,7W/827 E27	4052899954892	2.13
PARATHOM ADV PAR38 100 30° 14W/827 E27	4052899954908	2.15
PARATHOM ADV R50 40 36° 3W/827 E14	4052899954953	2.17
PARATHOM ADV R63 60 36° 5W/827 E27	4052899956902	2.17
PARATHOM ADV R80 60 36° 5W/827 E27	4052899955042	2.17
PARATHOM AR111 50 24° 7,2W/830 G53	4052899938465	2.08
PARATHOM AR111 50 40° 7,2W/830 G53	4052899938472	2.08
PARATHOM AR111 75 24° 10,5W/830 G53	4052899938489	2.08
PARATHOM AR111 75 40° 10,5W/830 G53	4052899938496	2.08
PARATHOM CL A 150 20,3W/827 E27 FR	4052899959125	2.18
PARATHOM CL A 40 5W/827 E27 CL	4052899368965	2.18
PARATHOM CL A 40 5W/827 E27 FR	4052899924574	2.18
PARATHOM CL A 40 5W/840 E27 FR	4052899369009	2.18
PARATHOM CL A 60 8W/827 E27 CL	4052899369856	2.18
PARATHOM CL A 60 8W/827 E27 FR	4052899369757	2.18
PARATHOM CL A 60 8W/840 E27 FR	4052899369818	2.18
PARATHOM CL A 75 9W/827 E27 FR	4052899369597	2.18
PARATHOM CL A 75 9W/840 E27 FR	4052899369634	2.18
PARATHOM CL B 25 3,3W/827 E14 CL	4052899962002	2.20
PARATHOM CL B 40 5,7W/827 E14 CL	4052899961975	2.20
PARATHOM CL B 40 5,7W/827 E14 FR	4052899961951	2.20
PARATHOM CL P 25 3,3W/827 E14 CL	4052899962026	2.22
PARATHOM CL P 40 5,7W/827 E14 FR	4052899961968	2.22
PARATHOM GLOBE 100 15,5W/827 E27 FR	4052899961142	2.24
PARATHOM GLOBE 75 12W/827 E27 FR	4052899961227	2.24
PARATHOM LINE 60 6,5W/827 R7S CL	4052899961265	2.50
PARATHOM LINE 75 9W/827 R7S CL	4052899961241	2.50
PARATHOM MR11 20 36° 2,3W/827 GU4	4052899954977	2.10
PARATHOM MR16 20 36° 2,9W/827 GU5.3	4052899957749	2.05
PARATHOM MR16 20 36° 2,9W/840 GU5.3	4052899957732	2.05
PARATHOM MR16 35 36° 4,6W/827 GU5.3	4052899957770	2.05
PARATHOM MR16 35 36° 4,6W/840 GU5.3	4052899957787	2.05
PARATHOM MR16 50 36° 7,2W/827 GU5.3	4052899957817	2.05
PARATHOM MR16 50 36° 7,2W/840 GU5.3	4052899957824	2.05

Product name	GTIN (EAN)	Page
PARATHOM PAR16 35 36° 2,6W/827 GU10	4052899958050	2.02
PARATHOM PAR16 35 36° 2,6W/840 GU10	4052899958067	2.02
PARATHOM PAR16 50 120° 4,3W/827 GU10	4052899958111	2.02
PARATHOM PAR16 50 120° 4,3W/840 GU10	4052899958142	2.02
PARATHOM PAR16 50 36° 4,3W/827 GU10	4052899958104	2.02
PARATHOM PAR16 50 36° 4,3W/840 GU10	4052899958128	2.02
PARATHOM PAR16 80 36° 6,9W/827 GU10	4052899958173	2.02
PARATHOM PAR16 80 36° 6,9W/840 GU10	4052899958180	2.02
PARATHOM PIN 20 1,9W/827 G4 FR	4052899964358	2.48
PARATHOM PIN 20 1,9W/827 G9 FR	4052899964402	2.49
PARATHOM PIN 30 2,8W/827 G4 FR	4052899964372	2.48
PARATHOM PIN 30 2,8W/827 G9 FR	4052899964426	2.49
PARATHOM PRO AR111 50 24° 11W/927 G53	4052899960862	2.09
PARATHOM PRO AR111 50 24° 11W/930 G53	4052899960879	2.09
PARATHOM PRO AR111 50 40° 11W/927 G53	4052899960893	2.09
PARATHOM PRO AR111 50 40° 11W/930 G53	4052899960886	2.09
PARATHOM PRO AR111 75 24° 15W/927 G53	4052899960923	2.09
PARATHOM PRO AR111 75 24° 15W/930 G53	4052899970656	2.09
PARATHOM PRO AR111 75 24° 15W/940 G53	4052899960947	2.09
PARATHOM PRO AR111 75 40° 15W/927 G53	4052899960930	2.09
PARATHOM PRO AR111 75 40° 15W/930 G53	4052899960916	2.09
PARATHOM PRO MR16 20 36° 5W/927 GU5.3	4052899957497	2.07
PARATHOM PRO MR16 20 36° 5W/930 GU5.3	4052899957503	2.07
PARATHOM PRO MR16 35 36° 6,1W/927 GU5.3	4052899957510	2.07
PARATHOM PRO MR16 35 36° 6,1W/930 GU5.3	4052899957527	2.07
PARATHOM PRO MR16 43 36° 7,8W/927 GU5.3	4052899957534	2.07
PARATHOM PRO MR16 43 36° 7,8W/930 GU5.3	4052899957541	2.07
PARATHOM PRO MR16 43 36° 7,8W/940 GU5.3	4052899957558	2.07
PARATHOM PRO PAR16 35 36° 4,6W/927 GU10	4052899957831	2.04
PARATHOM PRO PAR16 35 36° 4,6W/930 GU10	4052899957848	2.04
PARATHOM PRO PAR16 50 36° 6,1W/927 GU10	4052899957855	2.04
PARATHOM PRO PAR16 50 36° 6,1W/930 GU10	4052899957862	2.04
PARATHOM PRO PAR16 50 36° 6,1W/940 GU10	4052899957879	2.04
PARATHOM R50 40 36° 3W/827 E14	4052899963214	2.16
PARATHOM R50 40 36° 3W/827 E27	4052899954991	2.16
PARATHOM R63 60 36° 5W/827 E27	4052899963597	2.16
PARATHOM R80 60 36° 5W/827 E27	4052899963610	2.16
PARATHOM RETROFIT ADV CL A 40 4,5W/827 E27 FIL	4052899961937	2.27
PARATHOM Retrofit ADV CL A 40 5W/827 E27 GL FR	4052899959149	2.37
PARATHOM Retrofit ADV CL A 60 6,5W/827 E27 GL FR	4052899959088	2.37
PARATHOM RETROFIT ADV CL A 60 7W/827 E27 FIL	4052899961876	2.27
PARATHOM RETROFIT ADV CL B 40 4,5W/827 E14 FIL	4052899961821	2.29
PARATHOM RETROFIT ADV CL P 40 4,5W/827 E14 FIL	4052899961852	2.33
PARATHOM Retrofit ADV CL P 40 5W/827 E14 GL FR	4052899959309	2.40
PARATHOM RETROFIT CL A 100 12W/827 E27 FIL	4052899961685	2.26

Product name	GTIN (EAN)	Page
PARATHOM RETROFIT CL A 40 4W/827 E27 FIL	4052899961722	2.26
PARATHOM Retrofit CL A 40 5W/827 E27 GL FR	4052899941724	2.36
PARATHOM Retrofit CL A 60 6,5W/827 E27 GL FR	4052899941748	2.36
PARATHOM RETROFIT CL A 60 6W/827 E27 FIL	4052899961654	2.26
PARATHOM RETROFIT CL A 75 8W/827 E27 FIL	4052899961708	2.26
PARATHOM RETROFIT CL B 25 2,1W/827 E14 FIL	4052899961746	2.28
PARATHOM Retrofit CL B 25 3W/827 E14 GL FR	4052899941762	2.38
PARATHOM RETROFIT CL B 40 4W/827 E14 FIL	4052899961661	2.28
PARATHOM Retrofit CL B 40 5W/827 E14 GL FR	4052899959194	2.38
PARATHOM RETROFIT CL BA 40 4W/827 E14 FIL	4052899961890	2.30
PARATHOM RETROFIT CL BW 40 4W/827 E14 FIL	4052899961913	2.31
PARATHOM RETROFIT CL P 25 2,1W/827 E14 FIL	4052899961791	2.32
PARATHOM RETROFIT CL P 25 2W/827 E27 FIL	4052899961838	2.32
PARATHOM Retrofit CL P 25 3W/827 E14 GL FR	4052899959330	2.39
PARATHOM RETROFIT CL P 40 4W/827 E14 FIL	4052899961777	2.32
PARATHOM Retrofit CL P 40 5W/827 E14 GL FR	4052899959323	2.39
PARATHOM Retrofit CL P 40 5W/827 E27 GL FR	4052899959361	2.39
PARATHOM RETROFIT Globe125 25 2W/827 E27 FIL	4052899962101	2.35
PARATHOM RETROFIT ST64 25 2W/827 E27 FIL	4052899962125	2.34
PARATHOM SPECIAL T26 20 2,2W/827 E14 FR	4052899961289	2.47
PARATHOM SPECIAL T26 20 2,2W/865 E14 FR	4052899961302	2.47
PFLZ1-LIN-1100-830-100x281x40	4052899938144	3.88
PFLZ1-LIN-1100-830-20x281x40	4052899938137	3.88
PFLZ1-LIN-1100-835-100x281x40	4052899938168	3.88
PFLZ1-LIN-1100-835-20x281x40	4052899938151	3.88
PFLZ1-LIN-1100-840-100x281x40	4052899938182	3.88
PFLZ1-LIN-1100-840-20x281x40	4052899938175	3.88
PFLZ1-LIN-1100-850-100x281x40	4052899318243	3.88
PFLZ1-LIN-1100-850-20x281x40	4052899318229	3.88
PL CORE TOUCH P	4052899933637	3.28
PL-CN 111AC-1200-830 24 G1	4052899165533	3.17
PL-CN 111AC-1200-830 40 G1	4052899165618	3.17
PL-CN 111AC-1200-840 24 G1	4052899165557	3.17
PL-CN 111AC-1200-840 40 G1	4052899165632	3.17
PL-CN 111AC-1800-830 24 G1	4052899165571	3.17
PL-CN 111AC-1800-830 40 G1	4052899165656	3.17
PL-CN 111AC-1800-840 24 G1	4052899165595	3.17
PL-CN 111AC-1800-840 40 G1	4052899165670	3.17
PL-CN 50AC-650-830-24-G1	4052899276727	3.16
PL-CN 50AC-650-830-40-G1	4052899276765	3.16
PL-CN 50AC-650-840-24-G1	4052899276741	3.16
PL-CN 50AC-650-840-40-G1	4052899276789	3.16
PL-CN 50AC-800-830-24-G1	4052899276604	3.16
PL-CN 50AC-800-830-40-G1	4052899276642	3.16

Product name	GTIN (EAN)	Page
PL-CN 50AC-800-830-60-G1	4052899276680	3.16
PL-CN 50AC-800-840-24-G1	4052899276628	3.16
PL-CN 50AC-800-840-40-G1	4052899276666	3.16
PL-CN 50AC-800-840-60-G1	4052899276703	3.16
PL-CN111-1500-927-24D-G2	4052899323735	3.20
PL-CN111-1500-927-40D-G2	4052899323834	3.20
PL-CN111-1500-930-24D-G2	4052899323797	3.20
PL-CN111-1500-930-40D-G2	4052899323858	3.20
PL-CN111-1500-940-24D-G2	4052899323810	3.20
PL-CN111-1500-940-40D-G2	4052899323872	3.20
PL-CN111-2400-827-24D-G2	4052899323896	3.20
PL-CN111-2400-827-40D-G2	4052899323957	3.20
PL-CN111-2400-830-24D-G2	4052899323919	3.20
PL-CN111-2400-830-40D-G2	4052899323971	3.20
PL-CN111-2400-840-24D-G2	4052899323933	3.20
PL-CN111-2400-840-40D-G2	4052899323995	3.20
PL-CN111-3600-827-24D-G2	4052899324015	3.20
PL-CN111-3600-827-40D-G2	4052899324077	3.20
PL-CN111-3600-830-24D-G2	4052899324039	3.20
PL-CN111-3600-830-40D-G2	4052899324091	3.20
PL-CN111-3600-840-24D-G2	4052899324053	3.20
PL-CN111-3600-840-40D-G2	4052899324121	3.20
PL-CN50-1200-827-24D-G2	4052899324299	3.18
PL-CN50-1200-827-40D-G2	4052899324381	3.18
PL-CN50-1200-830-24D-G2	4052899324343	3.18
PL-CN50-1200-830-40D-G2	4052899324404	3.18
PL-CN50-1200-840-24D-G2	4052899324367	3.18
PL-CN50-1200-840-40D-G2	4052899324428	3.18
PL-CN50-1400-827-24D-G2	4052899324442	3.18
PL-CN50-1400-827-40D-G2	4052899324503	3.18
PL-CN50-1400-830-24D-G2	4052899324466	3.18
PL-CN50-1400-830-40D-G2	4052899324527	3.18
PL-CN50-1400-840-24D-G2	4052899324480	3.18
PL-CN50-1400-840-40D-G2	4052899324541	3.18
PL-CN50-900-927-24D-G2	4052899324145	3.18
PL-CN50-900-927-40D-G2	4052899324206	3.18
PL-CN50-900-930-24D-G2	4052899324169	3.18
PL-CN50-900-930-40D-G2	4052899324220	3.18
PL-CN50-900-940-24D-G2	4052899324183	3.18
PL-CN50-900-940-40D-G2	4052899324275	3.18
PL-CORE AC PRO-2000-830	4052899928480	3.08
PL-CORE AC PRO-2000-840	4052899928503	3.08
PL-CORE AC PRO-3000-830	4052899928527	3.08
PL-CORE AC PRO-3000-840	4052899928541	3.08
PL-CORE AC-2000-827	4052899050709	3.10
PL-CORE AC-2000-830	4052899050723	3.10
PL-CORE AC-2000-840	4052899050747	3.10
PL-CORE AC-800-827	4052899050648	3.10
PL-CORE AC-800-830	4052899050662	3.10
PL-CORE AC-800-840	4052899050686	3.10
PL-CORE-AC-G2-2000-830	4052899952775	3.09
PL-CORE-AC-G2-2000-840	4052899952782	3.09
PL-CORE-AC-G2-800-827	4052899952751	3.09
PL-CORE-AC-G2-800-830	4052899952768	3.09
PL-CORE-Z5-1100-835	4052899952812	3.11
PL-CORE-Z5-1100-840	4052899952829	3.11
PL-CORE-Z5-1100-927	4052899952799	3.11
PL-CORE-Z5-1100-930	4052899952805	3.11
PL-CORE-Z5-2000-827	4052899322431	3.11
PL-CORE-Z5-2000-830	4052899322509	3.11

Alphanumeric product references

Product name	GTIN (EAN)	Page
PL-CORE-Z5-2000-835	4052899322547	3.11
PL-CORE-Z5-2000-840	4052899322585	3.11
PL-CORE-Z5-2000-930	4052899322622	3.11
PL-CORE-Z5-3000-827	4052899322660	3.11
PL-CORE-Z5-3000-830	4052899322684	3.11
PL-CORE-Z5-3000-835	4052899322707	3.11
PL-CORE-Z5-3000-840	4052899322745	3.11
PL-CORE-Z5-3000-930	4052899322783	3.11
PL-CORE-Z5-4500-930	4052899322806	3.11
PL-CORE-Z5-5000-827	4052899322844	3.11
PL-CORE-Z5-5000-830	4052899322868	3.11
PL-CORE-Z5-5000-835	4052899322882	3.11
PL-CORE-Z5-5000-840	4052899322905	3.11
PL-CP-Z3-2500 740	4052899299412	3.113
PL-CP-Z3-4000 730	4052899299436	3.113
PL-CP-Z3-4000 740	4052899299450	3.113
PL-CP-Z3-6000 730	4052899299474	3.113
PL-CP-Z3-6000 740	4052899299498	3.113
PL-CP-Z3-8000 730	4052899299535	3.113
PL-CP-Z3-8000 740	4052899299559	3.113
PL-CP-Z3-8000 840	4052899299573	3.113
PL-CUBE-1100-830-G3	4052899338562	3.15
PL-CUBE-1100-840-G3	4052899338586	3.15
PL-CUBE-2000-830-G3	4052899338609	3.15
PL-CUBE-2000-840-G3	4052899338623	3.15
PL-CUBE-3000-830-G3	4052899338647	3.15
PL-CUBE-3000-840-G3	4052899338661	3.15
PL-CUBE-AC-1100-830-G3 DALI	4052899318106	3.13
PL-CUBE-AC-1100-840-G3 DALI	4052899318199	3.13
PL-CUBE-AC-2000-830-G3 DALI	4052899318069	3.13
PL-CUBE-AC-2000-840-G3 DALI	4052899318083	3.13
PL-CUBE-AC-3000-830-G3 DALI	4052899318120	3.13
PL-CUBE-AC-3000-840-G3 DALI	4052899318151	3.13
PL-CUBE-AC-G3-1100-830	4052899952690	3.14
PL-CUBE-AC-G3-1100-840	4052899952706	3.14
PL-CUBE-AC-G3-2000-830	4052899952713	3.14
PL-CUBE-AC-G3-2000-840	4052899952720	3.14
PL-CUBE-AC-G3-3000-830	4052899952737	3.14
PL-CUBE-AC-G3-3000-840	4052899952744	3.14
PL-CUBE-ADP	4052899055599	3.28
PL-FLAT-AC-G1 1500-830	4052899157811	3.22
PL-FLAT-AC-G1 1500-830 C-EM	4052899938250	3.23
PL-FLAT-AC-G1 1500-830 L-EM	4052899167117	3.24
PL-FLAT-AC-G1 1500-840	4052899157804	3.22
PL-FLAT-AC-G1 1500-840 C-EM	4052899938267	3.23
PL-FLAT-AC-G1 1500-840 L-EM	4052899167322	3.24
PL-FLAT-AC-G1 2300-830	4052899157828	3.22
PL-FLAT-AC-G1 2300-830 C-EM	4052899938274	3.23
PL-FLAT-AC-G1 2300-830 L-EM	4052899167346	3.24
PL-FLAT-AC-G1 2500-840	4052899157835	3.22
PL-FLAT-AC-G1 2500-840 C-EM	4052899938281	3.23
PL-FLAT-AC-G1 2500-840 L-EM	4052899167360	3.24
PL-FLTP 170	4052899157842	3.29
PL-FLTP 170 L-EM	4052899167384	3.29
PL-FLTP 170 SL	4052899194038	3.29
PL-FLTP 240	4052899157859	3.29
PL-FLTP 240 L-EM	4052899167407	3.29
PL-FLTP 240 SL	4052899194052	3.29
PL-LIN AC E-G1-840 560x24 230	4052899952553	3.89
PL-LIN AC E-G1-840 840x24 230	4052899952560	3.89
PL-LIN AC M-G1-840 560x24 230	4052899952546	3.89
PL-LIN S-Z3 1100-840-280	4052899346987	3.84
PL-LIN S-Z3 550-830 140	4052899957152	3.84
PL-LIN S-Z3 550-840 140	4052899957138	3.84
PL-LIN S-Z3-1100-830-280	4052899346963	3.84
PL-LIN S-Z3-1100-865-280	4052899347007	3.84
PL-LIN S-Z3-2000-830-280	4052899347021	3.84
PL-LIN S-Z3-2000-840-280	4052899347045	3.84
PL-LIN S-Z3-2000-865-280	4052899347069	3.84
PL-LIN S-Z3-2200-830-560	4052899347083	3.84
PL-LIN S-Z3-2200-840-560	4052899347106	3.84
PL-LIN S-Z3-2200-865-560	4052899347120	3.84
PL-LIN S-Z3-4000-830-560	4052899347144	3.84
PL-LIN S-Z3-4000-840-560	4052899347168	3.84
PL-LIN S-Z3-4000-865-560	4052899347182	3.84
PL-LIN S-Z3-8000-830-1400	4052899952515	3.84
PL-LIN S-Z3-8000-840-1400	4052899952522	3.84
PL-LIN V-Z3 1100-830-280	4052899952607	3.80
PL-LIN V-Z3 1100-840-280	4052899952614	3.80
PL-LIN V-Z3 1100-865-280	4052899952621	3.80
PL-LIN V-Z3 1300-830-560	4052899952638	3.80
PL-LIN V-Z3 1300-840-560	4052899952645	3.80
PL-LIN V-Z3 1300-865-560	4052899952652	3.80
PL-LIN V-Z3 2200-830-560	4052899952669	3.80
PL-LIN V-Z3 2200-840-560	4052899952676	3.80
PL-LIN V-Z3 2200-865-560	4052899952683	3.80
PL-LIN V-Z3 650-830-280	4052899952577	3.80
PL-LIN V-Z3 650-840-280	4052899952584	3.80
PL-LIN V-Z3 650-865-280	4052899952591	3.80
PL-SKY-HP 740 L 100x100	4052899328174	3.114
PL-SKY-HP 740 L 100x60	4052899328198	3.114
PL-SKY-HP 740 L 150x80 T40C	4052899328112	3.114
PL-SKY-HP 740 L 150x80 T40S	4052899328136	3.114
PL-SKY-HP 740 L 60x60	4052899328150	3.114
PL-SKY-HP 840 L 150x80 T40S	4052899328419	3.114
PL-SKY-LP 740 L 100x100	4052899328372	3.114
PL-SKY-LP 740 L 100x60	4052899328396	3.114
PL-SKY-LP 740 L 150x80 T40C	4052899328310	3.114
PL-SKY-LP 740 L 150x80 T40S	4052899328334	3.114
PL-SKY-LP 740 L 60x60	4052899328358	3.114
PLANTASTAR 1000 W	4008321530356	7.42
PLANTASTAR 1000 W PLUS	4052899351998	7.42
PLANTASTAR 250 W E40	4008321240620	7.41
PLANTASTAR 400 W E40	4050300620084	7.41
PLANTASTAR 600 W 230 V E40	4050300620107	7.41
PLANTASTAR 600 W 400 V E40	4008321284303	7.41
PLFZ1-LIN-2200-840-2FT-DC	4052899946002	3.87
PLFZ1-LIN-3300-840-3FT-DC	4052899946019	3.87
PLFZ1-LIN-4400-840-4FT-DC	4052899946026	3.87
PLFZ1-LIN-5500-840-5FT-DC	4052899952539	3.87
PLG2-AR-2250-830-495x245-DC	4052899304055	3.92
PLG2-AR-2250-840-495x245-DC	4052899304086	3.92
PLG2-BAR-1100-830-280x55-DC	4052899303935	3.93
PLG2-BAR-1100-840-280x55-DC	4052899303959	3.93
PLG2-BAR-1100-865-280x55-DC	4052899303973	3.93
PLG2-BAR-2200-830-560x55-DC	4052899303997	3.93
PLG2-BAR-2200-840-560x55-DC	4052899304017	3.93
PLG2-BAR-2200-865-560x55-DC	4052899304031	3.93
PLSZ2-LIN-1100-930-280	4052899951198	3.86
PLSZ2-LIN-1100-940-280	4052899951204	3.86

Alphanumeric product references

Product name	GTIN (EAN)	Page
PLSZ2-LIN-1100-950-280	4052899951211	3.86
PLVZ2-LIN 1100-830-280	4052899935624	3.82
PLVZ2-LIN 1100-840-280	4052899935631	3.82
PLVZ2-LIN 1100-865-280	4052899935648	3.82
PLVZ2-LIN 1300-830-560	4052899935655	3.82
PLVZ2-LIN 1300-840-560	4052899935662	3.82
PLVZ2-LIN 1300-865-560	4052899935679	3.82
PLVZ2-LIN 2200-830-560	4052899935686	3.82
PLVZ2-LIN 2200-840-560	4052899935693	3.82
PLVZ2-LIN 2200-865-560	4052899935709	3.82
PLVZ2-LIN 650-830-280	4052899935594	3.82
PLVZ2-LIN 650-840-280	4052899935600	3.82
PLVZ2-LIN 650-865-280	4052899935617	3.82
Power Supply PS 30	4008321555311	5.96
PREVALED LV DIFFUSER 1150	4052899130357	3.90
PREVALED LV DIFFUSER 1450	4052899130371	3.90
PREVALED LV DIFFUSER 560	4052899130319	3.90
PREVALED LV DIFFUSER 600	4052899130333	3.90
PT-FIT 35/220…240 I	4008321377661	13.52
PT-FIT 35/220…240 S	4008321386625	13.51
PT-FIT 50/220…240 I	4008321648679	13.52
PT-FIT 50/220…240 S	4008321648693	13.51
PT-FIT 70/220…240 I	4008321377685	13.52
PT-FIT 70/220…240 S	4008321386649	13.51
PTg 1000/400	4052899070912	13.53
PTi 100/220…240 I	4008321926654	13.50
PTi 100/220…240 S	4008321926630	13.49
PTi 150/220…240 I	4008321915535	13.50
PTi 150/220…240 S	4008321188090	13.49
PTi 20/220…240 I	4008321404763	13.50
PTi 20/220…240 S	4008321353290	13.49
PTi 35/220…240 I	4008321099488	13.50
PTi 35/220…240 S	4008321073112	13.49
PTi 35/220…240 S MINI	4008321955906	13.49
PTi 50/220…240 I	4008321955869	13.50
PTi 50/220…240 S	4008321955852	13.49
PTi 70/220…240 I	4008321099501	13.50
PTi 70/220…240 S	4008321049629	13.49
PTo 100/220…240 3DIM	4008321956361	13.48
PTo 150/220…240 3DIM	4008321956385	13.48
PTo 250/220…240 3DIM	4008321863669	13.48
PTo 35/220…240	4008321956323	13.48
PTo 50/220…240 3DIM	4008321956347	13.48
PTo 70/220…240 3DIM	4008321959355	13.48
QT 1X18 DIM	4008321645647	13.22
QT 1X36 DIM	4008321645623	13.22
QT 1X58 DIM	4008321645609	13.22
QT 2X18 DIM	4008321645852	13.22
QT 2X36 DIM	4008321645838	13.22
QT 2X58 DIM	4008321645814	13.22
QT-ECO 1X18…21 S	4050300794907	13.44
QT-ECO 1X18…24 L	4050300660417	13.44
QT-ECO 1X18…24 S	4050300638560	13.44
QT-ECO 1X26 S	4008321065971	13.45
QT-ECO 1X4…16 L	4050300660370	13.44
QT-ECO 1X4…16 S	4050300638584	13.44
QT-ECO 2X5…11 S	4050300821504	13.45
QT-FIT 5/8 1X18…39	4008321873927	13.34
QT-FIT 5/8 1X54…58	4008321873828	13.34
QT-FIT 5/8 2X18…39	4008321873903	13.34
QT-FIT 5/8 2X54…58	4008321873842	13.34
QT-FIT5 1X14…35	4008321971234	13.32
QT-FIT5 1X49	4008321832139	13.32
QT-FIT5 2X14…35	4008321971258	13.32
QT-FIT5 2X49	4008321832153	13.32
QT-FIT5 3X14,4X14	4008321971210	13.32
QT-FIT8 1X18	4008321294180	13.36
QT-FIT8 1X36	4008321294203	13.36
QT-FIT8 1X58…70	4008321294227	13.36
QT-FIT8 2X18	4008321294241	13.36
QT-FIT8 2X36	4008321294265	13.36
QT-FIT8 2X58	4008321294289	13.36
QT-FIT8 2X58…70	4052899151932	13.36
QT-FIT8 3X18,4X18	4008321294302	13.36
QT-FIT8 3X36	4008321512055	13.36
QT-FQ 2X80	4050300825564	13.29
QT-M 2X26…42 S	4008321110022	13.42
QTi 1X14/24 DIM	4050300870922	13.16
QTi 1X14/24/21/39 GII	4008321383334	13.23
QTi 1X21/39 DIM	4050300870564	13.16
QTi 1X28/54 DIM	4050300870588	13.16
QTi 1X28/54/35/49 GII	4008321383358	13.23
QTi 1X35/49/80 DIM	4050300870540	13.16
QTi 1X35/49/80 GII	4008321383372	13.24
QTi 2X14/24 DIM	4050300870946	13.17
QTi 2X14/24/21/39 GII	4008321383396	13.24
QTi 2X21/39	4050300870694	13.17
QTi 2X28/54 DIM	4050300870717	13.17
QTi 2X28/54/35/49 GII	4008321383419	13.25
QTi 2X35/49 DIM	4050300870670	13.17
QTi 2X35/49/80 DIM	4050300870984	13.17
QTi 2X35/49/80 GII	4008321658951	13.25
QTi 3X14/24 DIM	4008321069719	13.17
QTi 3X18 DIM	4008321069931	13.19
QTi 4X18 DIM	4008321070012	13.19
QTi DALI 1X18 DIM	4050300870403	13.12
QTi DALI 1X36 DIM	4050300870427	13.12
QTi DALI 1X58 DIM	4050300870823	13.12
QTi DALI 2X18 DIM	4050300870526	13.12
QTi DALI 2X36 DIM	4050300870885	13.12
QTi DALI 2X58 DIM	4050300870847	13.12
QTi DALI 3X18 DIM	4008321069979	13.12
QTi DALI 4X18 DIM	4008321070050	13.12
QTi DALI-T/E 1x18…57 DIM	4008321060808	13.14
QTi DALI-T/E 2X18…42 DIM	4008321060822	13.14
QTi-T/E 1x18-57 DIM	4008321060860	13.20
QTi-T/E 2x18-42 DIM	4008321060846	13.20
QTP-D/E 1X10…13	4008321181572	13.46
QTP-D/E 2X10…13	4008321181596	13.46
QTP-DL 1X18…24	4008321117861	13.39
QTP-DL 1X36…40	4008321117908	13.39
QTP-DL 1X55 GII	4008321390158	13.39
QTP-DL 2X18…24	4008321117885	13.39
QTP-DL 2X36…40	4008321117922	13.39
QTP-DL 2X55 GII	4008321390172	13.39
QTP-FC 1X55	4008321537041	13.41
QTP-M 1X26…42	4008321329134	13.42
QTP-M 2X26…32	4008321329158	13.43
QTP-OPTIMAL 1x18…40	4008321873743	13.30
QTP-OPTIMAL 1X54…58	4008321873729	13.30

Product name	GTIN (EAN)	Page
QTP-OPTIMAL 2X18…40	4008321873767	13.30
QTP-OPTIMAL 2X54…58	4008321880253	13.31
QTP-T/E 1x18,2x18	4008321537065	13.46
QTP-T/E 1X26…42,2X26	4008321537089	13.46
QTP5 1X14…35	4008321329035	13.27
QTP5 1X49	4008321329370	13.27
QTP5 1X80	4008321329059	13.27
QTP5 2X14…35	4008321329073	13.27
QTP5 2X49	4008321329431	13.27
QTP5 3X14,4X14	4008321484598	13.27
QTz8 1X18	4008321863263	13.38
QTz8 1X36	4008321863287	13.38
QTz8 2X18	4008321863300	13.38
QTz8 2X36	4008321863324	13.38
QTz8 3X18	4008321863348	13.38
QTz8 4X18	4008321863362	13.38
SENSOR KIT	4008321916662	5.102
SIG 1206	4050300832869	11.11
SIG 1210	4050300832173	11.12
SIG 1220	4050300831596	11.11
SIG 1227	4008321903990	11.05
SIG 1227 LL	4008321037695	11.06
SIG 1230	4050300832203	11.12
SIG 1238	4008321904003	11.05
SIG 1238 LL	4008321037701	11.06
SIG 1260	4050300832036	11.11
SIG 1462	4050300832326	11.07
SIG 1463	4050300832302	11.08
SIG 1470	4050300832289	11.07
SIG 1534	4050300984339	11.10
SIG 1534 LL	4008321044396	11.11
SIG 1541 LL	4008321044327	11.10
SIG 1543	4008321044365	11.09
SIG 1543 LL	4008321044389	11.10
SIG 1546 LL	4008321044358	11.10
SIG 1810	4050300832142	11.12
SIG 1820	4050300832234	11.12
SIG 2460	4050300831756	11.12
SIG 3015	4050300832111	11.12
SIG 62165	4008321037718	11.03
SIG 64002	4050300246505	11.04
SIG 64002/B	4050300324562	11.04
SIG 64004	4050300245225	11.04
SIG 64005	4050300282060	11.04
SIG 64012/1	4008321033260	11.03
SIG 64014	4050300222509	11.03
SIG 64015	4050300217543	11.03
SIG 64016	4050300837741	11.03
SIG 64032	4008321037725	11.02
SIG 64033	4008321037732	11.02
SLC Gateway FOMM	4052899072305	5.80
SLC Gateway FOSM	4052899072299	5.80
SLC Gateway GPRS	4052899072282	5.80
SLC Gateway LAN	4052899072275	5.80
SLC Luminaire Controller	4052899906907	5.78
SLC Pole Controller	4052899930315	5.79
SPC.P OVEN FR 40 W 240 V E14	4050300008486	12.03
SPC.T CL 15 W 230 V E14	4050300066639	12.04
SPC.T CL 15 W 230 V E14	4050300310282	12.04
SPC.T FR 15 W 230 V E14	4050300003085	12.04
SPC.T FR 25 W 230 V E14	4050300323596	12.04
SPC.T OVEN CL 15 W 230 V E14	4050300003108	12.03
ST 111 HT LONGLIFE	4050300854021	6.36
ST 111 LONGLIFE	4050300270166	6.36
ST 111 LONGLIFE	4050300854045	6.36
ST 151 LONGLIFE	4050300012803	6.37
ST 151 LONGLIFE	4050300854083	6.37
ST 171 SAFETY DEOS	4050300422855	6.36
ST 171 SAFETY DEOS	4050300854106	6.36
ST 172 SAFETY DEOS	4050300854069	6.37
ST 173 SAFETY DEOS	4050300854120	6.36
ST5A-1.5m-XXW-840-HF	4052899956674	2.59
ST5A-1.5m-XXW-865-HF	4052899956681	2.59
ST5AU-1.5m-XXW-840-HF	4052899956636	2.59
ST5AU-1.5m-XXW-865-HF	4052899956643	2.59
ST8A-0.6m-7.3W-830-EM	4052899956070	2.55
ST8A-0.6m-7.3W-840-EM	4052899956087	2.55
ST8A-0.6m-7.3W-865-EM	4052899956094	2.55
ST8A-0.6m-XYW-830-HF	4052899956254	2.56
ST8A-0.6m-XYW-840-HF	4052899956261	2.56
ST8A-0.6m-XYW-865-HF	4052899956278	2.56
ST8A-1.2m-14W-830-EM	4052899956131	2.55
ST8A-1.2m-14W-840-EM	4052899956148	2.55
ST8A-1.2m-14W-865-EM	4052899956155	2.55
ST8A-1.2m-XXW-840-CON	4052899970557	2.60
ST8A-1.2m-XXW-865-CON	4052899970564	2.60
ST8A-1.2m-XYW-830-HF	4052899956315	2.56
ST8A-1.2m-XYW-840-HF	4052899956322	2.56
ST8A-1.2m-XYW-865-HF	4052899956339	2.56
ST8A-1.5m-20W-830-EM	4052899956193	2.55
ST8A-1.5m-20W-840-EM	4052899956209	2.55
ST8A-1.5m-20W-865-EM	4052899956216	2.55
ST8A-1.5m-XXW-840-CON	4052899970571	2.60
ST8A-1.5m-XXW-865-CON	4052899970588	2.60
ST8A-1.5m-XYW-830-HF	4052899956377	2.56
ST8A-1.5m-XYW-840-HF	4052899956384	2.56
ST8A-1.5m-XYW-865-HF	4052899956391	2.56
ST8AU-1.2m-16W-840-EM	4052899956438	2.57
ST8AU-1.2m-16W-865-EM	4052899956445	2.57
ST8AU-1.2m-XYW-840-UN	4052899956513	2.58
ST8AU-1.2m-XYW-865-UN	4052899956520	2.58
ST8AU-1.5m-24W-840-EM	4052899956476	2.57
ST8AU-1.5m-24W-865-EM	4052899956483	2.57
ST8AU-1.5m-XYW-840-UN	4052899956551	2.58
ST8AU-1.5m-XYW-865-UN	4052899956568	2.58
ST8V-0.6m-8W-830-EM	4052899955677	2.53
ST8V-0.6m-8W-840-EM	4052899955691	2.53
ST8V-0.6m-8W-865-EM	4052899955714	2.53
ST8V-0.6m-XYW-830-HF	4052899955899	2.54
ST8V-0.6m-XYW-840-HF	4052899955905	2.54
ST8V-0.6m-XYW-865-HF	4052899955912	2.54
ST8V-1.2m-17W-830-EM	4052899955738	2.53
ST8V-1.2m-17W-840-EM	4052899955752	2.53
ST8V-1.2m-17W-865-EM	4052899955776	2.53
ST8V-1.2m-XYW-830-HF	4052899955950	2.54
ST8V-1.2m-XYW-840-HF	4052899955967	2.54
ST8V-1.2m-XYW-865-HF	4052899955974	2.54
ST8V-1.5m-20W-830-EM	4052899955790	2.53
ST8V-1.5m-20W-840-EM	4052899955806	2.53
ST8V-1.5m-20W-865-EM	4052899955813	2.53

Alphanumeric product references

Product name	GTIN (EAN)	Page
ST8V-1.5m-XYW-830-HF	4052899956018	2.54
ST8V-1.5m-XYW-840-HF	4052899956025	2.54
ST8V-1.5m-XYW-865-HF	4052899956032	2.54
TOUCH DIM LS LI	4008321023087	5.21
TOUCH DIM LS/PD LI	4008321023025	5.22
TOUCH DIM RC	4008321031938	5.20
TOUCH DIM RMC	4008321183033	5.19
TOUCH DIM WCU	4008321032737	5.18
User Remote	4008321826435	5.48
VF-TR1000	4008321867636	3.64
VF1500-G1-827-05	4052899316546	3.54
VF1500-G1-830-05	4052899316560	3.54
VF1500-G1-840-05	4052899316584	3.54
VF1500-G1-865-05	4052899316607	3.54
VF600-G2-827-06	4052899316706	3.56
VF600-G2-830-06	4052899316720	3.56
VF600-G2-840-06	4052899316744	3.56
VF600-G2-865-06	4052899316768	3.56
VF900-G2-827-05	4052899316379	3.55
VF900-G2-830-05	4052899316409	3.55
VF900-G2-840-05	4052899316423	3.55
VF900-G2-865-05	4052899316447	3.55
VFEG1-FLX-300-827	4052899085176	3.57
VFEG1-FLX-300-830	4052899085275	3.57
VFEG1-FLX-300-865	4052899085350	3.57
VFEPG1-FLX-300-830	4052899084971	3.61
VFEPG1-FLX-300-860	4052899085077	3.61
VFP1300-G1-827-05	4052899316621	3.58
VFP1300-G1-830-05	4052899316645	3.58
VFP1300-G1-840-05	4052899316669	3.58
VFP1300-G1-865-05	4052899316683	3.58
VFP600-G2-827-06	4052899316782	3.60
VFP600-G2-830-06	4052899316829	3.60
VFP600-G2-840-06	4052899316805	3.60
VFP600-G2-865-06	4052899316843	3.60
VFP900-G2-827-05	4052899316461	3.59
VFP900-G2-830-05	4052899316485	3.59
VFP900-G2-840-05	4052899316508	3.59
VFP900-G2-865-05	4052899316522	3.59
VI-TR1000	4008321893789	3.64
VISION	4008321957047	5.09
Y-CONNECTOR	4050300803135	5.97
Y-CONNECTOR SCREW	4008321916686	5.98

ILCOS	Product name	Page
DR-14/830-G13-26/1200	ST8A-1.2m-14W-830-EM	2.55
DR-14/840-G13-26/1200	ST8A-1.2m-14W-840-EM	2.55
DR-14/865-G13-26/1200	ST8A-1.2m-14W-865-EM	2.55
DR-16/840-G13-26/1200	ST8AU-1.2m-16W-840-EM	2.57
DR-16/865-G13-26/1200	ST8AU-1.2m-16W-865-EM	2.57
DR-17/830-G13-26/1200	ST8V-1.2m-17W-830-EM	2.53
DR-17/840-G13-26/1200	ST8V-1.2m-17W-840-EM	2.53
DR-17/865-G13-26/1200	ST8V-1.2m-17W-865-EM	2.53
DR-20/830-G13-26/1500	ST8V-1.5m-20W-830-EM	2.53
DR-20/830-G13-26/1500	ST8A-1.5m-20W-830-EM	2.55
DR-20/840-G13-26/1500	ST8V-1.5m-20W-840-EM	2.53
DR-20/840-G13-26/1500	ST8A-1.5m-20W-840-EM	2.55
DR-20/865-G13-26/1500	ST8V-1.5m-20W-865-EM	2.53
DR-20/865-G13-26/1500	ST8A-1.5m-20W-865-EM	2.55
DR-24/840-G13-26/1500	ST8AU-1.5m-24W-840-EM	2.57
DR-24/865-G13-26/1500	ST8AU-1.5m-24W-865-EM	2.57
DR-7,3/830-G13-26/600	ST8A-0.6m-7.3W-830-EM	2.55
DR-7,3/840-G13-26/600	ST8A-0.6m-7.3W-840-EM	2.55
DR-7,3/865-G13-26/600	ST8A-0.6m-7.3W-865-EM	2.55
DR-8/830-G13-26/600	ST8V-0.6m-8W-830-EM	2.53
DR-8/840-G13-26/600	ST8V-0.6m-8W-840-EM	2.53
DR-8/865-G13-26/600	ST8V-0.6m-8W-865-EM	2.53
DRAA/C-12/827-230-E27-67	PARATHOM RETROFIT CL A 100 12W/827 E27 FIL	2.26
DRAA/C-14,5/827-230-E27-60	PARATHOM ADV CL A 100 14,4W/827 E27 FR	2.19
DRAA/C-17/827-230-E27-66	PARATHOM ADV CL A 150 21W/827 E27 FR	2.19
DRAA/C-2/827-230-E27-64	PARATHOM RETROFIT ST64 25 2W/827 E27 FIL	2.34
DRAA/C-20/827-230-E27-67	PARATHOM CL A 150 20,3W/827 E27 FR	2.18
DRAA/C-4,5/827-230-E27-60	PARATHOM RETROFIT ADV CL A 40 4,5W/827 E27 FIL	2.27
DRAA/C-4/827-230-E27-60	PARATHOM RETROFIT CL A 40 4W/827 E27 FIL	2.26
DRAA/C-5/827-230-E27-60	PARATHOM CL A 40 5W/827 E27 CL	2.18
DRAA/C-6/827-230-E27-60	PARATHOM ADV CL A 40 6W/827 E27 CL	2.19
DRAA/C-6/827-230-E27-60	PARATHOM RETROFIT CL A 60 6W/827 E27 FIL	2.26
DRAA/C-7/827-230-E27-60	PARATHOM RETROFIT ADV CL A 60 7W/827 E27 FIL	2.27
DRAA/C-8/827-230-E27-60	PARATHOM CL A 60 8W/827 E27 FR	2.18
DRAA/C-8/827-230-E27-60	PARATHOM CL A 60 8W/827 E27 CL	2.18
DRAA/C-8/827-230-E27-60	PARATHOM RETROFIT CL A 75 8W/827 E27 FIL	2.26
DRAA/C-9/827-230-E27-60	PARATHOM ADV CL A 60 9W/827 E27 CL	2.19
DRAA/F-10/827-230-E27-60	PARATHOM ADV CL A 75 10W/827 E27 FR	2.19
DRAA/F-5/827-230-E27-60	PARATHOM CL A 40 5W/827 E27 FR	2.18
DRAA/F-5/827-230-E27-60	PARATHOM Retrofit CL A 40 5W/827 E27 GL FR	2.36
DRAA/F-5/827-230-E27-60	PARATHOM Retrofit ADV CL A 40 5W/827 E27 GL FR	2.37
DRAA/F-5/840-230-E27-60	PARATHOM CL A 40 5W/840 E27 FR	2.18
DRAA/F-6,5/827-230-E27-60	PARATHOM Retrofit CL A 60 6,5W/827 E27 GL FR	2.36
DRAA/F-6,5/827-230-E27-60	PARATHOM Retrofit ADV CL A 60 6,5W/827 E27 GL FR	2.37
DRAA/F-6,6/827-230-E27-60	PARATHOM ADV Daylight Sensor CL A 40 6,6W/827 E27	2.46
DRAA/F-6/827-230-E27-60	PARATHOM ADV CL A 40 6W/827 E27 FR	2.19
DRAA/F-8/827-230-E27-60	PARATHOM ADV GLOWdim CL A 60 8W/827 E27	2.41
DRAA/F-8/840-230-E27-60	PARATHOM CL A 60 8W/840 E27 FR	2.18
DRAA/F-9,3/827-230-E27-60	PARATHOM ADV Daylight Sensor CL A 60 9,3W/827 E27	2.46
DRAA/F-9/827-230-E27-60	PARATHOM CL A 75 9W/827 E27 FR	2.18
DRAA/F-9/827-230-E27-60	PARATHOM ADV CL A 60 9W/827 E27 FR	2.19
DRAA/F-9/840-230-E27-60	PARATHOM CL A 75 9W/840 E27 FR	2.18
DRAA/F-9/840-230-E27-60	PARATHOM ADV CL A 60 9W/840 E27 FR	2.19
DRAP/C-2,1/827-230-E14-45	PARATHOM RETROFIT CL P 25 2,1W/827 E14 FIL	2.32
DRAP/C-2/827-230-E27-45	PARATHOM RETROFIT CL P 25 2W/827 E27 FIL	2.32
DRAP/C-3,3/827-230-E14-45	PARATHOM CL P 25 3,3W/827 E14 CL	2.22
DRAP/C-4,5/827-230-E14-45	PARATHOM RETROFIT ADV CL P 40 4,5W/827 E14 FIL	2.33
DRAP/C-4/827-230-E14-45	PARATHOM RETROFIT CL P 40 4W/827 E14 FIL	2.32
DRAP/C-6/827-230-E14-45	PARATHOM ADV CL P 40 6W/827 E14 CL	2.23
DRAP/F-3,2/827-230-E14-45	PARATHOM ADV CL P 25 3,2W/827 E14 FR	2.23
DRAP/F-3,2/827-230-E27-45	PARATHOM ADV CL P 25 3,2W/827 E27 FR	2.23
DRAP/F-3/827-230-E14-45	PARATHOM Retrofit CL P 25 3W/827 E14 GL FR	2.39
DRAP/F-5,7/827-230-E14-45	PARATHOM CL P 40 5,7W/827 E14 FR	2.22
DRAP/F-5/827-230-E14-45	PARATHOM Retrofit CL P 40 5W/827 E14 GL FR	2.39
DRAP/F-5/827-230-E14-45	PARATHOM Retrofit ADV CL P 40 5W/827 E14 GL FR	2.40
DRAP/F-5/827-230-E27-45	PARATHOM Retrofit CL P 40 5W/827 E27 GL FR	2.39
DRAP/F-6/827-230-E14-43	PARATHOM ADV GLOWdim CL P 40 6W/827 E14	2.43
DRAP/F-6/827-230-E14-45	PARATHOM ADV CL P 40 6W/827 E14 FR	2.23
DRAP/F-6/827-230-E27-45	PARATHOM ADV CL P 40 6W/827 E27 FR	2.23
DRBB/C-2,1/827-230-E14-35	PARATHOM RETROFIT CL B 25 2,1W/827 E14 FIL	2.28
DRBB/C-3,3/827-230-E14-35	PARATHOM CL B 25 3,3W/827 E14 CL	2.20
DRBB/C-4,5/827-230-E14-36	PARATHOM RETROFIT ADV CL B 40 4,5W/827 E14 FIL	2.29
DRBB/C-4/827-230-E14-35	PARATHOM RETROFIT CL B 40 4W/827 E14 FIL	2.28
DRBB/C-4/827-230-E14-35	PARATHOM RETROFIT CL BA 40 4W/827 E14 FIL	2.30
DRBB/C-4/827-230-E14-35	PARATHOM RETROFIT CL BW 40 4W/827 E14 FIL	2.31
DRBB/C-5,7/827-230-E14-35	PARATHOM CL B 40 5,7W/827 E14 CL	2.20

ILCOS	Product name	Page
DRBB/C-6/827-230-E14-35	PARATHOM ADV CL B 40 6W/827 E14 CL	2.21
DRBB/F-3/827-230-E14-35	PARATHOM Retrofit CL B 25 3W/827 E14 GL FR	2.38
DRBB/F-5,7/827-230-E14-35	PARATHOM CL B 40 5,7W/827 E14 FR	2.20
DRBB/F-5/827-230-E14-35	PARATHOM Retrofit CL B 40 5W/827 E14 GL FR	2.38
DRBB/F-6/827-230-E14-35	PARATHOM ADV CL B 40 6W/827 E14 FR	2.21
DRBB/F-6/827-230-E14-38	PARATHOM ADV GLOWdim CL B 40 6W/827 E14	2.42
DRDG-6,5-220-240-R7S-118	PARATHOM LINE 60 6,5W/827 R7S CL	2.50
DRDG-9-220-240-R7S-118	PARATHOM LINE 75 9W/827 R7S CL	2.50
DRG-13/827-220-240-E27	PARATHOM GLOBE 75 12W/827 E27 FR	2.24
DRG-13/827-220-240-E27	PARATHOM ADV GLOBE 75 12W/827 E27 FR	2.25
DRG-16/827-220-240-E27	PARATHOM GLOBE 100 15,5W/827 E27 FR	2.24
DRG-2/827-220-240-E27	PARATHOM RETROFIT Globe125 25 2W/827 E27 FIL	2.35
DRGST/F-1,9-12-G4-14/38	PARATHOM PIN 20 1,9W/827 G4 FR	2.48
DRGST/F-1,9-220-240-G9-16/47	PARATHOM PIN 20 1,9W/827 G9 FR	2.49
DRGST/F-2,8-12-G4-14/44	PARATHOM PIN 30 2,8W/827 G4 FR	2.48
DRGST/F-2,8-220-240-G9-16/52	PARATHOM PIN 30 2,8W/827 G9 FR	2.49
DRNT/F-2,2-827-220-240-E14-25	PARATHOM SPECIAL T26 20 2,2W/827 E14 FR	2.47
DRNT/F-2,2-865-220-240-E14-25	PARATHOM SPECIAL T26 20 2,2W/865 E14 FR	2.47
DRPAR-14-220-240-E27-132/30	PARATHOM ADV PAR38 100 30° 14W/827 E27	2.15
DRPAR-2,6-220-240-GU10-55/36	PARATHOM PAR16 35 36° 2,6W/827 GU10	2.02
DRPAR-2,6-220-240-GU10-55/36	PARATHOM PAR16 35 36° 2,6W/840 GU10	2.02
DRPAR-3,1-220-240-GU10-55/36	PARATHOM ADV PAR16 35 36° 3,1W/827 GU10	2.03
DRPAR-3,1-220-240-GU10-55/36	PARATHOM ADV PAR16 35 36° 3,1W/830 GU10	2.03
DRPAR-3,1-220-240-GU10-55/36	PARATHOM ADV PAR16 35 36° 3,1W/840 GU10	2.03
DRPAR-4,2-220-240-E27-87/15	PARATHOM ADV PAR20 50 15° 4,2W/827 E27	2.12
DRPAR-4,2-220-240-E27-87/36	PARATHOM ADV PAR20 50 36° 4,2W/827 E27	2.12
DRPAR-4,3-220-240-GU10-55/120	PARATHOM PAR16 50 120° 4,3W/827 GU10	2.02
DRPAR-4,3-220-240-GU10-55/120	PARATHOM PAR16 50 120° 4,3W/840 GU10	2.02
DRPAR-4,3-220-240-GU10-55/36	PARATHOM PAR16 50 36° 4,3W/827 GU10	2.02
DRPAR-4,3-220-240-GU10-55/36	PARATHOM PAR16 50 36° 4,3W/840 GU10	2.02
DRPAR-4,6-220-240-GU10-55/36	PARATHOM ADV PAR16 50 36° 4,6W/827 GU10	2.03
DRPAR-4,6-220-240-GU10-55/36	PARATHOM ADV PAR16 50 36° 4,6W/830 GU10	2.03
DRPAR-4,6-220-240-GU10-55/36	PARATHOM ADV PAR16 50 36° 4,6W/840 GU10	2.03
DRPAR-4,6-220-240-GU10-55/36	PARATHOM PRO PAR16 35 36° 4,6W/927 GU10	2.04
DRPAR-4,6-220-240-GU10-55/36	PARATHOM PRO PAR16 35 36° 4,6W/930 GU10	2.04
DRPAR-5-220-240-GU10-58/36	PARATHOM ADV GLOWdim PAR16 50 36° 5W/827 GU10	2.44
DRPAR-6,1-220-240-GU10-55/36	PARATHOM PRO PAR16 50 36° 6,1W/927 GU10	2.04
DRPAR-6,1-220-240-GU10-55/36	PARATHOM PRO PAR16 50 36° 6,1W/930 GU10	2.04
DRPAR-6,1-220-240-GU10-55/36	PARATHOM PRO PAR16 50 36° 6,1W/940 GU10	2.04
DRPAR-6,7-220-240-E27-140/36	PARATHOM ADV PAR30 75 36° 6,7W/827 E27	2.13
DRPAR-6,9-220-240-GU10-55/36	PARATHOM PAR16 80 36° 6,9W/827 GU10	2.02
DRPAR-6,9-220-240-GU10-55/36	PARATHOM PAR16 80 36° 6,9W/840 GU10	2.02
DRPAR-7,2-220-240-GU10-55/36	PARATHOM ADV PAR16 80 36° 7,2W/827 GU10	2.03
DRPAR-7,2-220-240-GU10-55/36	PARATHOM ADV PAR16 80 36° 7,2W/830 GU10	2.03
DRPAR-7,2-220-240-GU10-55/36	PARATHOM ADV PAR16 80 36° 7,2W/840 GU10	2.03
DRPAR-9,7-220-240-E27-140/15	PARATHOM PAR38 100 15° 9,7W/827 E27	2.14
DRPAR-9,7-220-240-E27-140/30	PARATHOM PAR38 100 30° 9,7W/827 E27	2.14
DRR-10,5-12-G53-111/24	PARATHOM AR111 75 24° 10,5W/830 G53	2.08
DRR-10,5-12-G53-111/40	PARATHOM AR111 75 40° 10,5W/830 G53	2.08
DRR-11-12-G53-60/24	PARATHOM PRO AR111 50 24° 11W/927 G53	2.09
DRR-11-12-G53-60/24	PARATHOM PRO AR111 50 24° 11W/930 G53	2.09
DRR-11-12-G53-60/40	PARATHOM PRO AR111 50 40° 11W/927 G53	2.09
DRR-11-12-G53-60/40	PARATHOM PRO AR111 50 40° 11W/930 G53	2.09
DRR-15-12-G53-60/24	PARATHOM PRO AR111 75 24° 15W/927 G53	2.09
DRR-15-12-G53-60/24	PARATHOM PRO AR111 75 24° 15W/930 G53	2.09
DRR-15-12-G53-60/24	PARATHOM PRO AR111 75 24° 15W/940 G53	2.09
DRR-15-12-G53-60/40	PARATHOM PRO AR111 75 40° 15W/927 G53	2.09
DRR-15-12-G53-60/40	PARATHOM PRO AR111 75 40° 15W/930 G53	2.09
DRR-2,3-12-GU4-39/36	PARATHOM MR11 20 36° 2,3W/827 GU4	2.10
DRR-2,9-12-GU5.3-46/36	PARATHOM MR16 20 36° 2,9W/827 GU5.3	2.05
DRR-2,9-12-GU5.3-46/36	PARATHOM MR16 20 36° 2,9W/840 GU5.3	2.05
DRR-3-12-GU5.3-46/36	PARATHOM ADV MR16 20 36° 3W/827 GU5.3	2.06
DRR-3-12-GU5.3-46/36	PARATHOM ADV MR16 20 36° 3W/830 GU5.3	2.06
DRR-3-12-GU5.3-46/36	PARATHOM ADV MR16 20 36° 3W/840 GU5.3	2.06
DRR-3,1-12-GU4-39/30	PARATHOM ADV MR11 20 36° 3,1W/827 GU4	2.11
DRR-4,6-12-GU5.3-46/36	PARATHOM MR16 35 36° 4,6W/827 GU5.3	2.05

ILCOS	Product name	Page
DRR-4,6-12-GU5.3-46/36	PARATHOM MR16 35 36° 4,6W/840 GU5.3	2.05
DRR-5-12-GU5.3-46/36	PARATHOM ADV MR16 35 36° 5W/827 GU5.3	2.06
DRR-5-12-GU5.3-46/36	PARATHOM ADV MR16 35 36° 5W/830 GU5.3	2.06
DRR-5-12-GU5.3-46/36	PARATHOM ADV MR16 35 36° 5W/840 GU5.3	2.06
DRR-5-12-GU5.3-46/36	PARATHOM PRO MR16 20 36° 5W/927 GU5.3	2.07
DRR-5-12-GU5.3-46/36	PARATHOM PRO MR16 20 36° 5W/930 GU5.3	2.07
DRR-5-12-GU5.3-50/36	PARATHOM ADV GLOWdim MR16 35 36° 5W/827 GU5.3	2.45
DRR-6,1-12-GU5.3-46/36	PARATHOM PRO MR16 35 36° 6,1W/927 GU5.3	2.07
DRR-6,1-12-GU5.3-46/36	PARATHOM PRO MR16 35 36° 6,1W/930 GU5.3	2.07
DRR-7,2-12-G53-111/24	PARATHOM AR111 50 24° 7,2W/830 G53	2.08
DRR-7,2-12-G53-111/40	PARATHOM AR111 50 40° 7,2W/830 G53	2.08
DRR-7,2-12-GU5.3-46/36	PARATHOM MR16 50 36° 7,2W/827 GU5.3	2.05
DRR-7,2-12-GU5.3-46/36	PARATHOM MR16 50 36° 7,2W/840 GU5.3	2.05
DRR-7,8-12-GU5.3-46/36	PARATHOM ADV MR16 50 36° 7,8W/827 GU5.3	2.06
DRR-7,8-12-GU5.3-46/36	PARATHOM ADV MR16 50 36° 7,8W/830 GU5.3	2.06
DRR-7,8-12-GU5.3-46/36	PARATHOM ADV MR16 50 36° 7,8W/840 GU5.3	2.06
DRR-7,8-12-GU5.3-46/36	PARATHOM PRO MR16 43 36° 7,8W/927 GU5.3	2.07
DRR-7,8-12-GU5.3-46/36	PARATHOM PRO MR16 43 36° 7,8W/930 GU5.3	2.07
DRR-7,8-12-GU5.3-46/36	PARATHOM PRO MR16 43 36° 7,8W/940 GU5.3	2.07
DRRR-3,2-220-240-E14-84/36	PARATHOM R50 40 36° 3W/827 E14	2.16
DRRR-3,2-220-240-E27-85/36	PARATHOM R50 40 36° 3W/827 E27	2.16
DRRR-3,5-220-240-E14-85/36	PARATHOM ADV R50 40 36° 3W/827 E14	2.17
DRRR-5-220-240-E27-110/36	PARATHOM R80 60 36° 5W/827 E27	2.16
DRRR-5-220-240-E27-95/36	PARATHOM R63 60 36° 5W/827 E27	2.16
DRRR-5,5-220-240-E27-110/36	PARATHOM ADV R80 60 36° 5W/827 E27	2.17
DRRR-5,5-220-240-E27-95/36	PARATHOM ADV R63 60 36° 5W/827 E27	2.17
DRT-16,5-230-S14s-1000	LEDinestra ADV 75 16,5W/827 S14s FR	2.52
DRT-5-230-S14d-300	LEDinestra 25 5W/827 S14d FR	2.51
DRT-5-230-S14s-300	LEDinestra 25 5W/827 S14s FR	2.51
DRT-6-230-S14d-300	LEDinestra ADV 25 6W/827 S14d FR	2.52
DRT-6-230-S14s-300	LEDinestra ADV 25 6W/827 S14s FR	2.52
DRT-8,5-230-S14d-500	LEDinestra 40 8,5W/827 S14d FR	2.51
DRT-8,5-230-S14s-500	LEDinestra 40 8,5W/827 S14s FR	2.51
DRT-9-230-S14d-500	LEDinestra ADV 38 9W/827 S14d FR	2.52
DRT-9-230-S14s-500	LEDinestra ADV 38 9W/827 S14s FR	2.52
FD-10/827-E-G13-26/470	L 10 W/827	6.16
FD-13/640-E-G5-16/517	L 13 W/640	6.12
FD-13/765-E-G5-16/517	L 13 W/765	6.12
FD-13/827-E-G5-16/517	L 13 W/827	6.11
FD-13/830-E-G5-16/517	L 13 W/830	6.11
FD-13/840-E-G5-16/517	L 13 W/840	6.11
FD-13/930-E-G5-16/517	L 13 W/930	6.10
FD-15/827-E-G13-26/438	L 15 W/827	6.16
FD-15/830-E-G13-26/438	L 15 W/830	6.16
FD-15/840-E-G13-26/438	L 15 W/840	6.16
FD-15/865-E-G13-26/438	L 15 W/865	6.16
FD-15/954-E-G13-26/438	L 15 W/954	6.21
FD-16/827-E-G13-26/720	L 16 W/827	6.16
FD-16/830-E-G13-26/600	L 16 W/830 ES	6.18
FD-16/830-E-G13-26/720	L 16 W/830	6.16
FD-16/840-E-G13-26/600	L 16 W/840 ES	6.18
FD-16/840-E-G13-26/720	L 16 W/840	6.16
FD-16/930-E-G13-26/720	L 16 W/930	6.21
FD-18/827-E-G13-26/600	L 18 W/827	6.16
FD-18/830-E-G13-26/600	L 18 W/830	6.16
FD-18/830-E-G13-26/600	L 18 W/830 XT	6.19
FD-18/830-E-G13-26/600	L 18 W/830 XXT	6.20
FD-18/835-E-G13-26/600	L 18 W/835	6.16
FD-18/840-E-G13-26/600	L 18 W/840	6.16
FD-18/840-E-G13-26/600	L 18 W/840 XT	6.19
FD-18/840-E-G13-26/600	L 18 W/840 XXT	6.20
FD-18/865-E-G13-26/600	L 18 W/865	6.16
FD-18/865-E-G13-26/600	L 18 W/865 XT	6.19
FD-18/865-E-G13-26/600	L 18 W/865 XXT	6.20
FD-18/880-E-G13-26/600	L 18 W/880	6.16
FD-18/930-E-G13-26/600	L 18 W/930	6.21
FD-18/940-E-G13-26/600	L 18 W/940	6.21
FD-18/950-E-G13-26/600	L 18 W/950	6.22
FD-18/954-E-G13-26/600	L 18 W/954	6.21
FD-18/965-E-G13-26/600	L 18 W/965	6.21
FD-18/965-E-G13-26/600	L 18 W/965	6.23
FD-18/B-G13-26/600	L 18 W/67	6.25
FD-18/G-G13-26/600	L 18 W/66	6.25
FD-18/R-G13-26/600	L 18 W/60	6.25
FD-20/640-LC/-/N-Fa6-38/600	L XL 20 W/640	6.35
FD-20/640-LC/-/P/-G13-38/600	L SA 20 W/640	6.34
FD-23/830-E-G13-26/970	L 23 W/830	6.16
FD-23/840-E-G13-26/970	L 23 W/840	6.16
FD-30/827-E-G13-26/895	L 30 W/827	6.16
FD-30/830-E-G13-26/895	L 30 W/830	6.16
FD-30/840-E-G13-26/895	L 30 W/840	6.16
FD-30/865-E-G13-26/895	L 30 W/865	6.16
FD-30/880-E-G13-26/895	L 30 W/880	6.16
FD-30/930-E-G13-26/895	L 30 W/930	6.21
FD-30/965-E-G13-26/895	L 30 W/965	6.23
FD-30/B-G13-26/895	L 30 W/67	6.25
FD-32/830-E-G13-26/1200	L 32 W/830 ES	6.18
FD-32/840-E-G13-26/1200	L 32 W/840 ES	6.18
FD-36/40/1B-E-G13-26/1200	L 36 W/840 SPS	6.28
FD-36/76-E-G13-26/1200	L 36 W/76	6.26
FD-36/76-E-G13-26/970	L 36 W/76-1	6.26
FD-36/827-E-G13-26/1200	L 36 W/827	6.16
FD-36/827-E-G13-26/970	L 36 W/827-1	6.27
FD-36/830-E-G13-26/1200	L 36 W/830	6.16

ILCOS	Product name	Page
FD-36/830-E-G13-26/1200	L 36 W/830 XT	6.19
FD-36/830-E-G13-26/1200	L 36 W/830 XXT	6.20
FD-36/830-E-G13-26/970	L 36 W/830-1	6.27
FD-36/835-E-G13-26/1200	L 36 W/835	6.16
FD-36/840-E-G13-26/1200	L 36 W/840	6.16
FD-36/840-E-G13-26/1200	L 36 W/840 XT	6.19
FD-36/840-E-G13-26/1200	L 36 W/840 XXT	6.20
FD-36/840-E-G13-26/970	L 36 W/840-1	6.27
FD-36/865-E-G13-26/1200	L 36 W/865	6.16
FD-36/865-E-G13-26/1200	L 36 W/865 XT	6.19
FD-36/865-E-G13-26/1200	L 36 W/865 XXT	6.20
FD-36/880-E-G13-26/1200	L 36 W/880	6.16
FD-36/930-E-G13-26/1200	L 36 W/930	6.21
FD-36/940-E-G13-26/1200	L 36 W/940	6.21
FD-36/950-E-G13-26/1200	L 36 W/950	6.22
FD-36/954-E-G13-26/1200	L 36 W/954	6.21
FD-36/954-E-G13-26/970	L 36 W/954-1	6.21
FD-36/965-E-G13-26/1200	L 36 W/965	6.21
FD-36/965-E-G13-26/1200	L 36 W/965	6.23
FD-36/B-G13-26/1200	L 36 W/67	6.25
FD-36/G-G13-26/1200	L 36 W/66	6.25
FD-36/R-G13-26/1200	L 36 W/60	6.25
FD-38/830-E-G13-26/1047	L 38 W/830	6.16
FD-38/840-E-G13-26/1047	L 38 W/840	6.16
FD-4/640-E-G5-16/136	L 4 W/640	6.12
FD-40/640-LC/-/N-Fa6-38/1200	L XL 40 W/640	6.35
FD-40/640-LC/-/P/-G13-38/1200	L SA 40 W/640	6.34
FD-51/830-E-G13-26/1500	L 51 W/830 ES	6.18
FD-51/840-E-G13-26/1500	L 51 W/840 ES	6.18
FD-58/40/1B-E-G13-26/1500	L 58 W/840 SPS	6.28
FD-58/827-E-G13-26/1500	L 58 W/827	6.16
FD-58/830-E-G13-26/1500	L 58 W/830	6.16
FD-58/830-E-G13-26/1500	L 58 W/830 XT	6.19
FD-58/830-E-G13-26/1500	L 58 W/830 XXT	6.20
FD-58/835-E-G13-26/1500	L 58 W/835	6.16
FD-58/840-E-G13-26/1500	L 58 W/840	6.16
FD-58/840-E-G13-26/1500	L 58 W/840 XT	6.19
FD-58/840-E-G13-26/1500	L 58 W/840 XXT	6.20
FD-58/865-E-G13-26/1500	L 58 W/865	6.16
FD-58/865-E-G13-26/1500	L 58 W/865 XT	6.19
FD-58/865-E-G13-26/1500	L 58 W/865 XXT	6.20
FD-58/880-E-G13-26/1500	L 58 W/880	6.16
FD-58/930-E-G13-26/1500	L 58 W/930	6.21
FD-58/940-E-G13-26/1500	L 58 W/940	6.21
FD-58/950-E-G13-26/1500	L 58 W/950	6.22
FD-58/954-E-G13-26/1500	L 58 W/954	6.21
FD-58/965-E-G13-26/1500	L 58 W/965	6.21
FD-58/965-E-G13-26/1500	L 58 W/965	6.23
FD-58/B-G13-26/1500	L 58 W/67	6.25
FD-58/G-G13-26/1500	L 58 W/66	6.25
FD-58/R-G13-26/1500	L 58 W/60	6.25
FD-6/640-E-G5-16/212	L 6 W/640	6.12
FD-6/640-E-G5-16/212	Emergency Lighting 6 W/640	6.13
FD-6/830-E-G5-16/212	L 6 W/830	6.11
FD-6/840-E-G5-16/212	Emergency Lighting 6 W/840	6.14
FD-6/930-E-G5-16/212	L 6 W/930	6.10
FD-65/640-LC/-/N-Fa6-38/1500	L XL 65 W/640	6.35
FD-65/640-LC/-/P/-G13-38/1500	L SA 65 W/640	6.34
FD-70/835-E-G13-26/1800	L 70 W/835	6.16
FD-70/840-E-G13-26/1800	L 70 W/840	6.16
FD-8/640-E-G5-16/288	L 8 W/640	6.12
FD-8/640-E-G5-16/288	Emergency Lighting 8 W/640	6.13
FD-8/765-E-G5-16/288	L 8 W/765	6.12
FD-8/827-E-G5-16/288	L 8 W/827	6.11
FD-8/830-E-G5-16/288	L 8 W/830	6.11
FD-8/840-E-G5-16/288	L 8 W/840	6.11
FD-8/840-E-G5-16/288	Emergency Lighting 8 W/840	6.14
FD-8/930-E-G5-16/288	L 8 W/930	6.10
FD/V-30-E-G13-26/895	L 30 W/77	6.24
FD/V-36-E-G13-26/1200	L 36 W/77	6.24
FD/V-58-E-G13-26/1500	L 58 W/77	6.24
FDH-11/730-/P/-W4,3x8,5d-7/422	FM 11 W/730	6.33
FDH-11/740-/P/-W4,3x8,5d-7/422	FM 11 W/740	6.33
FDH-11/760-/P/-W4,3x8,5d-7/422	FM 11 W/760	6.33
FDH-13/730-/P/-W4,3x8,5d-7/523	FM 13 W/730	6.33
FDH-13/740-/P/-W4,3x8,5d-7/523	FM 13 W/740	6.33
FDH-13/760-/P/-W4,3x8,5d-7/523	FM 13 W/760	6.33
FDH-13/830-L/P/-G5-16/549	HE ES 13 W/830	6.04
FDH-13/840-L/P/-G5-16/549	HE ES 13 W/840	6.04
FDH-13/865-L/P/-G5-16/549	HE ES 13 W/865	6.04
FDH-14/827-L/P/-G5-16/549	HE 14 W/827	6.02
FDH-14/830-L/P/-G5-16/549	HE 14 W/830	6.02
FDH-14/835-L/P/-G5-16/549	HE 14 W/835	6.02
FDH-14/840-L/P/-G5-16/549	HE 14 W/840	6.02
FDH-14/865-L/P/-G5-16/549	HE 14 W/865	6.02
FDH-14/880-L/P/-G5-16/549	HE 14 W/880	6.02
FDH-19/830-L/P/-G5-16/849	HE ES 19 W/830	6.04
FDH-19/840-L/P/-G5-16/849	HE ES 19 W/840	6.04
FDH-19/865-L/P/-G5-16/849	HE ES 19 W/865	6.04
FDH-20/840-L/P/-G5-16/549	HO ES 20 W/840	6.05
FDH-20/865-L/P/-G5-16/549	HO ES 20 W/865	6.05
FDH-21/827-L/P/-G5-16/849	HE 21 W/827	6.02
FDH-21/830-L/P/-G5-16/849	HE 21 W/830	6.02
FDH-21/840-L/P/-G5-16/849	HE 21 W/840	6.02
FDH-21/865-L/P/-G5-16/849	HE 21 W/865	6.02
FDH-21/880-L/P/-G5-16/849	HE 21 W/880	6.02
FDH-24/827-L/P/-G5-16/549	HO 24 W/827	6.03
FDH-24/830-L/P/-G5-16/549	HO 24 W/830	6.03
FDH-24/840-L/P/-G5-16/549	HO 24 W/840	6.03
FDH-24/865-L/P/-G5-16/549	HO 24 W/865	6.03
FDH-24/880-L/P/-G5-16/549	HO 24 W/880	6.03
FDH-24/940-L/P/-G5-16/549	HO 24 W/940	6.08
FDH-24/965-L/P/-G5-16/549	HO 24 W/965	6.08
FDH-25/827-L/P/-G5-16/1149	HE ES 25 W/827	6.04
FDH-25/830-L/P/-G5-16/1149	HE ES 25 W/830	6.04
FDH-25/840-L/P/-G5-16/1149	HE ES 25 W/840	6.04
FDH-25/865-L/P/-G5-16/1149	HE ES 25 W/865	6.04
FDH-28/827-L/P/-G5-16/1149	HE 28 W/827	6.02
FDH-28/830-L/P/-G5-16/1149	HE 28 W/830	6.02
FDH-28/835-L/P/-G5-16/1149	HE 28 W/835	6.02
FDH-28/835-L/P/-G5-16/1149	HO 24 W/835	6.03
FDH-28/840-L/P/-G5-16/1149	HE 28 W/840	6.02
FDH-28/865-L/P/-G5-16/1149	HE 28 W/865	6.02
FDH-28/880-L/P/-G5-16/1149	HE 28 W/880	6.02
FDH-32/827-L/P/-G5-16/1449	HE ES 32 W/827	6.04
FDH-32/830-L/P/-G5-16/1449	HE ES 32 W/830	6.04
FDH-32/840-L/P/-G5-16/1449	HE ES 32 W/840	6.04

ILCOS	Product name	Page
FDH-32/865-L/P/-G5-16/1449	HE ES 32 W/865	6.04
FDH-34/840-L/P/-G5-16/849	HO ES 34 W/840	6.05
FDH-34/865-L/P/-G5-16/849	HO ES 34 W/865	6.05
FDH-35/827-L/P/-G5-16/1449	HE 35 W/827	6.02
FDH-35/830-L/P/-G5-16/1449	HE 35 W/830	6.02
FDH-35/840-L/P/-G5-16/1449	HE 35 W/840	6.02
FDH-35/840-L/P/-G5-16/1449	HE XT 35 W/840	6.06
FDH-35/865-L/P/-G5-16/1449	HE 35 W/865	6.02
FDH-35/865-L/P/-G5-16/1449	HE XT 35 W/865	6.06
FDH-39/827-L/P/-G5-16/849	HO 39 W/827	6.03
FDH-39/830-L/P/-G5-16/849	HO 39 W/830	6.03
FDH-39/840-L/P/-G5-16/849	HO 39 W/840	6.03
FDH-39/865-L/P/-G5-16/849	HO 39 W/865	6.03
FDH-45/830-L/P/-G5-16/1449	HO ES 45 W/830	6.05
FDH-45/840-L/P/-G5-16/1449	HO ES 45 W/840	6.05
FDH-45/865-L/P/-G5-16/1449	HO ES 45 W/865	6.05
FDH-49/827-L/P/-G5-16/1449	HO 49 W/827	6.03
FDH-49/830-L/P/-G5-16/1449	HO 49 W/830	6.03
FDH-49/830-L/P/-G5-16/1449	HO XT 49 W/830	6.07
FDH-49/840-L/P/-G5-16/1449	HO 49 W/840	6.03
FDH-49/840-L/P/-G5-16/1449	HO XT 49 W/840	6.07
FDH-49/865-L/P/-G5-16/1149	HO XT 49 W/865	6.07
FDH-49/865-L/P/-G5-16/1449	HO 49 W/865	6.03
FDH-49/880-L/P/-G5-16/1449	HO 49 W/880	6.03
FDH-49/940-L/P/-G5-16/1449	HO 49 W/940	6.08
FDH-49/965-L/P/-G5-16/1449	HO 49 W/965	6.08
FDH-50/827-L/P/-G5-16/1149	HO ES 50 W/827	6.05
FDH-50/830-L/P/-G5-16/1149	HO ES 50 W/830	6.05
FDH-50/840-L/P/-G5-16/1149	HO ES 50 W/840	6.05
FDH-50/865-L/P/-G5-16/1149	HO ES 50 W/865	6.05
FDH-54/827-L/P/-G5-16/1149	HO 54 W/827	6.03
FDH-54/830-L/P/-G5-16/1149	HO 54 W/830	6.03
FDH-54/830-L/P/-G5-16/1149	HO XT 54 W/830	6.07
FDH-54/840-L/P/-G5-16/1149	HO 54 W/840	6.03
FDH-54/840-L/P/-G5-16/1149	HO XT 54 W/840	6.07
FDH-54/865-L/P/-G5-16/1149	HO 54 W/865	6.03
FDH-54/865-L/P/-G5-16/1149	HO XT 54 W/865	6.07
FDH-54/880-L/P/-G5-16/1149	HO 54 W/880	6.03
FDH-54/940-L/P/-G5-16/1449	HO 54 W/940	6.08
FDH-54/965-L/P/-G5-16/1449	HO 54 W/965	6.08
FDH-6/730-/P/-W4,3x8,5d-7/218	FM 6 W/730	6.33
FDH-6/740-/P/-W4,3x8,5d-7/218	FM 6 W/740	6.33
FDH-73/827-L/P/-G5-16/1449	HO ES 73 W/827	6.05
FDH-73/830-L/P/-G5-16/1449	HO ES 73 W/830	6.05
FDH-73/840-L/P/-G5-16/1449	HO ES 73 W/840	6.05
FDH-73/865-L/P/-G5-16/1449	HO ES 73 W/865	6.05
FDH-8/730-/P/-W4,3x8,5d-7/320	FM 8 W/730	6.33
FDH-8/740-/P/-W4,3x8,5d-7/320	FM 8 W/740	6.33
FDH-8/760-/P/-W4,3x8,5d-7/320	FM 8 W/760	6.33
FDH-80/827-L/P/-G5-16/1449	HO 80 W/827	6.03
FDH-80/830-L/P/-G5-16/1449	HO 80 W/830	6.03
FDH-80/830-L/P/-G5-16/1449	HO XT 80 W/830	6.07
FDH-80/840-L/P/-G5-16/1449	HO 80 W/840	6.03
FDH-80/840-L/P/-G5-16/1449	HO XT 80 W/840	6.07
FDH-80/865-L/P/-G5-16/1449	HO 80 W/865	6.03
FDH-80/865-L/P/-G5-16/1449	HO XT 80 W/865	6.07
FDU-18/830-E-2G13-26/310	L U 18 W/830	6.31
FDU-18/840-E-2G13-26/310	L U 18 W/840	6.31
FDU-36/830-E-2G13-26/570	L UK 36 W/830	6.30
FDU-36/830-E-2G13-26/607	L U 36 W/830	6.31
FDU-36/840-E-2G13-26/570	L UK 36 W/840	6.30
FDU-36/840-E-2G13-26/607	L U 36 W/840	6.31
FDU-58/830-E-2G13-26/765	L U 58 W/830	6.31
FDU-58/840-E-2G13-26/765	L U 58 W/840	6.31
FSC-22/827-E-G10q-29/216	L 22 W/827	6.32
FSC-22/840-E-G10q-29/216	L 22 W/840	6.32
FSC-22/865-E-G10q-29/216	L 22 W/865	6.32
FSC-32/827-E-G10q-29/305	L 32 W/827	6.32
FSC-32/840-E-G10q-29/305	L 32 W/840	6.32
FSC-32/865-E-G10q-29/305	L 32 W/865	6.32
FSC-40/840-E-G10q-29/406	L 40 W/840	6.32
FSC-40/865-E-G10q-29/406	L 40 W/865	6.32
FSCH-22/827-L/P-2Gx13-16/225	FC 22 W/827	6.15
FSCH-22/830-L/P-2Gx13-16/225	FC 22 W/830	6.15
FSCH-22/840-L/P-2Gx13-16/225	FC 22 W/840	6.15
FSCH-22/865-L/P-2Gx13-16/225	FC 22 W/865	6.15
FSCH-40/827-L/P-2Gx13-16/300	FC 40 W/827	6.15
FSCH-40/830-L/P-2Gx13-16/300	FC 40 W/830	6.15
FSCH-40/840-L/P-2Gx13-16/300	FC 40 W/840	6.15
FSCH-40/865-L/P-2Gx13-16/300	FC 40 W/865	6.15
FSCH-55/827-L/P-2Gx13-16/300	FC 55 W/827	6.15
FSCH-55/830-L/P-2Gx13-16/300	FC 55 W/830	6.15
FSCH-55/840-L/P-2Gx13-16/300	FC 55 W/840	6.15
FSCH-55/865-L/P-2Gx13-16/300	FC 55 W/865	6.15
FSD-11/827-I-G23	DULUX S 11 W/827	9.11
FSD-11/830-I-G23	DULUX S 11 W/830	9.11
FSD-11/840-I-G23	DULUX S 11 W/840	9.11
FSD-18/827-E-2G11-43,9/217	DULUX L 18 W/827 2G11	9.14
FSD-18/830-E-2G10-90/122	DULUX F 18 W/827 2G10	9.21
FSD-18/830-E-2G10-90/122	DULUX F 18 W/830 2G10	9.21
FSD-18/830-E-2G11-43,9/217	DULUX L 18 W/830 2G11	9.14
FSD-18/830-E-2G11-43,9/217	DULUX L XT 18 W/830 2G11	9.20
FSD-18/840-E-2G10-90/122	DULUX F 18 W/840 2G10	9.21
FSD-18/840-E-2G11-43,9/217	DULUX L 18 W/840 2G11	9.14
FSD-18/840-E-2G11-43,9/217	DULUX L XT 18 W/840 2G11	9.20
FSD-18/930-E-2G11-43,9/217	DULUX L 18 W/930 2G11	9.17
FSD-18/940-E-2G11-43,9/217	DULUX L 18 W/940 2G11	9.17
FSD-18/954-E-2G11-43,9/217	DULUX L 18 W/954 2G11	9.17
FSD-24/827-E-2G11-43,9/317	DULUX L 24 W/827 2G11	9.14
FSD-24/830-E-2G10-90/165	DULUX F 24 W/830 2G10	9.21
FSD-24/830-E-2G11-43,9/317	DULUX L 24 W/830 2G11	9.14
FSD-24/830-E-2G11-43,9/317	DULUX L XT 24 W/830 2G11	9.20
FSD-24/840-E-2G10-90/165	DULUX F 24 W/840 2G10	9.21
FSD-24/840-E-2G11-43,9/317	DULUX L 24 W/840 2G11	9.14
FSD-24/840-E-2G11-43,9/317	DULUX L XT 24 W/840 2G11	9.20
FSD-24/930-E-2G11-43,9/317	DULUX L 24 W/930 2G11	9.17
FSD-24/954-E-2G11-43,9/317	DULUX L 24 W/954 2G11	9.17
FSD-36/827-E-2G11-43,9/411	DULUX L 36 W/827 2G11	9.14
FSD-36/830-E-2G10-90/217	DULUX F 36 W/830 2G10	9.21
FSD-36/830-E-2G11-43,9/411	DULUX L 36 W/830 2G11	9.14
FSD-36/830-E-2G11-43,9/411	DULUX L XT 36 W/830 2G11	9.20
FSD-36/835-E-2G11-43,9/411	DULUX L 36 W/835 2G11	9.14
FSD-36/840-E-2G10-90/217	DULUX F 36 W/840 2G10	9.21
FSD-36/840-E-2G11-43,9/411	DULUX L 36 W/840 2G11	9.14
FSD-36/840-E-2G11-43,9/411	DULUX L XT 36 W/840 2G11	9.20
FSD-36/865-E-2G11-43,9/411	DULUX L 36 W/865 2G11	9.14
FSD-36/930-E-2G11-43,9/411	DULUX L 36 W/930 2G11	9.17
FSD-36/940-E-2G11-43,9/411	DULUX L 36 W/940 2G11	9.17
FSD-36/954-E-2G11-43,9/411	DULUX L 36 W/954 2G11	9.17
FSD-5/827-I-G23	DULUX S 5 W/827	9.11
FSD-5/840-I-G23	DULUX S 5 W/840	9.11

ILCOS	Product name	Page
FSD-7/827-I-G23	DULUX S 7 W/827	9.11
FSD-7/827-I-G23	DULUX S 7 W/827	9.11
FSD-7/830-I-G23	DULUX S 7 W/830	9.11
FSD-7/840-I-G23	DULUX S 7 W/840	9.11
FSD-9/827-I-G23	DULUX S 9 W/827	9.11
FSD-9/830-I-G23	DULUX S 9 W/830	9.11
FSD-9/840-I-G23	DULUX S 9 W/840	9.11
FSD-9/B-I-G23	DULUX S 9 W/67	9.11
FSD-9/G-I-G23	DULUX S 9 W/66	9.11
FSD-9/R-I-G23	DULUX S 9 W/60	9.11
FSD//L-18/830-E-2G11-43,9/209	DULUX L SP 18 W/830 2G11	9.18
FSD//L-18/840-E-2G11-43,9/209	DULUX L SP 18 W/840 2G11	9.18
FSD//L-24/830-E-2G11-43,9/309	DULUX L SP 24 W/830 2G11	9.18
FSD//L-24/840-E-2G11-43,9/309	DULUX L SP 24 W/840 2G11	9.18
FSDH-11/827-/P/-2G7	DULUX S/E 11 W/827	9.13
FSDH-11/830-/P/-2G7	DULUX S/E 11 W/830	9.13
FSDH-11/840-/P/-2G7	DULUX S/E 11 W/840	9.13
FSDH-26/840-/P/-2G11-43,9/533	DULUX D/E 26 W/830	9.09
FSDH-26/840-/P/-2G11-43,9/533	DULUX L HE 26 W/840 2GX11	9.19
FSDH-28/840-/P/-2G11-43,9/566	DULUX L HE 28 W/840 2GX11	9.19
FSDH-40/830-/P/-2G11-43,9/533	DULUX L 40 W/830 2G11	9.14
FSDH-40/835-/P/-2G11-43,9/533	DULUX L 40 W/835 2G11	9.14
FSDH-40/840-/P/-2G11-43,9/533	DULUX L 40 W/840 2G11	9.14
FSDH-40/865-/P/-2G11-43,9/533	DULUX L 40 W/865 2G11	9.14
FSDH-40/954-/P/-2G11-43,9/533	DULUX L 40 W/954 2G11	9.17
FSDH-55/827-/P/-2G11-43,9/533	DULUX L 55 W/827 2G11	9.14
FSDH-55/830-/P/-2G11-43,9/533	DULUX L 55 W/830 2G11	9.14
FSDH-55/835-/P/-2G11-43,9/533	DULUX L 55 W/835 2G11	9.14
FSDH-55/840-/P/-2G11-43,9/533	DULUX L 55 W/840 2G11	9.14
FSDH-55/840-/P/-2G11-43,9/533	DULUX L XT 55 W/840 2G11	9.20
FSDH-55/865-/P/-2G11-43,9/533	DULUX L 55 W/865 2G11	9.14
FSDH-55/930-/P/-2G11-43,9/533	DULUX L 55 W/930 2G11	9.17
FSDH-55/954-/P/-2G11-43,9/533	DULUX L 55 W/954 2G11	9.17
FSDH-7/827-/P/-2G7	DULUX S/E 7 W/827	9.13
FSDH-7/830-/P/-2G7	DULUX S/E 7 W/830	9.13
FSDH-7/840-/P/-2G7	DULUX S/E 7 W/840	9.13
FSDH-80/830-/P/-2G11-43,9/565	DULUX L 80 W/830 2G11	9,14
FSDH-80/840-/P/-2G11-43,9/565	DULUX L 80 W/840 2G11	9.14
FSDH-9/827-/P/-2G7	DULUX S/E 9 W/827	9.13
FSDH-9/830-/P/-2G7	DULUX S/E 9 W/830	9.13
FSDH-9/840-/P/-2G7	DULUX S/E 9 W/840	9.13
FSDH//L//H-40/840-/P/-2G11-43,9/533	DULUX L 40 W/840 2G11	9.16
FSDH//L//H-55/840-/P/-2G11-43,9/533	DULUX L 55 W/840 2G11	9.16
FSDH//L//H-80/840-/P/-2G11-43,9/565	DULUX L 80 W/840 2G11	9.16
FSM-13/830-I-GX24d-1	DULUX T PLUS 13 W/830	9.02
FSM-13/840-I-GX24d-1	DULUX T PLUS 13 W/840	9.02
FSM-18/827-I-GX24d-2	DULUX T PLUS 18 W/827	9.02
FSM-18/830-I-GX24d-2	DULUX T PLUS 18 W/830	9.02
FSM-18/840-I-GX24d-2	DULUX T PLUS 18 W/840	9.02
FSM-26/827-I-GX24d-3	DULUX T PLUS 26 W/827	9.02
FSM-26/830-I-GX24d-3	DULUX T PLUS 26 W/830	9.02
FSM-26/840-I-G2X4d-3	DULUX T PLUS 26 W/840	9.02
FSMH-13/827-/P/-GX24q-1	DULUX T/E PLUS 13 W/827	9.03
FSMH-13/830-/P/-GX24q-1	DULUX T/E PLUS 13 W/830	9.03
FSMH-13/840-/P/-GX24q-1	DULUX T/E PLUS 13 W/840	9.03
FSMH-18/827-/P/-GX24q-2	DULUX T/E PLUS 18 W/827	9.03
FSMH-18/830-/P/-GX24q-2	DULUX T/E PLUS 18 W/830	9.03
FSMH-18/840-/P/-GX24q-2	DULUX T/E PLUS 18 W/840	9.03

ILCOS	Product name	Page
FSMH-26/827-/P/-GX24q-3	DULUX T/E PLUS 26 W/827	9.03
FSMH-26/830-/P/-GX24q-3	DULUX T/E PLUS 26 W/830	9.03
FSMH-26/840-/P/-GX24q-3	DULUX T/E PLUS 26 W/840	9.03
FSMH-32/827-/P/-GX24q-3	DULUX T/E PLUS 32 W/827	9.03
FSMH-32/830-/P/-GX24q-3	DULUX T/E PLUS 32 W/830	9.03
FSMH-32/830-/P/-GX24q-3	DULUX T/E XT 32 W/830	9.06
FSMH-32/840-/P/-GX24q-3	DULUX T/E PLUS 32 W/840	9.03
FSMH-32/840-/P/-GX24q-3	DULUX T/E XT 32 W/840	9.06
FSMH-42/827-/P/-GX24q-4	DULUX T/E PLUS 42 W/827	9.03
FSMH-42/830-/P/-GX24q-4	DULUX T/E PLUS 42 W/830	9.03
FSMH-42/830-/P/-GX24q-4	DULUX T/E XT 42 W/830	9.06
FSMH-42/840-/P/-GX24q-4	DULUX T/E PLUS 42 W/840	9.03
FSMH-42/840-/P/-GX24q-4	DULUX T/E XT 42 W/840	9.06
FSMH//L//H-26/830-/P/-GX24q-3	DULUX T/E CONSTANT 26 W/830	9.05
FSMH//L//H-26/840-/P/-GX24q-3	DULUX T/E CONSTANT 26 W/840	9.05
FSMH//L//H-32/827-/P/-GX24q-3	DULUX T/E CONSTANT 32 W/827	9.05
FSMH//L//H-32/830-/P/-GX24q-3	DULUX T/E CONSTANT 32 W/830	9.05
FSMH//L//H-32/840-/P/-GX24q-3	DULUX T/E CONSTANT 32 W/840	9.05
FSMH//L//H-42/827-/P/-GX24q-4	DULUX T/E CONSTANT 42 W/827	9.05
FSMH//L//H-42/830-/P/-GX24q-4	DULUX T/E CONSTANT 42 W/830	9.05
FSMH//L//H-42/840-/P/-GX24q-4	DULUX T/E CONSTANT 42 W/840	9.05
FSQ-10/827-I-G24d-1	DULUX D 10 W/827	9.07
FSQ-10/830-I-G24d-1	DULUX D 10 W/830	9.07
FSQ-10/840-I-G24d-1	DULUX D 10 W/840	9.07
FSQ-13/827-I-G24d-1	DULUX D 13 W/827	9.07
FSQ-13/830-I-G24d-1	DULUX D 13 W/830	9.07
FSQ-13/840-I-G24d-1	DULUX D 13 W/840	9.07
FSQ-13/865-I-G24d-1	DULUX D 13 W/865	9.07
FSQ-18/827-I-G24d-2	DULUX D 18 W/827	9.07
FSQ-18/830-I-G24d-2	DULUX D 18 W/830	9.07
FSQ-18/835-I-G24d-2	DULUX D 18 W/835	9.07
FSQ-18/840-I-G24d-2	DULUX D 18 W/840	9.07
FSQ-18/865-I-G24d-2	DULUX D 18 W/865	9.07
FSQ-26/827-I-G24d-3	DULUX D 26 W/827	9.07
FSQ-26/830-I-G24d-3	DULUX D 26 W/830	9.07
FSQ-26/835-I-G24d-3	DULUX D 26 W/835	9.07
FSQ-26/835-I-G24d-3	DULUX L 55 W/940 2G11	9.17
FSQ-26/840-I-G24d-3	DULUX D 26 W/840	9.07
FSQ-26/865-I-G24d-3	DULUX D 26 W/865	9.07
FSQH-10/827-/P/-G24q-1	DULUX D/E 10 W/827	9.09
FSQH-10/830-/P/-G24q-1	DULUX D/E 10 W/830	9.09
FSQH-10/840-/P/-G24q-1	DULUX D/E 10 W/840	9.09
FSQH-13/827-/P/-G24q-1	DULUX D/E 13 W/827	9.09
FSQH-13/830-/P/-G24q-1	DULUX D/E 13 W/830	9.09
FSQH-13/840-/P/-G24q-1	DULUX D/E 13 W/840	9.09
FSQH-18/827-/P/-G24q-2	DULUX D/E 18 W/827	9.09
FSQH-18/830-/P/-G24q-2	DULUX D/E 18 W/830	9.09
FSQH-18/835-/P/-G24q-2	DULUX D/E 18 W/835	9.09
FSQH-18/840-/P/-G24q-2	DULUX D/E 18 W/840	9.09
FSQH-18/865-/P/-G24q-2	DULUX D/E 18 W/865	9.09
FSQH-26/827-/P/-G24q-3	DULUX D/E 26 W/827	9.09
FSQH-26/830-/P/-G24q-3	DULUX D/E 26 W/830	9.09
FSQH-26/835-/P/-G24q-3	DULUX D/E 26 W/835	9.09
FSQH-26/840-/P/-G24q-3	DULUX D/E 26 W/840	9.09

ILCOS	Product name	Page
FSQH-26/865-/P/-G24q-3	DULUX D/E 26 W/865	9.09
FSS-16/827-E-GR10q	CFL SQUARE 16 W/827 GR10Q	9.23
FSS-16/827-I-GR8	CFL SQUARE 16 W/827 GR8	9.22
FSS-16/835-E-GR10q	CFL SQUARE 16 W/835 GR10Q	9.23
FSS-16/835-I-GR8	CFL SQUARE 16 W/835 GR8	9.22
FSS-24/827-E-2G10-90/165	DULUX F 24 W/827 2G10	9.21
FSS-28/827-E-GR10q	CFL SQUARE 28 W/827 GR10Q	9.23
FSS-28/827-I-GR8	CFL SQUARE 28 W/827 GR8	9.22
FSS-28/835-E-GR10q	CFL SQUARE 28 W/835 GR10Q	9.23
FSS-28/835-I-GR8	CFL SQUARE 28 W/835 GR8	9.22
FSS-36/827-E-2G10-90/217	DULUX F 36 W/827 2G10	9.21
FSS-38/827-E-GR10q	CFL SQUARE 38 W/827 GR10Q	9.23
FSS-38/835-E-GR10q	CFL SQUARE 38 W/835 GR10Q	9.23
HAGS//UB-20-12-GU5,3-51/36	DECOSTAR 51 ALU 20 W 12 V 36° GU5.3	10.34
HAGS//UB-35-12-GU5,3-51/36	DECOSTAR 51 ALU 35 W 12 V 36° GU5.3	10.34
HAGS//UB-50-12-GU5,3-51/36	DECOSTAR 51 ALU 50 W 12 V 36° GU5.3	10.34
HAGS/UB-100-240-E27-123/30	HALOPAR 38 100 W 240 V 30° E27	10.19
HAGS/UB-20-230-GU10-51/35	HALOPAR 16 20 W 230 V 35° GU10	10.14
HAGS/UB-30-230-GU10-51/30	HALOPAR PRO 30 W 230 V 30° GU10	10.13
HAGS/UB-35-230-GU10-51/35	HALOPAR 16 35 W 230 V 35° GU10	10.14
HAGS/UB-40-230-E14-51/35	HALOPAR 16 40 W 230 V 35° E14	10.15
HAGS/UB-40-230-GU10-51/30	HALOPAR PRO 40 W 230 V 30° GU10	10.13
HAGS/UB-50-230-E27-64,5/10	HALOPAR 20 50 W 230 V 10° E27	10.17
HAGS/UB-50-230-E27-64,5/10	HALOPAR 20 50 W 230 V 10° E27	10.17
HAGS/UB-50-230-E27-64,5/30	HALOPAR 20 50 W 230 V 30° E27	10.17
HAGS/UB-50-230-E27-64,5/30	HALOPAR 20 50 W 230 V 30° E27	10.17
HAGS/UB-50-230-GU10-51/35	HALOPAR 16 50 W 230 V 35° GU10	10.14
HAGS/UB-50-230-GU10-51/35	HALOPAR 16 50 W 230 V 35° GZ10	10.14
HAGS/UB-50-240-E27-123/30	HALOPAR 38 50 W 240 V 30° E27	10.19
HAGS/UB-75-230-E27-97/10	HALOPAR 30 75 W 230 V 10° E27	10.18
HAGS/UB-75-230-E27-97/30	HALOPAR 30 75 W 230 V 30° E27	10.18
HAGS/UB-75-230-E27-97/30	HALOPAR 30 75 W 230 V 30° E27	10.18
HAGS/UB-75-230-GU10-64/30	HALOPAR 20 75 W 230 V 30° GU10	10.16
HAGS/UB-75-240-E27-123/12	HALOPAR 38 75 W 240 V 12° E27	10.19
HAGS/UB-75-240-E27-123/30	HALOPAR 38 75 W 240 V 30° E27	10.19
HDG-1000-230-R7s-191,1	HALOLINE 1000 W 230 V R7S	10.21
HDG-120-230-R7s-114,2	HALOLINE PRO 120 W 230 V R7S	10.20
HDG-120-230-R7s-74,9	HALOLINE PRO 120 W 230 V R7S	10.20
HDG-1500-230-R7s-256,1	HALOLINE 1500 W 230 V R7S	10.21
HDG-160-230-R7s-114,2	HALOLINE PRO 160 W 230 V R7S	10.20

ILCOS	Product name	Page
HDG-2000-230-Fa4-334,4	HALOLINE 2000 W 230 V FA4	10.21
HDG-2000-230-R7s-333	HALOLINE 2000 W 230 V R7S	10.21
HDG-230-230-R7s-114,2	HALOLINE PRO 230 W 230 V R7S	10.20
HDG-400-230-R7s-114,2	HALOLINE PRO 400 W 230 V R7S	10.20
HDG-48-230-R7s-74,9	HALOLINE PRO 48 W 230 V R7S	10.20
HDG-750-230-R7s-191,1	HALOLINE 750 W 230 V R7S	10.21
HDG-80-230-R7s-74,9	HALOLINE PRO 80 W 230 V R7S	10.20
HMGS//UB-100-12-G53-111/24	HALOSPOT 111 100 W 12 V 24° G53	10.28
HMGS//UB-100-12-G53-111/40	HALOSPOT 111 100 W 12 V 45° G53	10.28
HMGS//UB-100-12-G53-111/6	HALOSPOT 111 100 W 12 V 6° G53	10.28
HMGS//UB-20-12-BA15D-70/24	HALOSPOT 70 20 W 12 V 24° BA15D	10.29
HMGS//UB-20-12-BA15D-70/8	HALOSPOT 70 20 W 12 V 8° BA15D	10.29
HMGS//UB-20-12-GY4-48/8	HALOSPOT 48 20 W 12 V 8° GY4	10.30
HMGS//UB-20-24-GY4-48/8	HALOSPOT 48 20 W 24 V 8° GY4	10.30
HMGS//UB-35-12-G53-111/24	HALOSPOT 111 35 W 12 V 24° G53	10.28
HMGS//UB-35-12-G53-111/4	HALOSPOT 111 35 W 12 V 4° G53	10.28
HMGS//UB-35-6-G53-111/4	HALOSPOT 111 35 W 6 V 4° G53	10.28
HMGS//UB-35-6-G53-111/4	HALOSPOT 111 75 W 12 V 45° G53	10.28
HMGS//UB-40-230-G9-42/40	DECOPIN 40 W 220…240 V 40° G9	10.12
HMGS//UB-50-12-BA15D-70/24	HALOSPOT 70 50 W 12 V 24° BA15D	10.29
HMGS//UB-50-12-BA15D-70/8	HALOSPOT 70 50 W 12 V 8° BA15D	10.29
HMGS//UB-50-12-G53-111/24	HALOSPOT 111 50 W 12 V 24° G53	10.28
HMGS//UB-50-12-G53-111/4	HALOSPOT 111 50 W 12 V 4° G53	10.28
HMGS//UB-50-12-G53-111/40	HALOSPOT 111 50 W 12 V 45° G53	10.28
HMGS//UB-50-12-G53-111/6	HALOSPOT 111 50 W 12 V 6° G53	10.28
HMGS//UB-75-12-G53-111/24	HALOSPOT 111 75 W 12 V 24° G53	10.28
HMGS//UB-75-12-G53-111/6	HALOSPOT 111 75 W 12 V 6° G53	10.28
HMGS//UBIB-35-12-G53-111/24	HALOSPOT 111 PRO 35 W 12 V 24° G53	10.27
HMGS//UBIB-35-12-G53-111/6	HALOSPOT 111 PRO 35 W 12 V 6° G53	10.27
HMGS//UBIB-50-12-G53-111/24	HALOSPOT 111 PRO 50 W 12 V 24° G53	10.27
HMGS//UBIB-50-12-G53-111/40	HALOSPOT 111 PRO 50 W 12 V 40° G53	10.27
HMGS//UBIB-50-12-G53-111/6	HALOSPOT 111 PRO 50 W 12 V 6° G53	10.27
HMGS//UBIB-60-12-G53-111/24	HALOSPOT 111 PRO 60 W 12 V 24° G53	10.27
HMGS//UBIB-60-12-G53-111/40	HALOSPOT 111 PRO 60 W 12 V 40° G53	10.27
HMGS//UBIB-60-12-G53-111/6	HALOSPOT 111 PRO 60 W 12 V 6° G53	10.27

ILCOS	Product name	Page
HRGS//UB-10-12-GU4-35/36	DECOSTAR 35 10 W 12 V 36° GU4	10.37
HRGS//UB-14-12-GU5,3-51/36	DECOSTAR 51 PRO 14 W 12 V 36° GU5.3	10.31
HRGS//UB-20-12-GU4-35/10	DECOSTAR 35 TITAN 20 W 12 V 10° GU4	10.33
HRGS//UB-20-12-GU4-35/36	DECOSTAR 35 TITAN 20 W 12 V 36° GU4	10.33
HRGS//UB-20-12-GU4-35/36	DECOSTAR 35 20 W 12 V 36° GU4	10.37
HRGS//UB-20-12-GU5,3-51/10	DECOSTAR 51 TITAN 20 W 12 V 10° GU5.3	10.32
HRGS//UB-20-12-GU5,3-51/36	DECOSTAR 51 TITAN 20 W 12 V 36° GU5.3	10.32
HRGS//UB-20-12-GU5,3-51/60	DECOSTAR 51 TITAN 20 W 12 V 60° GU5.3	10.32
HRGS//UB-20-12-GU5.3-51/36	DECOSTAR 51S 20 W 12 V 36° GU5.3	10.36
HRGS//UB-35-12-GU4-35/10	DECOSTAR 35 TITAN 35 W 12 V 10° GU4	10.33
HRGS//UB-35-12-GU4-35/36	DECOSTAR 35 TITAN 35 W 12 V 36° GU4	10.33
HRGS//UB-35-12-GU4-35/36	DECOSTAR 35 35 W 12 V 36° GU4	10.37
HRGS//UB-35-12-GU5,3-51/10	DECOSTAR 51 TITAN 35 W 12 V 10° GU5.3	10.32
HRGS//UB-35-12-GU5,3-51/24	DECOSTAR 51 TITAN 35 W 12 V 24° GU5.3	10.32
HRGS//UB-35-12-GU5,3-51/36	DECOSTAR 51 TITAN 35 W 12 V 36° GU5.3	10.32
HRGS//UB-35-12-GU5,3-51/36	DECOSTAR 51S 35 W 12 V 36° GU5.3	10.36
HRGS//UB-35-12-GU5,3-51/60	DECOSTAR 51 TITAN 35 W 12 V 60° GU5.3	10.32
HRGS//UB-50-12-GU5,3-51/10	DECOSTAR 51 TITAN 50 W 12 V 10° GU5.3	10.32
HRGS//UB-50-12-GU5,3-51/24	DECOSTAR 51 TITAN 50 W 12 V 24° GU5.3	10.32
HRGS//UB-50-12-GU5,3-51/36	DECOSTAR 51 TITAN 50 W 12 V 36° GU5.3	10.32
HRGS//UB-50-12-GU5,3-51/36	DECOSTAR CB 50 W 12 V 36° GU5.3	10.35
HRGS//UB-50-12-GU5,3-51/36	DECOSTAR 51S 50 W 12 V 36° GU5.3	10.36
HRGS//UB-50-12-GU5,3-51/60	DECOSTAR 51 TITAN 50 W 12 V 60° GU5.3	10.32
HRGS//UBIB-14-12-GU5,3-51/10	DECOSTAR 51 PRO 14 W 12 V 10° GU5.3	10.31
HRGS//UBIB-20-12-GU5,3-51/10	DECOSTAR 51 PRO 20 W 12 V 10° GU5.3	10.31
HRGS//UBIB-20-12-GU5,3-51/24	DECOSTAR 51 PRO 20 W 12 V 24° GU5.3	10.31
HRGS//UBIB-20-12-GU5,3-51/36	DECOSTAR 51 PRO 20 W 12 V 36° GU5.3	10.31
HRGS//UBIB-20-12-GU5,3-51/60	DECOSTAR 51 PRO 20 W 12 V 60° GU5.3	10.31
HRGS//UBIB-35-12-GU5,3-51/10	DECOSTAR 51 PRO 35 W 12 V 10° GU5.3	10.31
HRGS//UBIB-35-12-GU5,3-51/24	DECOSTAR 51 PRO 35 W 12 V 24° GU5.3	10.31
HRGS//UBIB-35-12-GU5,3-51/36	DECOSTAR 51 PRO 35 W 12 V 36° GU5.3	10.31
HRGS//UBIB-35-12-GU5,3-51/60	DECOSTAR 51 PRO 35 W 12 V 60° GU5.3	10.31
HRGS//UBIB-50-12-GU5,3-51/10	DECOSTAR 51 PRO 50 W 12 V 10° GU5.3	10.31
HRGS//UBIB-50-12-GU5,3-51/24	DECOSTAR 51 PRO 50 W 12 V 24° GU5.3	10.31
HRGS//UBIB-50-12-GU5,3-51/36	DECOSTAR 51 PRO 50 W 12 V 36° GU5.3	10.31
HRGS//UBIB-50-12-GU5,3-51/60	DECOSTAR 51 PRO 50 W 12 V 60° GU5.3	10.31
HSG/C/UB-20-24-G4-10/22	HALOSTAR 24 V 20 W 24 V G4	10.25
HSGS/C/AXUB-10-6-G4-10/22	HALOSTAR STARLITE 10 W 6 V G4	10.23
HSGS/C/AXUBIB-35-12-GY6,35-12/30	HALOSTAR PRO 35 W 12 V GY6.35	10.22
HSGS/C/AXUBIB-50-12-GY6,35-12/30	HALOSTAR PRO 50 W 12 V GY6.35	10.22
HSGSA/C/UB-116-230-E27-73	HAL CL A 116 W 230 V E27	10.02
HSGSA/C/UB-20-230-E27-73	HAL CL A 20 W 230 V E27	10.02
HSGSA/C/UB-30-230-E27-73	HAL CL A 30 W 230 V E27	10.02
HSGSA/C/UB-46-230-E27-73	HAL CL A 46 W 230 V E27	10.02
HSGSA/C/UB-57-230-E27-73	HAL CL A 57 W 230 V E27	10.02
HSGSA/C/UB-77-230-E27-73	HAL CL A 77 W 230 V E27	10.02
HSGSB/C/UB-20-230-E14-67	HAL CL B 20 W 230 V E14	10.03
HSGSB/C/UB-30-230-E14-67	HAL CL B 30 W 230 V E14	10.03
HSGSB/C/UB-46-230-E14-67	HAL CL B 46 W 230 V E14	10.03
HSGSBW/C/UB-30-230-E14-67	HAL CL BW 30 W 230 V E14	10.04
HSGSBW/C/UB-46-230-E14-67	HAL CL BW 46 W 230 V E14	10.04
HSGSP/C/UB-20-230-E14-60	HAL CL P 20 W 230 V E14	10.05
HSGSP/C/UB-20-230-E27-60	HAL CL P 20 W 230 V E27	10.05
HSGSP/C/UB-30-230-E14-60	HAL CL P 30 W 230 V E14	10.05
HSGSP/C/UB-30-230-E27-60	HAL CL P 30 W 230 V E27	10.05
HSGSP/C/UB-46-230-E14-60	HAL CL P 46 W 230 V E14	10.05
HSGSP/C/UB-46-230-E27-60	HAL CL P 46 W 230 V E27	10.05
HSGSR/UB-20-230-E14-50/30	HAL CL R50 20 W 230 V E14	10.06
HSGSR/UB-30-230-E14-50/30	HAL CL R50 30 W 230 V E14	10.06
HSGSR/UB-30-230-E27-63/30	HAL CL R63 30 W 230 V E27	10.07
HSGSR/UB-46-230-E14-50/30	HAL CL R50 46 W 230 V E14	10.06
HSGSR/UB-46-230-E27-63/30	HAL CL R63 46 W 230 V E27	10.07
HSGST/C/UB-10-12-G4-10/22	HALOSTAR STARLITE 10 W 12 V G4	10.23
HSGST/C/UB-10-12-G4-10/22	HALOSTAR 10 W 12 V G4	10.24
HSGST/C/UB-100-230-B15D-55	HALOLUX CERAM 100 W 230 V B15D	10.09
HSGST/C/UB-100-230-E27-75	HALOLUX CERAM 100 W 230 V E27	10.09
HSGST/C/UB-150-230-B15D-55	HALOLUX CERAM 150 W 230 V B15D	10.09
HSGST/C/UB-150-230-E27-75	HALOLUX CERAM 150 W 230 V E27	10.09
HSGST/C/UB-20-12-G4-10/22	HALOSTAR STARLITE 20 W 12 V G4	10.23
HSGST/C/UB-20-12-G4-10/22	HALOSTAR 20 W 12 V G4	10.24
HSGST/C/UB-20-12-G4-10/22	HALOSTAR OVEN 20 W 12 V G4	10.26
HSGST/C/UB-20-12-GY6,35-12/30	HALOSTAR STARLITE 20 W 12 V GY6.35	10.23
HSGST/C/UB-20-230-G9-22	HALOPIN PRO 20 W 230 V G9	10.10
HSGST/C/UB-205-230-B15D-67	HALOLUX CERAM 205 W 230 V B15D	10.09
HSGST/C/UB-205-230-E27-75	HALOLUX CERAM 205 W 230 V E27	10.09
HSGST/C/UB-25-230-E14-55	HALOLUX T 25 W 230 V E14	10.08
HSGST/C/UB-25-230-G9-22	HALOPIN OVEN 25 W 230 V G9	10.11
HSGST/C/UB-33-230-G9-22	HALOPIN PRO 33 W 230 V G9	10.10
HSGST/C/UB-35-12-GY6,35-12/30	HALOSTAR STARLITE 35 W 12 V GY6.35	10.23

ILCOS	Product name	Page
HSGST/C/UB-35-12-GY6,35-12/30	HALOSTAR 35 W 12 V GY6.35	10.24
HSGST/C/UB-40-230-B15D-39	HALOLUX CERAM 40 W 230 V B15D	10.09
HSGST/C/UB-40-230-E14-55	HALOLUX T 40 W 230 V E14	10.08
HSGST/C/UB-40-230-G9-22	HALOPIN OVEN 40 W 230 V G9	10.11
HSGST/C/UB-48-230-G9-22	HALOPIN PRO 48 W 230 V G9	10.10
HSGST/C/UB-5-12-G4-10/22	HALOSTAR STARLITE 5 W 12 V G4	10.23
HSGST/C/UB-50-12-GY6,35-12/30	HALOSTAR STARLITE 50 W 12 V GY6.35	10.23
HSGST/C/UB-50-12-GY6,35-12/30	HALOSTAR 50 W 12 V GY6.35	10.24
HSGST/C/UB-60-230-B15D-39	HALOLUX CERAM 60 W 230 V B15D	10.09
HSGST/C/UB-60-230-B15D-55	HALOLUX CERAM 60 W 230 V B15D	10.09
HSGST/C/UB-60-230-E14-55	HALOLUX T 60 W 230 V E14	10.08
HSGST/C/UB-60-230-G9-22	HALOPIN PRO 60 W 230 V G9	10.10
HSGST/C/UB-70-230-B15D-55	HALOLUX CERAM 70 W 230 V B15D	10.09
HSGST/C/UB-70-230-E27-75	HALOLUX CERAM 70 W 230 V E27	10.09
HSGST/C/UB-75-12-GY6,35-12/30	HALOSTAR STARLITE 75 W 12 V GY6.35	10.23
HSGST/C/UB-90-12-GY6,35-12/30	HALOSTAR STARLITE 90 W 12 V GY6.35	10.23
HSGST/C/UBIB-25-12-GY6,35-12/30	HALOSTAR PRO 25 W 12 V GY6.35	10.22
HSGST/UB-7-12-G4-10/22	HALOSTAR PRO 7 W 12 V G4	10.22
HSGST/UB/UI-60-12-GY6,35-12/30	HALOSTAR PRO 60 W 12 V GY6.35	10.22
HSGT/C/UB-10-12-G4-10/21,5	HALOSTAR OVEN 10 W 12 V G4	10.26
HSGT/C/UB-100-24-GY6,35-12/30	HALOSTAR 24 V 100 W 24 V GY6.35	10.25
HSGT/C/UB-150-24-GY6,35-12/30	HALOSTAR 24 V 150 W 24 V GY6.35	10.25
HSGT/C/UB-5-12-G4-10/21,5	HALOSTAR OVEN 5 W 12 V G4	10.26
HSGT/C/UB-50-24-GY6,35-12/30	HALOSTAR 24 V 50 W 24 V GY6.35	10.25
HSGT/C/UBIB-14-12-G4-10/22	HALOSTAR PRO 14 W 12 V G4	10.22
IAA/B-11-240-E27-55	DECOR A BLUE 11 W 240 V E27	12.02
IAA/G-11-240-E27-55	DECOR A GREEN 11 W 240 V E27	12.02
IAA/O-11-240-E27-55	DECOR A ORANGE 11 W 240 V E27	12.02
IAA/R-11-240-E27-55	DECOR A RED 11 W 240 V E27	12.02
IAA/Y-11-240-E27-55	DECOR A YELLOW 11 W 240 V E27	12.02
IBP/F-40-240-E14-45	SPC.P OVEN FR 40 W 240 V E14	12.03
IBT/C-15-230-E14-17	SPC.T CL 15 W 230 V E14	12.04
IBT/C-15-230-E14-22	SPC.T OVEN CL 15 W 230 V E14	12.03
IBT/C-15-230-E14-26	SPC.T CL 15 W 230 V E14	12.04
IBT/F-15-230-E14-26	SPC.T FR 15 W 230 V E14	12.04
IBT/F-25-230-E14-26	SPC.T FR 25 W 230 V E14	12.04
MC/UB-400/637-H/E/SL-E40-120/290	HQI-E 400 W/N CL	7.28
MCS/UB-100/730-H/E/SL-E27-56/141	HQI-E 100 W/WDL CL	7.26
MCS/UB-100/842-H/E/SL-E27-56/141	HQI-E 100 W/NDL CL	7.26
MCS/UB-150/730-H/E/SL-E27-56/141	HQI-E 70 W/WDL CL	7.26
MCS/UB-150/730-H/E/SL-E27-56/141	HQI-E 150 W/WDL CL	7.26
MCS/UB-150/842-H/E/SL-E27-56/141	HQI-E 150 W/NDL CL	7.26
MCS/UB-70/842-H/E/SL-E27-56/141	HQI-E 70 W/NDL CL	7.26
MD/UB-150/730-H/E/SL-RX7s=24-23/135/H	HQI-TS 150 W/WDL	7.19
MD/UB-150/830-H/SL-RX7s=24-25/132/H	HCI-TS 150 W/830 WDL PB	7.08
MD/UB-150/842-H/E/SL-RX7s=24-23/135/H	HQI-TS 150 W/NDL	7.19
MD/UB-150/856-H/E/SL-RX7s=24-23/135/H	HQI-TS 150 W/D	7.19
MD/UB-150/865-H/E/SL-RX7s=24-23/135/H	HQI-TS 150 W/CD	7.19
MD/UB-150/942-H/SL-RX7s=24-25/132/H	HCI-TS 150 W/942 NDL PB	7.08
MD/UB-250/832-H/E/SL-Fc2-25/162/H	HQI-TS 250 W/WDL	7.20
MD/UB-250/842-H/E/SL-Fc2-25/162/H	HQI-TS 250 W/NDL UVS	7.20
MD/UB-250/951-H/E/SL-Fc2-25/162/H	HQI-TS 250 W/D UVS	7.20
MD/UB-400/842-H/E/SL-Fc2-25/162/H	HQI-TS 400 W/NDL	7.20
MD/UB-400/856-H/E/SL-Fc2-25/162/H	HQI-TS 400 W/D	7.20
MD/UB-70/730-H/E/SL-RX7s-19/117/H	HQI-TS 70 W/WDL	7.19
MD/UB-70/830-H/SL-RX7s-22/114,2/H	HCI-TS 70 W/830 WDL PB	7.08
MD/UB-70/842-H/E/SL-RX7s-19/117/H	HQI-TS 70 W/NDL	7.19
MD/UB-70/856-H/E/SL-RX7s-19/117/H	HQI-TS 70 W/D	7.19
MD/UB-70/865-H/E/SL-RX7s-19/117/H	HQI-TS 70 W/CD	7.19
MD/UB-70/930-H/E/L-RX7s-19/117/H	HCI-TS 70 W/942 NDL PB Excellence	7.09
MD/UB-70/930-H/E/SL-RX7s-19/117/H	HCI-TS 70 W/930 WDL PB Excellence	7.09
MD/UB-70/942-H/SL-RX7s-22/114,2/H	HCI-TS 70 W/942 NDL PB	7.08
ME/UB-1000/638-H/E/SL-E40-165/380/V	HQI-E 1000 W/N	7.29
ME/UB-250/637-H/S/SL-E40-88,9/216	HQI-E 250 W/N/SI CO	7.29
ME/UB-250/952-H/E/SL-E40-120/290	HQI-E 400 W/D PRO	7.29
ME/UB-250/952-H/E/SL-E40-91/226	HQI-E 250 W/D PRO	7.29
ME/UB-35/830-H/E/SL-E27-71/156	HCI-ET 35 W/830 SUPER 4Y	7.14
ME/UB-400/637-H/E/SL-E40-120/290	HQI-E 400 W/N CO	7.29
ME/UB-400/637-H/S/SL-E40-117,5/297	HQI-E 400 W/N/SI CO	7.29
ME/UB-50/830-H/E/SL-E27-71/156	HCI-ET 50 W/830 SUPER 4Y	7.14
ME/UB-70/830-H/E/SL-E27-71/156	HCI-ET 70 W/830 SUPER 4Y	7.14
MES/UB-100/730-H/E/SL-E27-56/141	HQI-E 100 W/WDL CO	7.27
MES/UB-100/830-H/SL-E27-57/144	HCI-E/P 100 W/830 WDL PB coated	7.11

ILCOS	Product name	Page
MES/UB-100/842-H/E/SL-E27-56/141	HQI-E 100 W/NDL CO	7.27
MES/UB-150/730-H/E/SL-E27-56/141	HQI-E 70 W/WDL CO	7.27
MES/UB-150/730-H/E/SL-E27-56/141	HQI-E 150 W/WDL CO	7.27
MES/UB-150/830-H/SL-E27-57/144	HCI-E/P 150 W/830 WDL PB coated	7.11
MES/UB-150/842-H/E/SL-E27-56/141	HQI-E 150 W/NDL CO	7.27
MES/UB-250/952-H/E/SL-E40-120/290	HQI-E/P 400 W/D CO	7.25
MES/UB-250/952-H/E/SL-E40-90/226	HQI-E/P 250 W/D CO	7.25
MES/UB-35/830-H/SL-E27-57/144	HCI-E/P 35 W/830 WDL PB coated	7.11
MES/UB-50/830-H/SL-E27-57/144	HCI-E/P 50 W/830 WDL PB coated	7.11
MES/UB-70/830-H/SL-E27-57/144	HCI-E/P 70 W/830 WDL PB coated	7.11
MES/UB-70/842-H/E/SL-E27-56/141	HQI-E 70 W/NDL CO	7.27
MN-1000/844-H/E/SL-K12s=36-41/187/H	HQI-TS 1000 W/NDL/S UVS	7.21
MN-1000/961-H/E/SL-K12s=36-41/187/H	HQI-TS 1000 W/D/S PRO	7.21
MN-2000/61/1A-E-CABLE LUG-41/365/p15	HQI-BT 400 W/N PLUS	7.24
MN-2000/61/1A-E-CABLE LUG-41/365/p15	HQI-E 400W/N PLUS	7.29
MN-2000/842-E/E/SL-K12s=36-40/274/H	HQI-TS 2000 W/N/L	7.22
MN-2000/844-E/E/SL-K12s=36-41/187/H	HQI-TS 2000 W/NDL/S	7.21
MN-2000/861-E/E/SL-KI25s=36-41/187/H	HQI-TS 2000 W/D/S ECG	7.21
MN-2000/960-E/E/SL-K12s=36-41/187/H	HQI-TS 2000 W/D/S/HF	7.21
MN-2000/961-E/E/SL-K12s=36-41/187/H	HQI-TS 2000 W/D/S	7.21
MR-150/42/1B-H-STECK-ER-95/93/P15	HQI-R 150 W/NDL/FO	7.17
MRS/UB-35/830-H/SL-E27-64/96/10	HCI-PAR20 35 W/830 WDL PB SP	7.15
MRS/UB-35/830-H/SL-E27-64/96/30	HCI-PAR20 35 W/830 WDL PB FL	7.15
MRS/UB-35/830-H/SL-E27-95/125/10	HCI-PAR30 35 W/830 WDL PB SP	7.16
MRS/UB-35/830-H/SL-E27-95/125/30	HCI-PAR30 35 W/830 WDL PB FL	7.16
MRS/UB-70/930-H/SL-E27-95/125/10	HCI-PAR30 70 W/930 WDL PB SP	7.16
MRS/UB-70/930-H/SL-E27-95/125/30	HCI-PAR30 70 W/930 WDL PB FL	7.16
MT-2000/42/2B-E/I-E40-100/430/P30	HQI-T 2000 W/N/I	7.23
MT-250/37/2B-H 133/S-E40-57,2/248	HQI-T 250 W/N/SI	7.24
MT/UB-100/830-H/E/SL-E40-47/210	HCI-TT 100 W/830 SUPER 4Y	7.12
MT/UB-100/830-H/SL-G12-20/100	HCI-T 100 W/830 WDL PB	7.02
MT/UB-100/942-H/E/SL-E40-47/210	HCI-TT 100 W/842 NDL PB	7.13
MT/UB-100/942-H/E/SL-E40-47/210	HQI-T 250 W/N PLUS	7.24
MT/UB-100/942-H/E/SL-E40-47/210	HQI-E 250W/N PLUS	7.29
MT/UB-100/942-H/SL-G12-20/100	HCI-T 100 W/942 NDL PB	7.02
MT/UB-1000/635-H/E/SL-E40-76/345/H	HQI-T 1000 W/N	7.23
MT/UB-1000/972-H/E/SL-E40-76/345/H	HQI-T 1000 W/D	7.23
MT/UB-150/730-H/E/SL-G12-25/84	HQI-T 150 W/WDL UVS	7.18
MT/UB-150/830-H/E/SL-E40-47/210	HCI-TT 150 W/830 SUPER 4Y	7.12
MT/UB-150/830-H/SL-G12-26/100	HCI-T 150 W/830 WDL PB	7.02
MT/UB-150/842-H/E/SL-G12-25/84	HQI-T 150 W/NDL UVS	7.18
MT/UB-150/942-H/E/SL-E40-47/210	HCI-TT 150 W/942 NDL PB	7.13
MT/UB-150/942-H/SL-G12-26/100	HCI-T 150 W/942 NDL PB	7.02
MT/UB-20/830-H/L-G8,5-17/85	HCI-TC 20 W/830 WDL PB	7.05
MT/UB-20/830-H/L-GU6,5-13,3/30	HCI-TF 20 W/830 WDL PB	7.10
MT/UB-2000/642-E/E/SL-E40-100/430/H	HQI-T 2000 W/N/E SUPER	7.23
MT/UB-2000/642-E/S/SL-E40-100/430/H	HQI-T 2000 W/N/SN SUPER	7.23
MT/UB-2000/644-H/S/SL-E40-100/430/H	HQI-T 2000 W/N 230 V	7.23
MT/UB-2000/972-E/E/SL-E40-100/430/H	HQI-T 2000 W/D	7.23
MT/UB-2000/972-E/I/SL-E40-100/430/H	HQI-T 2000 W/D/I	7.23
MT/UB-250/830-H/E/SL-E40-47/226	HCI-TT 250 W/830 SUPER 4Y	7.12
MT/UB-250/942-H/E/SL-E40-47/226	HCI-TT 250 W/942 NDL PB	7.13
MT/UB-250/952-H/E/SL-E40-46/226	HQI-T 250 W/D PRO	7.24
MT/UB-35/30/1A-H-GU6,5-13,3/30	HCI-TF 35 W/930 WDL PB	7.10
MT/UB-35/830-H/E/SL-E27-32/155	HCI-TT 35 W/830 SUPER 4Y	7.12
MT/UB-35/830-H/E/SL-G12-20/90	HCI-T 35 W/830 WDL PB	7.02
MT/UB-35/830-H/SL-G8,5-17/85	HCI-TC 35 W/830 WDL PB	7.05
MT/UB-35/930-H/E/SL-G12-20/90	HCI-T 35 W/930 WDL PB Excellence	7.03
MT/UB-35/930-H/E/SL-G8,5-17/85	HCI-TC 35 W/930 WDL PB Excellence	7.06
MT/UB-35/930-H/SL-G12-20/9	HCI-T 35 W/930 WDL PB Shoplight	7.04
MT/UB-35/930-H/SL-G8,5-17/85	HCI-TC 35 W/930 WDL PB Shoplight	7.07
MT/UB-35/942-H/E/L-G12-20/90	HCI-T 35 W/942 NDL PB Excellence	7.03
MT/UB-35/942-H/E/L-G8,5-17/85	HCI-TC 35 W/942 NDL PB Excellence	7.06
MT/UB-35/942-H/E/L-G8,5-17/85	HQI-TS 1000W/D/S ECG	7.21
MT/UB-35/942-H/SL-G12-20/90	HCI-T 35 W/942 NDL PB	7.02
MT/UB-35/942-H/SL-G8,5-17/85	HCI-TC 35 W/942 NDL PB	7.05
MT/UB-400/637-H/S/SL-E40-57,2/248	HQI-T 400 W/N/SI	7.24
MT/UB-400/742-H/E/SL-E40-46/273/H	HQI-T 400 W/N	7.24

ILCOS	Product name	Page
MT/UB-400/960-H/E/SL-E40-62/285	HQI-BT 400 W/D PRO	7.24
MT/UB-50/830-H/E/SL-E27-32/155	HCI-TT 50 W/830 SUPER 4Y	7.12
MT/UB-50/930-H/E/SL-G12-20/90	HCI-T 50 W/930 WDL PB Excellence	7.03
MT/UB-50/930-H/E/SL-G8,5-17/85	HCI-TC 50 W/930 WDL PB Excellence	7.06
MT/UB-70/730-H/E/SL-G12-25/84	HQI-T 70 W/WDL	7.18
MT/UB-70/830-H/E/SL-E27-32/155	HCI-TT 70 W/830 SUPER 4Y	7.12
MT/UB-70/830-H/SL-G12-20/90	HCI-T 70 W/830 WDL PB	7.02
MT/UB-70/830-H/SL-G8,5-17/85	HCI-TC 70 W/830 WDL PB	7.05
MT/UB-70/842-H/E/SL-G12-25/84	HQI-T 70 W/NDL UVS	7.18
MT/UB-70/930-H/E/SL-G12-20/90	HCI-T 70 W/930 WDL PB Excellence	7.03
MT/UB-70/930-H/E/SL-G8,5-17/85	HCI-TC 70 W/930 WDL PB Excellence	7.06
MT/UB-70/930-H/SL-G12-20/90	HCI-T 70 W/930 WDL PB Shoplight	7.04
MT/UB-70/930-H/SL-G8,5-17/85	HCI-TC 70 W/930 WDL PB Shoplight	7.07
MT/UB-70/942-H/E/L-G12-20/90	HCI-T 70 W/942 NDL PB Excellence	7.03
MT/UB-70/942-H/E/L-G8,5-17/85	HCI-TC 70 W/942 NDL PB Excellence	7.06
MT/UB-70/942-H/E/SL-E27-32/155	HCI-TT 70 W/942 NDL PB	7.13
MT/UB-70/942-H/SL-G12-20/90	HCI-T 70 W/942 NDL PB	7.02
MT/UB-70/942-H/SL-G8,5-17/85	HCI-TC 70 W/942 NDL PB	7.05
SD-1000-E/E/H-K12=30s-37,5/394	PLANTASTAR 1000 W	7.42
SD-1000-E/E/H-K12=30s-37,5/394	PLANTASTAR 1000 W PLUS	7.42
SD-150-H/E/SL-RX7s24-23/138/H	NAV-TS 150 W SUPER 4Y	7.39
SD-250-H/E/SL-Fc2-23/206/H	NAV-TS 250 W FC2	7.40
SD-400-H/E/SL-Fc2-23/206/H	NAV-TS 400 W FC2	7.40
SD-70-H/E/SL-RX7s-20/120/H	NAV-TS 70 W SUPER 4Y	7.39
SE-100-H/E/SL-E40-76/183	NAV-E 100 W SUPER 6Y	7.30
SE-100-H/E/SL-E40-76/183	NAV-E 100 W SUPER 4Y	7.31
SE-1000-H/E/SL-E40-165/355	NAV-E 1000 W E40	7.32
SE-150-H/E/SL-E40-91/226	NAV-E 150 W SUPER 6Y	7.30
SE-150-H/E/SL-E40-91/226	NAV-E 150 W SUPER 4Y	7.31
SE-250-H/E/SL-E40-91/226	NAV-E 250 W SUPER 6Y	7.30
SE-250-H/E/SL-E40-91/226	NAV-E 250 W SUPER 4Y	7.31
SE-400-H/E/SL-E40-122/290	NAV-E 400 W SUPER 6Y	7.30
SE-400-H/E/SL-E40-122/290	NAV-E 400 W SUPER 4Y	7.31
SE-50-H/E/SL-E27-71/156	NAV-E 50 W SUPER 6Y	7.30
SE-50-H/E/SL-E27-71/156	NAV-E 50 W SUPER 4Y	7.31
SE-50-H/E/SL-E27-71/156	NAV-E 50 W/E E27	7.32
SE-50-H/I/S-E27-71/156	NAV-E 50 W/I E27	7.33
SE-70-H/E/SL-E27-71/156	NAV-E 70 W SUPER 6Y	7.30
SE-70-H/E/SL-E27-71/156	NAV-E 70 W SUPER 4Y	7.31
SE-70-H/E/SL-E27-71/156	NAV-E 70 W/E E27	7.32
SE-70-H/I/S-E27-71/156	NAV-E 70 W/I E27	7.33
SEQ-68-H/I/S-E27-71/152	NAV-E 68 W E27	7.34
ST-100-H/E/SL-E40-47/210	NAV-T 100 W SUPER 6Y	7.35
ST-100-H/E/SL-E40-47/210	NAV-T 100 W SUPER 4Y	7.36
ST-1000-H/E/SL-E40-66/360	NAV-T 1000 W E40	7.37
ST-1000-H/I/S-E40-66/390	NAV-T 1000 W/I 400 V E40	7.38
ST-150-H/E/SL-E40-47/210	NAV-T 150 W SUPER 6Y	7.35
ST-150-H/E/SL-E40-47/210	NAV-T 150 W SUPER 4Y	7.36
ST-250-H-E40-47/257	PLANTASTAR 250 W E40	7.41
ST-250-H/E/SL-E40-47/257	NAV-T 250 W SUPER 6Y	7.35
ST-250-H/E/SL-E40-47/257	NAV-T 250 W SUPER 4Y	7.36
ST-400-H/E-E40-47/285	PLANTASTAR 400 W E40	7.41
ST-400-H/E/SL-E40-47/285	NAV-T 400 W SUPER 6Y	7.35
ST-400-H/E/SL-E40-47/285	NAV-T 400 W SUPER 4Y	7.36
ST-50-H/E/SL-E27-39/156	NAV-T 50 W SUPER 6Y	7.35
ST-50-H/E/SL-E27-39/156	NAV-T 50 W SUPER 4Y	7.36
ST-600-E/E-E40-47/285	PLANTASTAR 600 W 400 V E40	7.41
ST-600-H/E-E40-47/285	PLANTASTAR 600 W 230 V E40	7.41
ST-600-H/E/SL-E40-47/285	NAV-T 600 W SUPER 6Y	7.35
ST-600-H/E/SL-E40-47/285	NAV-T 600 W SUPER 4Y	7.36
ST-70-H/E/SL-E27-39/156	NAV-T 70 W SUPER 6Y	7.35
ST-70-H/E/SL-E27-39/156	NAV-T 70 W SUPER 4Y	7.36

Index of product names

Product	Page
4p4c connection cables	5.99
Accessories for flexible LED modules	3.64
Accessories for flexible LED modules – Summary of portfolio	3.62
Accessories for LINEARlight – Constant Voltage 24 V	3.76
BackLED – Accessories for LED modules for light advertising and backlighting	3.108
BackLED DS Plus G15	3.102
BackLED DS Plus G15 – Mounting brackets	3.111
BackLED DS Plus G15 – Mounting profiles	3.110
BackLED L Basic G15	3.107
BackLED L Plus G15	3.100
BackLED M Basic G15	3.106
BackLED M Plus G15	3.99
BackLED RGBW Plus G15	3.103
BackLED S Plus G15	3.98
BackLED TW Plus G15	3.104
BackLED XL Plus G15	3.101
BackLED XS Basic G15	3.105
BACnet DONGLE	5.71
Basic T5 Short	6.12
Basic T5 Short EL	6.13
BIOLUX® T8	6.23
BoxLED® – Accessories for LED modules for light advertising and backlighting	3.109
BoxLED® L Plus G15	3.97
BoxLED® M Plus G15	3.96
BoxLED® XS Plus G15	3.95
COINlight® Pro	3.26
COLOR proof T8	6.22
Colored T8	6.25
DALI CON 1…10 LI	5.91
DALI CON 1…10 SO	5.92
DALI EASY III	5.26
DALI EASY IR	5.31
DALI EASY RMC	5.29
DALI EASY SO	5.27
DALI HIGHBAY ADAPTER	5.88
DALI LS/PD BASIC	5.39
DALI LS/PD CI	5.84
DALI LS/PD LI	5.83
DALI magic – USB to DALI programming interface	4.40
DALI MCU	5.05
DALI MULTIeco	5.50
DALI PCU	5.04
DALI PRO CONT-4	5.61
DALI PRO PB Coupler	5.82
DALI PRO Sensor Coupler	5.85
DALI PRO Touch Panel	5.63
DALI RC BASIC SO	5.38
DALI REP LI	5.89
DALI REP SO	5.90
DALI Sensor Coupler E	5.87
DALI Sensor Coupler HF LS LI	5.86
DALI Switch SO	5.93
DALI WCU 5 BASIC W	5.40
DALIeco Control	5.42
DALIeco LS/PD LI	5.44
DALIeco LS/PD LI NP	5.45
DALIeco Remote PC KIT	5.47
DALIeco Swarm Adapter	5.43

Product	Page
DECOPIN®	10.12
DECOR COLOR A	12.02
DECOSTAR® 35	10.37
DECOSTAR® 35 TITAN	10.33
DECOSTAR® 51 ALU	10.34
DECOSTAR® 51 COOL BLUE®	10.35
DECOSTAR® 51 PRO	10.31
DECOSTAR® 51 TITAN	10.32
DECOSTAR® 51S Standard	10.36
DIM MCU	5.06
DIM MICO	5.13
DIM MULTI	5.11
DIM MULTIeco	5.51
DIM PICO	5.12
DIM SA	5.95
DRAGONeye® G2	3.27
DRAGONpuck®	3.25
DUO	5.10
E-BUS DALI Gateway	5.62
EASY DMX 16x4 SO	5.25
EASY Hybrid Remote	5.28
EASY IR CI	5.30
EASY PB Coupler	5.35
EASY PC KIT	5.34
EASY RC	5.32
EASY SYS CP	5.36
EASY Touch Panel	5.33
EBN-OS – Inrush current limiter for OPTOTRONIC® LED drivers	4.42
EBN-OS – Inrush current limiter for POWERTRONIC® ECG	13.54
ECG mountings – cable clamps	13.62
ECG mountings – protection housings	13.61
ECO CI KIT	5.102
ECU DALI	5.68
ELEMENT – Compact constant current LED drivers – Non-dimmable	4.26
EN-SCPPH-0450-ZB	5.74
EN-WCM-ZB-EU	5.75
EN-WM-ZB-P3D	5.72
EN-WS-SC3-ZB-WH	5.73
ET-PARROT® – Electronic transformers for low-voltage halogen lamps	13.59
FLUORA® T8	6.24
Glass Touch 12	5.65
Glass Touch 6	5.64
Glass Touch T6R	5.66
HALOGEN CLASSIC A	10.02
HALOGEN CLASSIC B	10.03
HALOGEN CLASSIC BW	10.04
HALOGEN CLASSIC P	10.05
HALOGEN CLASSIC R50	10.06
HALOGEN CLASSIC R63	10.07
HALOLINE® PRO	10.20
HALOLINE® Standard	10.21
HALOLUX CERAM®	10.09
HALOLUX® T	10.08
HALOPIN® OVEN	10.11
HALOPIN® PRO	10.10
HALOSPOT® 111	10.28
HALOSPOT® 111 PRO	10.27
HALOSPOT® 48	10.30

Index of product names

Product	Page
HALOSPOT® 70	10.29
HALOSTAR STARLITE®	10.23
HALOSTAR® 24 V	10.25
HALOSTAR® OVEN	10.26
HALOSTAR® PRO	10.22
HALOSTAR® Standard	10.24
HALOTRONIC® – Dimmer modules	13.60
HALOTRONIC® COMPACT – HTM, HTN – Electronic transformers for low-voltage halogen lamps	13.58
HALOTRONIC® HTi – Dimmable electronic transformers for low-voltage halogen lamps	13.56
HALOTRONIC® PROFESSIONAL HTL – Electronic transformers for low-voltage halogen lamps	13.57
HF LS LI	5.46
HIGH BAY	5.08
High-voltage krypton lamps, road traffic	11.09
High-voltage krypton longlife lamps, road traffic	11.10
LEDinestra®	2.51
LEDinestra® Advanced	2.52
LIGHTIFY® CLASSIC A RGBW	1.04
LIGHTIFY® CLASSIC A Tunable White	1.03
LIGHTIFY® CLASSIC A White	1.05
LIGHTIFY® CLASSIC B Tunable White	1.06
LIGHTIFY® Downlight Tunable White	1.09
LIGHTIFY® Flex RGBW	1.11
LIGHTIFY® Gardenspot Mini RGB	1.14
LIGHTIFY® Gardenspot Mini RGB Add-on	1.15
LIGHTIFY® Gardenspot Mini White	1.12
LIGHTIFY® Gardenspot Mini White Add-on	1.13
LIGHTIFY® Gateway Home	1.16
LIGHTIFY® PAR16 RGBW	1.08
LIGHTIFY® PAR16 Tunable White	1.07
LIGHTIFY® Plug	1.18
LIGHTIFY® Surface Light Tunable White	1.10
LIGHTIFY® Switch	1.17
LINEARlight ADVANCED	3.71
LINEARlight ADVANCED Overall Module	3.74
LINEARlight Colormix	3.72
LINEARlight Colormix Overall Module	3.75
LINEARlight FLEX® 200/400 Colormix G3	3.40
LINEARlight FLEX® ADVANCED 400 G3	3.36
LINEARlight FLEX® ADVANCED 400 Monochrome G3	3.37
LINEARlight FLEX® ADVANCED 800 ShortPitch G3	3.35
LINEARlight FLEX® Diffused ADVANCED 400 Monochrome SIDE G3	3.53
LINEARlight FLEX® Diffused ADVANCED 400 Monochrome TOP G3	3.51
LINEARlight FLEX® Diffused ADVANCED 400 SIDE G3	3.52
LINEARlight FLEX® Diffused ADVANCED 400 TOP G3	3.50
LINEARlight FLEX® ECO 200 G3	3.38
LINEARlight FLEX® ECO 200 Monochrome G3	3.39
LINEARlight FLEX® POWER 1200 G3	3.34
LINEARlight FLEX® POWER 2000 G3	3.33
LINEARlight FLEX® POWER 3000 G3	3.32
LINEARlight FLEX® POWER Tunable White G3	3.41
LINEARlight FLEX® Protect 200/400 Colormix G3	3.49
LINEARlight FLEX® Protect ADVANCED 400 G3	3.45
LINEARlight FLEX® Protect ADVANCED 400 Monochrome G3	3.46
LINEARlight FLEX® Protect ADVANCED 400/800 X G3	3.43
LINEARlight FLEX® Protect ADVANCED 800 ShortPitch G3	3.44
LINEARlight FLEX® Protect ECO 200 G3	3.47
LINEARlight FLEX® Protect ECO 200 Monochrome G3	3.48
LINEARlight FLEX® Protect POWER 1400 G3	3.42
LINEARlight POWER	3.70
LINEARlight POWER Overall Module	3.73
LMS CI BOX	5.103
Low-voltage halogen lamps, road traffic	11.03
Low-voltage halogen longlife lamps for 10 V systems, road traffic	11.02
Low-voltage over-pressure dual-coil lamps for 40 V systems, road traffic	11.08
Low-voltage over-pressure dual-coil lamps, railway	11.12
Low-voltage over-pressure lamps for 10 V systems, road traffic	11.05
Low-voltage over-pressure longlife lamps for 10 V systems, road traffic	11.06
Low-voltage over-pressure single-coil lamps for 40 V systems, road traffic	11.07
Low-voltage over-pressure single-coil lamps, railway	11.11
LS/PD AP KIT	5.101
LS/PD CI KIT	5.100
LS/PD MULTI 3	5.53
LS/PD MULTI 3 A	5.57
LS/PD MULTI 3 B	5.55
LS/PD MULTI 3 CI	5.56
LS/PD MULTI 3 FL	5.54
LUMILUX SPLIT® control T8	6.28
LUMILUX® CHIP control® T5	6.09
LUMILUX® CHIP control® T8	6.29
LUMILUX® DE LUXE T5 HO	6.08
LUMILUX® DE LUXE T5 Short	6.10
LUMILUX® DE LUXE T8	6.21
LUMILUX® T2 FM®	6.33
LUMILUX® T5 FC®	6.15
LUMILUX® T5 HE®	6.02
LUMILUX® T5 HE® ES	6.04
LUMILUX® T5 HE® XT	6.06
LUMILUX® T5 HO	6.03
LUMILUX® T5 HO ES	6.05
LUMILUX® T5 HO XT	6.07
LUMILUX® T5 Short	6.11
LUMILUX® T5 Short EL	6.14
LUMILUX® T8	6.16
LUMILUX® T8 1 m	6.27
LUMILUX® T8 ES	6.18
LUMILUX® T9 C	6.32
LUMILUX® XT T8	6.19
LUMILUX® XXT T8	6.20
LUXeye™ Sense 10A BT	5.16
LUXeye™ Sense DALI BT	5.15
Mounting adapters	5.100
MULTIeco	5.52
OPTOTRONIC® – Constant current LED drivers – Non-dimmable	4.27
OPTOTRONIC® – Constant current LED drivers with phase-cut	4.28
OPTOTRONIC® – Constant voltage dimmers with 1…10 V	4.36
OPTOTRONIC® – Constant voltage dimmers with DALI	4.34
OPTOTRONIC® – Constant voltage dimmers with DMX	4.35
OPTOTRONIC® – Constant voltage LED drivers 12 V	4.33
OPTOTRONIC® – Constant voltage LED drivers 12 V with 1…10 V	4.31
OPTOTRONIC® – Constant voltage LED drivers 24 V	4.32
OPTOTRONIC® – Constant voltage LED drivers 24 V with 1…10 V	4.30

Index of product names

Product	Page
OPTOTRONIC® – Constant voltage LED drivers 24 V with DALI	4.29
OPTOTRONIC® Cable Clamp – Driver accessories kit	4.25
OPTOTRONIC® ECO – Compact constant current LED drivers – Non-dimmable	4.23
OPTOTRONIC® FIT – Compact constant current LED drivers – Non-dimmable	4.21
OPTOTRONIC® FIT – Linear / Area constant current LED drivers – Non-dimmable	4.18
OPTOTRONIC® Indoor LED drivers	4.08
OPTOTRONIC® Intelligent – Compact constant current LED drivers – Dimmable DALI	4.19
OPTOTRONIC® Intelligent – Linear / Area constant current LED drivers – Dimmable DALI	4.15
OPTOTRONIC® Intelligent – Linear / Area constant current LED drivers – Non-dimmable	4.17
OPTOTRONIC® Intelligent Ultraflat – Linear / Area constant current LED drivers – Dimmable DALI	4.14
OPTOTRONIC® OT EASY 80	5.24
OPTOTRONIC® Outdoor – Constant current LED drivers – Non-dimmable	4.39
OPTOTRONIC® Outdoor – Constant current LED drivers with 2DIM/0…10 V	4.38
OPTOTRONIC® Outdoor – Constant current LED drivers with 4DIM/DALI	4.37
OPTOTRONIC® Outdoor LED drivers	4.12
OSRAM CFL SQUARE® 2 pins	9.22
OSRAM CFL SQUARE® 4 pins	9.23
OSRAM DULUX® CIRCOLUX	8.07
OSRAM DULUX® CLASSIC A	8.08
OSRAM DULUX® CLASSIC B	8.09
OSRAM DULUX® CLASSIC P	8.10
OSRAM DULUX® D	9.07
OSRAM DULUX® D/E	9.09
OSRAM DULUX® F	9.21
OSRAM DULUX® GLOBE	8.11
OSRAM DULUX® INTELLIGENT FACILITY	8.02
OSRAM DULUX® INTELLIGENT LONGLIFE	8.03
OSRAM DULUX® INTELLIGENT SENSOR	8.04
OSRAM DULUX® L CONSTANT	9.16
OSRAM DULUX® L HE®	9.19
OSRAM DULUX® L LUMILUX®	9.14
OSRAM DULUX® L LUMILUX® DE LUXE	9.17
OSRAM DULUX® L SP	9.18
OSRAM DULUX® L XT	9.20
OSRAM DULUX® S	9.11
OSRAM DULUX® S/E	9.13
OSRAM DULUX® STICK	8.05
OSRAM DULUX® T PLUS	9.02
OSRAM DULUX® T/E CONSTANT	9.05
OSRAM DULUX® T/E PLUS	9.03
OSRAM DULUX® T/E XT	9.06
OSRAM DULUX® TWIST	8.06
OSRAM HALOPAR® 16 E14	10.15
OSRAM HALOPAR® 16 GU10/GZ10	10.14
OSRAM HALOPAR® 20 E27	10.17
OSRAM HALOPAR® 20 GU10	10.16
OSRAM HALOPAR® 30	10.18
OSRAM HALOPAR® 38	10.19
OSRAM HALOPAR® PRO	10.13
OSRAM NATURA® T8	6.26
OT Programmer – USB programming interface	4.41

Product	Page
PARATHOM® Advanced CLASSIC A	2.19
PARATHOM® Advanced CLASSIC B	2.21
PARATHOM® Advanced CLASSIC Globe	2.25
PARATHOM® Advanced CLASSIC P	2.23
PARATHOM® Advanced GLOWdim CLASSIC A	2.41
PARATHOM® Advanced GLOWdim CLASSIC B	2.42
PARATHOM® Advanced GLOWdim CLASSIC P	2.43
PARATHOM® Advanced GLOWdim MR16	2.45
PARATHOM® Advanced GLOWdim PAR16	2.44
PARATHOM® Advanced MR11 12 V	2.11
PARATHOM® Advanced MR16	2.06
PARATHOM® Advanced PAR16	2.03
PARATHOM® Advanced PAR20	2.12
PARATHOM® Advanced PAR30	2.13
PARATHOM® Advanced PAR38	2.15
PARATHOM® Advanced R50 63 80	2.17
PARATHOM® Advanced Retrofit CLASSIC A FILAMENT	2.27
PARATHOM® Advanced Retrofit CLASSIC A Full Glass	2.37
PARATHOM® Advanced Retrofit CLASSIC B FILAMENT	2.29
PARATHOM® Advanced Retrofit CLASSIC P FILAMENT	2.33
PARATHOM® Advanced Retrofit CLASSIC P Full Glass	2.40
PARATHOM® CLASSIC A	2.18
PARATHOM® CLASSIC B	2.20
PARATHOM® CLASSIC Globe	2.24
PARATHOM® CLASSIC P	2.22
PARATHOM® Daylight Sensor	2.46
PARATHOM® LEDspot111	2.08
PARATHOM® LINE R7s	2.50
PARATHOM® MR11 12 V	2.10
PARATHOM® MR16	2.05
PARATHOM® PAR16	2.02
PARATHOM® PAR38	2.14
PARATHOM® PIN G4	2.48
PARATHOM® PIN G9	2.49
PARATHOM® PRO LEDspot111	2.09
PARATHOM® PRO MR16	2.07
PARATHOM® PRO PAR16	2.04
PARATHOM® R50 63 80	2.16
PARATHOM® Retrofit CLASSIC A FILAMENT	2.26
PARATHOM® Retrofit CLASSIC A Full Glass	2.36
PARATHOM® Retrofit CLASSIC B FILAMENT	2.28
PARATHOM® Retrofit CLASSIC B Full Glass	2.38
PARATHOM® Retrofit CLASSIC BA FILAMENT	2.30
PARATHOM® Retrofit CLASSIC BW FILAMENT	2.31
PARATHOM® Retrofit CLASSIC P FILAMENT	2.32
PARATHOM® Retrofit CLASSIC P Full Glass	2.39
PARATHOM® Retrofit Classic ST FILAMENT	2.34
PARATHOM® Retrofit Globe FILAMENT	2.35
PARATHOM® SPECIAL T26	2.47
PLANTASTAR®-T	7.41
PLANTASTAR®-TS	7.42
Power Supply PS 30	5.96
POWERBALL HCI®-E/P	7.11
POWERBALL HCI®-ET SUPER 4Y	7.14
POWERBALL HCI®-PAR20	7.15
POWERBALL HCI®-PAR30	7.16
POWERBALL HCI®-T	7.02
POWERBALL HCI®-T Excellence	7.03
POWERBALL HCI®-T Shoplight	7.04
POWERBALL HCI®-TC	7.05

Index of product names

Product	Page
POWERBALL HCI®-TC Excellence	7.06
POWERBALL HCI®-TC Shoplight	7.07
POWERBALL HCI®-TF	7.10
POWERBALL HCI®-TS	7.08
POWERBALL HCI®-TS Excellence	7.09
POWERBALL HCI®-TT	7.13
POWERBALL HCI®-TT SUPER 4Y	7.12
POWERSTAR HQI®-E clear	7.26
POWERSTAR HQI®-E clear	7.28
POWERSTAR HQI®-E coated	7.27
POWERSTAR HQI®-E coated	7.29
POWERSTAR HQI®-E/P coated	7.25
POWERSTAR HQI®-R	7.17
POWERSTAR HQI®-T 250…400 W	7.24
POWERSTAR HQI®-T 1000…2000 W	7.23
POWERSTAR HQI®-T G12	7.18
POWERSTAR HQI®-TS – Long arc, no outer bulb for enclosed luminaires	7.22
POWERSTAR HQI®-TS – Metal halide lamps with quartz technology for enclosed luminaires	7.20
POWERSTAR HQI®-TS – Short arc, no outer bulb for enclosed luminaires	7.21
POWERSTAR HQI®-TS Excellence	7.19
POWERTRONIC® GREENHOUSE PTg – ECG for horticultural lighting	13.53
POWERTRONIC® INTELLIGENT PTi I – ECG for HID lamps, with cable clamp	13.50
POWERTRONIC® INTELLIGENT PTi S – ECG for HID lamps, for installation in luminaires	13.49
POWERTRONIC® OUTDOOR PTo – ECG for HID lamps, for outdoor lighting	13.48
POWERTRONIC® PT-FIT I – ECG for HID lamps, with cable clamp	13.52
POWERTRONIC® PT-FIT S – ECG for HID lamps, for installation in luminaires	13.51
PrevaLED® Area Gen2	3.92
PrevaLED® Bar Gen2	3.93
PrevaLED® COIN 111 AC G1	3.17
PrevaLED® COIN 111 G2	3.20
PrevaLED® COIN 50 AC G1	3.16
PrevaLED® COIN 50 G2	3.18
PrevaLED® Compact Z3	3.113
PrevaLED® Core – Accessories	3.28
PrevaLED® Core AC – VDE	3.10
PrevaLED® Core AC G2	3.09
PrevaLED® Core AC PRO	3.08
PrevaLED® Core Z5	3.11
PrevaLED® Cube + Cube AC – Accessories	3.28
PrevaLED® Cube AC DALI	3.13
PrevaLED® Cube AC G3	3.14
PrevaLED® Cube G3	3.15
PrevaLED® Flat AC	3.22
PrevaLED® Flat AC – Accessories	3.29
PrevaLED® Flat AC C-EM	3.23
PrevaLED® Flat AC L-EM	3.24
PrevaLED® Flex Linear	3.88
PrevaLED® Linear AC	3.89
PrevaLED® Linear FIT D	3.87
PrevaLED® Linear Slim 2 CRI90	3.86
PrevaLED® Linear Slim 3	3.84
PrevaLED® Linear Value – Accessories for Linear Light Engines	3.90
PrevaLED® Linear Value 2	3.82
PrevaLED® Linear Value 3	3.80
PrevaLED® SKY	3.114
QUICKTRONIC® DIM – ECG dimmable 1…10 V for T8/26mm lamps	13.22
QUICKTRONIC® ECONOMIC – ECG for CFL	13.44
QUICKTRONIC® FIT 5 – ECG for T5/16 mm lamps	13.32
QUICKTRONIC® FIT 5/8 – ECG for T5/16 mm and T8/26 mm lamps	13.34
QUICKTRONIC® FIT 8 – ECG for T8/26 mm lamps	13.36
QUICKTRONIC® FQ® – ECG for T5/16 mm lamps	13.29
QUICKTRONIC® INTELLIGENT – ECG for T5/16 mm lamps	13.23
QUICKTRONIC® INTELLIGENT DALI DIM – ECG dimmable for CFL	13.14
QUICKTRONIC® INTELLIGENT DALI DIM – ECG dimmable for T5/16 mm lamps	13.08
QUICKTRONIC® INTELLIGENT DALI DIM – ECG dimmable for T8/26 mm lamps	13.12
QUICKTRONIC® INTELLIGENT DIM – ECG dimmable 1…10 V for CFL	13.20
QUICKTRONIC® INTELLIGENT DIM – ECG dimmable 1…10 V for T5/16 mm lamps	13.16
QUICKTRONIC® INTELLIGENT DIM – ECG dimmable 1…10 V for T8/26 mm lamps	13.19
QUICKTRONIC® MULTIWATT – ECG for CFL	13.42
QUICKTRONIC® PROFESSIONAL – ECG for CFL	13.46
QUICKTRONIC® PROFESSIONAL – ECG for DULUX® L and DULUX® F lamps	13.39
QUICKTRONIC® PROFESSIONAL – ECG for T5/16 mm – circular lamps	13.41
QUICKTRONIC® PROFESSIONAL – ECG for T5/16 mm lamps	13.27
QUICKTRONIC® PROFESSIONAL OPTIMAL – ECG for CFL, T5/16 mm and T8/26 mm lamps	13.30
QUICKTRONIC® QTz8 – ECG for T8/26 mm lamps	13.38
SA-Type T12	6.34
SENSOR KIT	5.102
Shortened U-shaped T8	6.30
SIRIUS® – Low-voltage halogen lamps with dichroic reflector, road traffic	11.04
SLC Gateway	5.80
SLC Luminaire Controller	5.78
SLC Pole Controller	5.79
SPECIAL OVEN P	12.03
SPECIAL OVEN T	12.03
SPECIAL T/FRIDGE	12.04
SSU Server	5.69
SSU with BACnet	5.70
Standard high-voltage lamps, road traffic	11.10
Standard high-voltage longlife lamps, road traffic	11.11
Starters	6.38
Starters for series operation at 230 V AC	6.37
Starters for single operation at 230 V AC	6.36
SubstiTUBE® T5 Advanced HF/Advanced UO HF	2.59
SubstiTUBE® T8 Advanced Connected	2.60
SubstiTUBE® T8 Advanced EM	2.55
SubstiTUBE® T8 Advanced HF	2.56
SubstiTUBE® T8 Advanced Universal	2.58
SubstiTUBE® T8 Advanced UO EM	2.57
SubstiTUBE® T8 Value EM	2.53
SubstiTUBE® T8 VALUE HF	2.54
Touch DIM® LS LI	5.21
Touch DIM® LS/PD LI	5.22
Touch DIM® RC	5.20
Touch DIM® RMC	5.19

Index of product names

Product	Page
Touch DIM® WCU	5.18
U-shaped T8	6.31
User Remote	5.48
VALUE Flex 1500	3.54
VALUE Flex 600	3.56
VALUE Flex 900	3.55
VALUE Flex Eco	3.57
VALUE Flex IP Eco	3.61
VALUE Flex Protect 1300	3.58
VALUE Flex Protect 600	3.60
VALUE Flex Protect 900	3.59
VIALOX® NAV®-E	7.32
VIALOX® NAV®-E Plug-in	7.34
VIALOX® NAV®-E SUPER 4Y®	7.31
VIALOX® NAV®-E SUPER 6Y	7.30
VIALOX® NAV®-E/I	7.33
VIALOX® NAV®-T	7.37
VIALOX® NAV®-T SUPER 4Y®	7.36
VIALOX® NAV®-T SUPER 6Y	7.35
VIALOX® NAV®-T/I	7.38
VIALOX® NAV®-TS	7.40
VIALOX® NAV®-TS SUPER 4Y®	7.39
VISION	5.09
XL-Type T12	6.35
Y-CONNECTOR	5.97
Y-CONNECTOR SCREW	5.98

Simple and correct disposal of lamps and luminaires

EU directive 2012/19/EU on waste electrical and electronic equipment (WEEE) relates, among other things, to luminaires (including luminaires in households as of 1 February, 2016), fluorescent lamps, compact fluorescent lamps, LED lamps, discharge lamps including high-pressure sodium lamps, metal halide lamps and low-pressure sodium lamps [1]. Starters, control gears and light-emitting diodes are classed as luminaire components and as such are part of the luminaire disposal process.

All OSRAM products that need to be disposed of under the WEEE directive are labeled with the symbol shown here.



Incandescent lamps and tungsten-halogen lamps do not contain any substances that are harmful to the environment and can be thrown away with household waste.

All manufacturers must register with their relevant national authority. Products from non-registered manufacturers may no longer be marketed.

In Germany, OSRAM is registered as a manufacturer in the “Elektro-Altgeräte Register” [Old Electrical Equipment Register] (EAR) as number **DE 71568000.**

In addition, there are individual regulations governing the disposal of lamps and luminaires in the other member states of the EU and also in Norway and Switzerland. For more information please contact the local OSRAM company.

The primary objectives of the WEEE Directive are to reduce the load on the environment, safeguard valuable resources and protect the environment and public health.

All consumers (commercial and domestic) are obliged to return old lamps for separate disposal. Collection points have been set up for this. Consumers in Germany do not have to sort the old lamps by manufacturer or by product age. Lamps can be disposed of in household quantities via communal recycling centers or via many dealers. When disposing of larger commercial quantities of old lamps, a network of over 400 large-quantity collection points is available at specialized waste management companies or sustainable electrical wholesalers. Collection points near you can be located by simply entering your city or zip code at www.lightcycle.de.

Lightcycle is a take-back system for obsolete lamps and luminaires in Germany founded by OSRAM in 2005 with other companies to enable environmentally and consumer-friendly recycling. There now exist over 9,500 collection points for old lamps across Germany.

For the correct and legislatively compliant return of old luminaires, Lightcycle provides a network of collection points and also a fetching service with container provision, available from one tonne of old luminaires. Please address requests to info@lightcycle.de.

The latest information for Germany can be found on the internet at: www.osram.de/WEEE
Lightcycle: www.lightcycle.de
German Ministry for the Environment, Nature and Reactor Safety: www.bmu.de
German Central Association of Electrical Engineering and the Electronics Industry: www.zvei.org
Elektro-Altgeräte Register foundation: www.stiftung-ear.de
German Environment Office: www.uba.de
Lighting Europe: www.lightingeurope.org

1) Since 23.03.2006 there is an obligation in Germany to take products back

General notes
Standard packs

General
All OSRAM articles are GTIN (EAN) coded in their various packaging formats. The GTIN (EAN) numbers listed in this catalog normally relate to the smallest packaging unit unless otherwise indicated.

Technical data is in accordance with DIN (German Industrial Standards) and IEC (International Electrotechnical Commission).

Unless otherwise indicated, all lamps are designed for a mains voltage of 230 V.

For CE labeling, see notes on the following page.

Sales and shipments are based on the OSRAM Conditions of Supply and Payment valid on the contract date.

Technical data and dimensions are subject to the customary small tolerances.

Subject to technical modification and availability of supplies. The information in this catalog supersedes information in previous catalogs.
® = Registered trademark

Standard packs
There is a surcharge on order quantities different from the standard pack quantities listed in this catalog because standard packs have to be broken open.

There are considerable advantages in ordering original cartons/standard packs:

– Prompt delivery
– No surcharges
– Simple cost-saving handling on receipt
– No time-consuming checks when the goods arrive
– Exact contents description on each stacked carton
– No danger of mistaking one type of lamp for another
– Reduced risk of losses in transit
– Reduced risk of breakage

Types not listed
Available on request. Surcharge for different bases and voltages.

Registered trademarks

BIOLUX
BoxLED
CENTRA
CHIP control
CIRCOLUX
COINlight
CONCENTRA
DECOPIN
DECOSTAR
DEOS
DRAGONchain
DRAGONeye
DRAGONpuck
DULUXTRONIC
ENCELIUM
ENDURA
ET-PARROT
FC
FLUORA
FM
FQ
HALOLINE
HALOLUX
HALOLUX CERAM
HALOPIN
HALOSPOT
HALOSTAR
HALOSTAR STARLITE
HALOTRONIC
HALOTRONIC MOUSE
HCI
HQI
HQL
HTM
HWL
LEDinestra
LIGHTIFY
LINEARlight Flex
LUMILUX
LUMILUX INTERNA
LUMILUX SKYWHITE
LUMILUX SPLIT
NAV
OPTOTRONIC
OSRAM DULUX
OSRAM HALOPAR
OSRAM NATURA
OUT KIT
PARATHOM
PLANTASTAR
POWERBALL
POWERBALL HCI
POWERSTAR
POWERSTAR HCI
POWERSTAR HQI
POWERTRONIC
PrevaLED
QUICKTRONIC
SIG
SIRIUS
SQUARE
SubstiTUBE
Touch DIM
VIALOX

CE labeling for luminaires, lamps and accessories

Products that fall under the scope of the European directives on low voltage (LVD), electromagnetic compatibility (EMC) and the eco-design of energy-related products (ErP and its applicable implementation measures) must carry the CE label in order to be sold in the EU. The CE label indicates compliance with the principal requirements of these regulations and ordinances. Of course, all OSRAM products meet the requirements of the relevant European directives and therefore carry the CE label.

Notes on CE labeling:

1. CE labeling as a requirement for marketing products in Europe
The CE label is applied to the product itself or to its type plate (minimum height of the label: 5 mm). If this is not possible in certain circumstances the label may be applied to the packaging, if any, and also to the accompanying paperwork.

The CE label is a requirement for sales within the EU and must therefore be applied before a product can be marketed. By applying the CE label to their products, manufacturers and importers are confirming that their products comply with the "basic requirements" of special European directives and that they meet the stated objectives of these directives (electromagnetic compatibility, for example). As a rule, these "basic requirements" are met if the products were manufactured in compliance with the relevant directives and harmonized European standards.

2. The CE label is an administrative mark
The CE label is an administrative mark addressed to the national inspection agencies. The CE label indicates to these agencies that at the time of its marketing the labeled product complies with the European directives that apply to the product and require a CE label.

3. Neither retailers nor consumers have the right to inspect the conformity certificates of the manufacturers
The right to request and inspect conformity certificates is reserved exclusively for those market inspection agencies responsible for checking that electrical and electronic products comply with statutory requirements. In Germany these are the Bundesnetzagentur (Federal Network Agency, responsible in connection with the EMC directive), the Gewerbeaufsichtsämter (Trade Supervision Offices, responsible in connection with the low-voltage directive), the relevant authorities and the Bundesanstalt für Materialforschung und -prüfung (Federal Agency for Material Research and Testing) as the commissioned agency (in connection with the ErP directive).

4. The CE label is not a seal of quality or an approval mark
CE labeling relates solely to compliance with the statutory "basic requirements" contained in certain directives and ordinances. It is therefore not an indicator of the quality of the product.

The product features required in the ordinances for implementing the ErP directive are verified by the manufacturers by means of type testing and confirmed with the CE label.

As an administrative label required by law, the CE label should not be confused with the approval marks (such as ENEC and VDE marks) issued by independent inspectorates. These inspectorates do not even check whether or not a product carries the CE label legitimately.

Symbols on our packaging

OSRAM has always focused not only on high product quality but also on the health and safety of the consumers of its products. The European regulations on product safety create the same conditions in all EU member states and standardize the safety requirements relating to products.

The regulations promise greater safety and transparency for the consumer. To meet our obligations arising from these regulations and to inform our customers as well as to visualize product features in a way that can be quickly grasped, we provide information about our products on the products themselves, on the packaging and on the leaflets enclosed with the products. Because there are so many different languages in the EU we use pictograms.

OSRAM uses the following symbols:



Open packaging, read instructions



Read the enclosed leaflet before use



Keep away from children



Hold by the casing, not the lamp



Do not touch the lamp with bare fingers

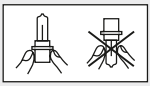

Do not touch the glass bulb; hold the casing when inserting



Do not use the lamp if the glass bulb is scratched or damaged



Must not be used if outer bulb is defective

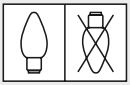

Restriction on burning position



Do not throw away with household waste



Use indoors only



Disconnect the power supply before relamping



Disconnect electronic control gear from the power supply before maintenance work

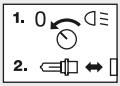

Switch off headlights before replacing lamp



Can be operated in unshielded luminaires



Operate only in shielded luminaires



Limited dimmability



Lamp cannot be dimmed



Caution: hot



Wear suitable protective gloves when fitting or removing



Wear suitable goggles when fitting or removing



Protect against splashes



Dichroic reflector lamp ("Cool Beam") – use only in fixtures designed for these lamps

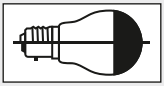

Cap reflector lamp – use only in special installations



Restriction on burning position:
p = horizontal,
h = hanging,
s = standing, 15 = ±15°



Must be installed and maintained only by qualified electricians



IR radiation



High levels of UV radiation



UVA-A radiation



Germicidal lamp



Radiation hazard:
Do not look into the light source

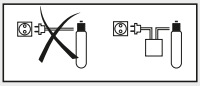

Operate only with control gear



Ignition procedure for lamps with built-in ignition



Ignition procedure for lamps with external igniter



Dangerous voltage



Special lamps, not suitable for general lighting in households



Caution! Hot surface



See further information on the inside

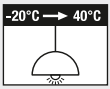

Suitable indoor ambient temperature

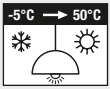

Suitable outdoor ambient temperature



Not suitable for accent lighting



Do not use tools



Do not open product



Intended application: entertainment



Intended application: medical devices



Intended application: industry

Symbols in the tables

W — Power in W

W SYSTEM — System wattage in W

W_K — Construction wattage

W KETTE — Wattage of chain in W

W MODUL — Module wattage in W

W METER — Nominal wattage per meter in W

w≙W — Substitution for wattage

Dimmable

W — Dimming range

V — Voltage in V

V_{IN} — Input voltage in V

V_{OUT} — Output voltage in V

V TEST — Test voltage in V

V min.-max. — DC voltage in V

kV START — Ignition voltage in kV

A — Current in A

$I_{[mA]}$ — Rated current in mA

I_{max} — Maximum switchable current

Hz — Operating frequency in Hz

kHz ECG — Operating frequency in kHz

K — Color temperature in K

Light color

COLOR — Color

R_a — Color rendering index

lm — Luminous flux in lm

lm 25°C — Luminous flux in lm at 25 °C

lm 35°C — Luminous flux in lm at 35 °C

lm KETTE — Luminous flux of chain

lm MODUL — Luminous flux of module

lm METER — Luminous flux per meter

lm–b — Aperture luminous flux b in lm

lm/W — Luminous efficacy

cd — Luminous intensity in cd

Light distribution

λ — Power factor/wavelength

d [mm] — Diameter d in mm

d_1 [mm] — Diameter d_1 in mm

d_1 max. [mm] — Max. diameter d_1 in mm

d_2 max. [mm] — Max. diameter d_2 in mm

d_3 max. [mm] — Max. diameter d_3 in mm

TUBE d [mm] — Tube diameter d in mm

IEC d [mm] — Diameter to IEC in mm

LES ∅ — Diameter light emitting surface

l [mm] — Length l in mm

l max. [mm] — Length l max. in mm

IEC l max. [mm] — Length l max. to IEC in mm

l_1 [mm] — Länge l_1 in mm

l_1 max. [mm] — Length l_1 max. in mm

IEC l_1 max. [mm] — Length l_1 max. to IEC in mm

l_2 [mm] — Length l_2 in mm

l_2 max. [mm] — Length l_2 max. in mm

l_3 [mm] — Length l_3 in mm

Overall length in mm

Cable length — Cable length

b [mm] — Width b in mm

b_1 [mm] — Hole spacing b_1 in mm

h [mm] — Height h in mm



Maximum installation height in m



Light center length (LCL) in mm



Spacing a in mm



Focal length a in mm



Weight in g


Beam angle in °


Base



Average period of use/life



Average period of use/life battery


Burning position



Protection class



Type of protection


Overload protection



Overheating protection



Control



Number of control outputs



Ambient temperature range in °C



Maximum operating temperature at the T_c point in °C


Energy efficiency class


Energy efficiency class of supplied lamps



Energy efficiency class of permanently integrated, non-exchangeable LED modules



Initial standard deviatio of color matching


No. of LEDs per module



Number of LEDs per meter



Number of LED modules per chain



Fuse, quick-acting, in A


Rated number of switching cycles



Capacitor for power factor correction


Photon flux



Photon flux efficacy


For lamp / LED module



Maximum cable length – system in m


Detection area



Working range of light sensor in Lx



Maximum load contact in A


Type of installation


Wireless programming



Transmitter range in m



Circuit diagram


Galvanic isolation

Design / version

Battery

Standard pack in pcs.

Fig. no.

Glossary

AM	Amplitude Modulation
CCG	Conventional Control Gear
CFL	Compact fluorescent lamp
CLO	Constant Lumen Output
CS	Current Setting
DA	DALI
DALI	Digital Addressable Lighting Interface
DT6	DALI Device Type 6
ECG	Electronic Control Gear
EEI	Energy Efficiency Index
FAN	12V auxiliary output for active cooling (fan)
HPS	High Pressure Sodium lamp
L	Linear
LH	Lamp High
LL	Lamp Low
LT2	LEDset2
PWM	Pulse Width Modulation
RI	Radio Interference
S	Luminaire integration
SD	StepDIM

OSRAM Lamp Finder Professional – the free app

As the name suggests, the new “OSRAM Lamp Finder Professional” app for Apple and Android smartphones and tablets will help you to find the right lamp for your particular requirements.

www.osram.com/lampfinder-app

331K001GB Subject to change without notice. Errors and omissions excepted.

OSRAM GmbH

Head office:

Marcel-Breuer-Strasse 6
80807 Munich, Germany
Phone +49 89-6213-0
Fax +49 89-6213-2020
www.osram.com

Member of

voltimum

OSRAM